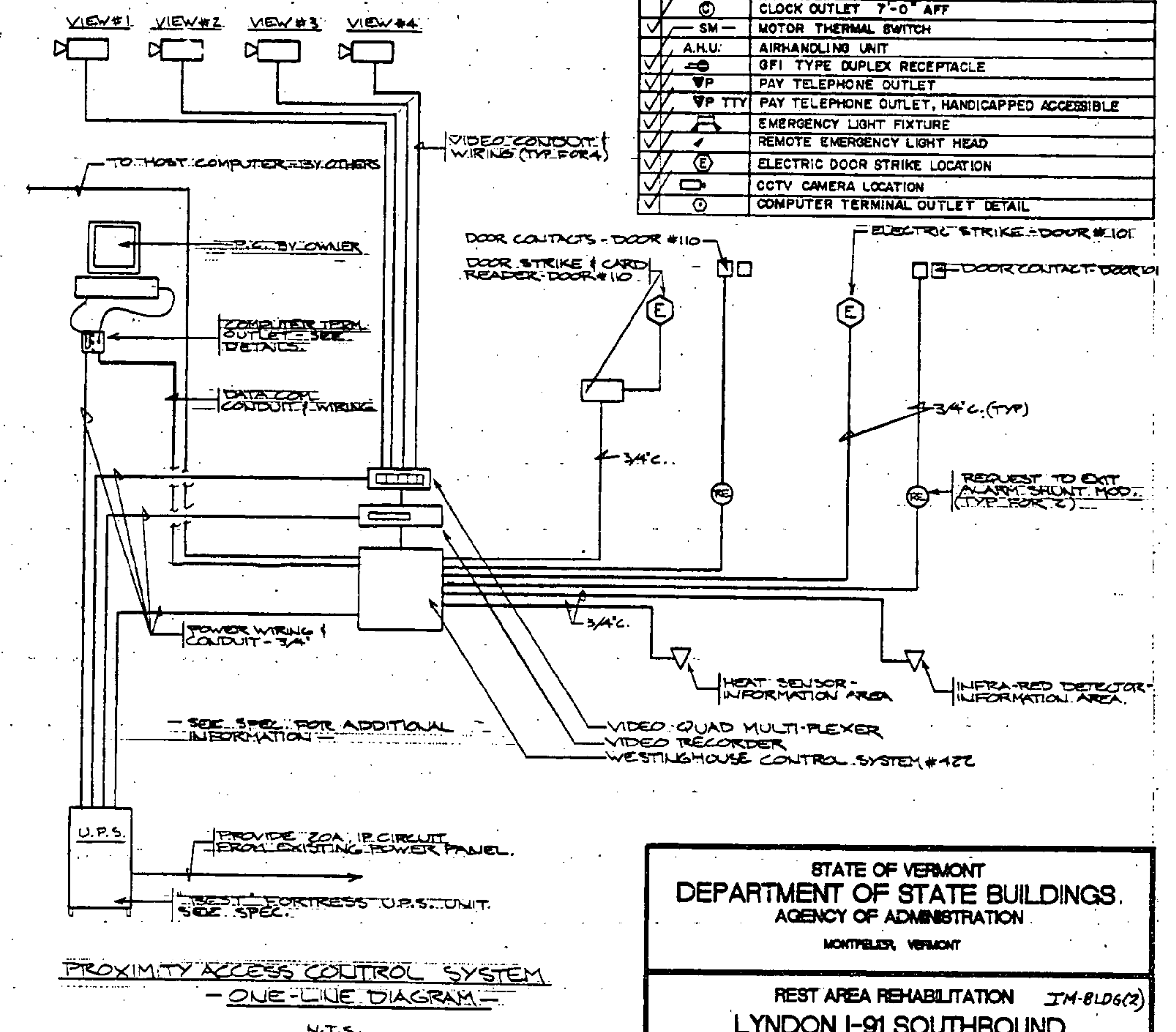
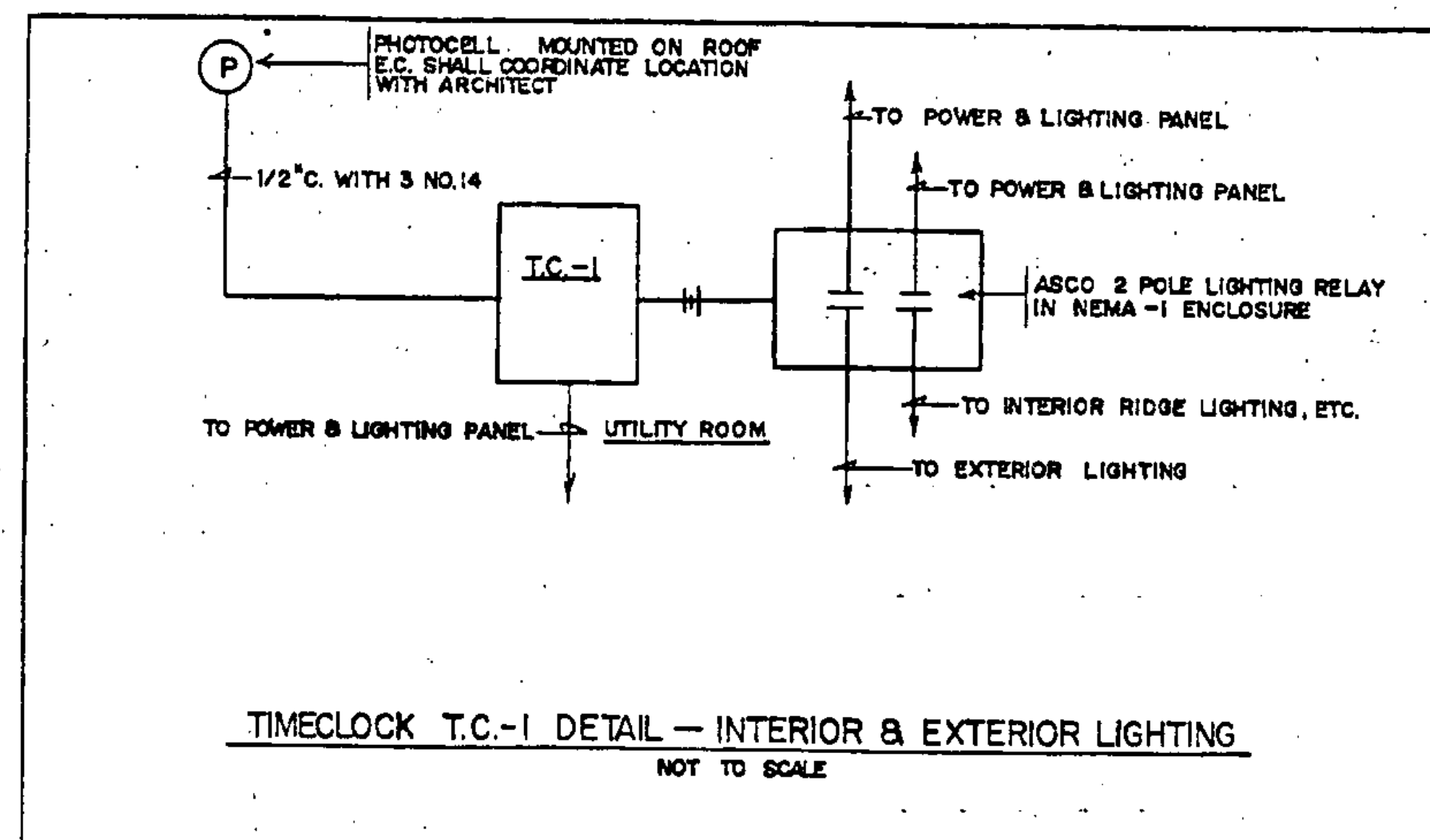
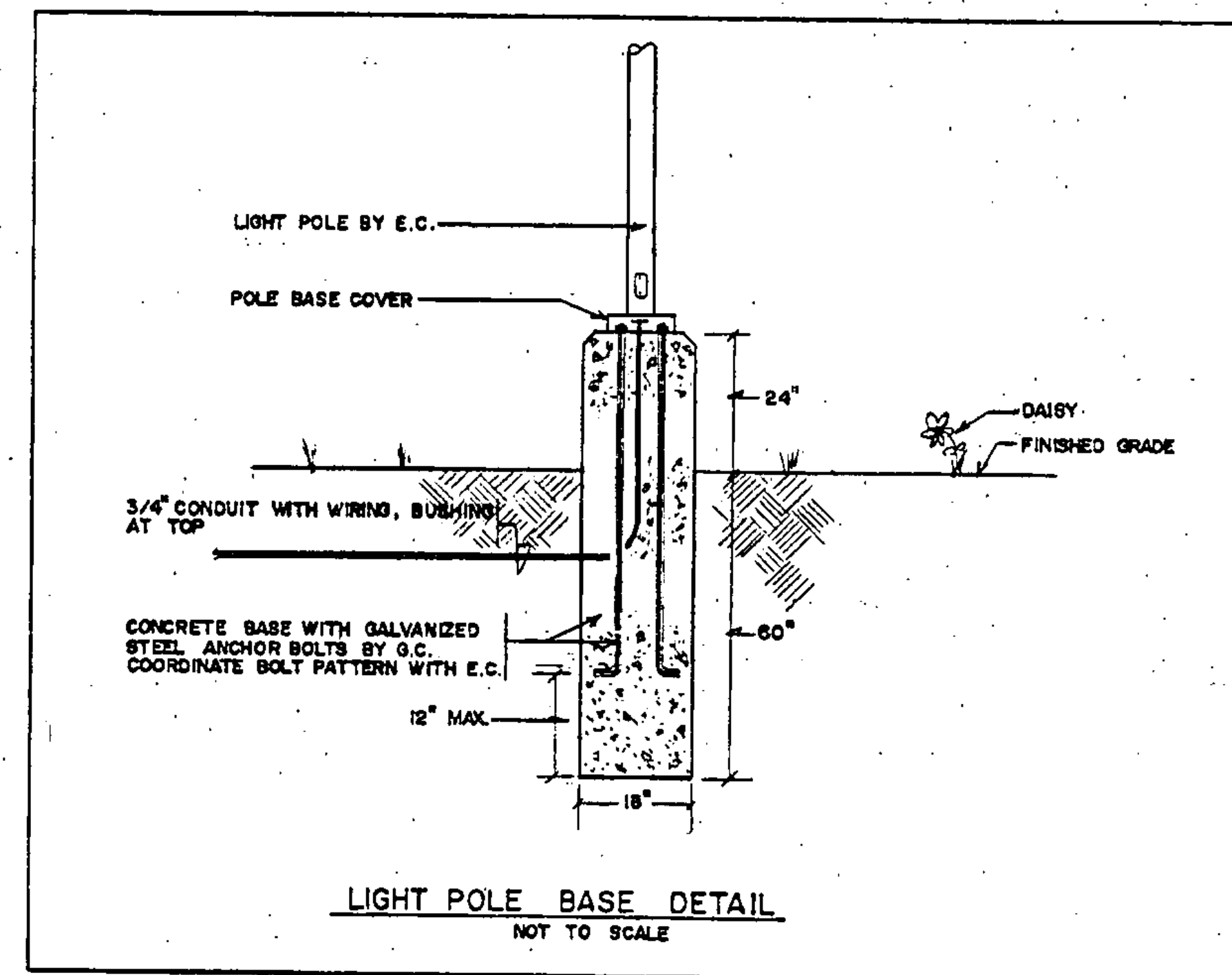
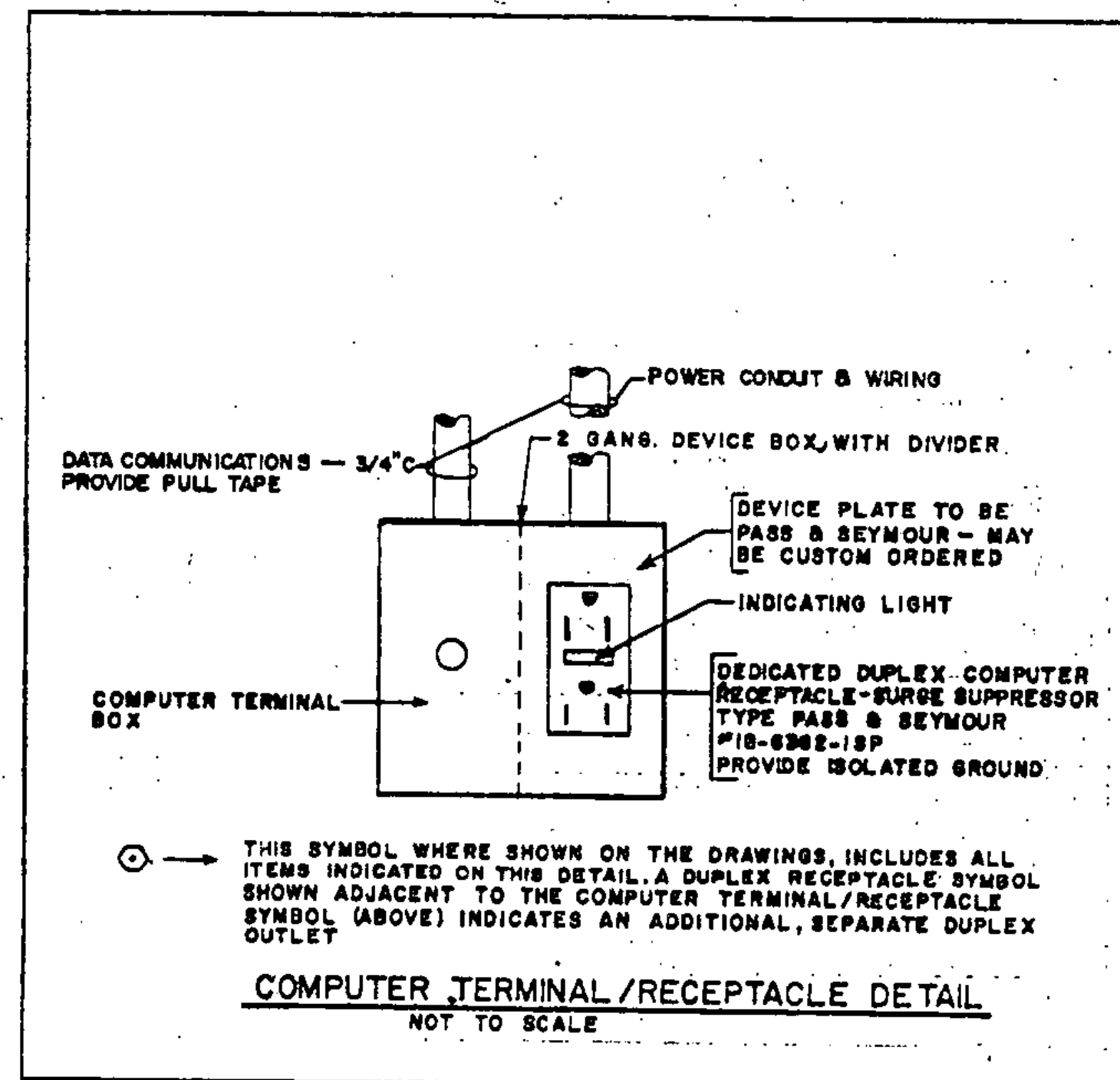


TYPE	MANUFACTURER & DESCRIPTION	LAMPS		MOUNTING	FINISH	REMARKS
		WATT.	TYPE			
A	LOBBY - NEWSTAR VANDALPROOF NO. 54-142	2-32	F-32 T-8 R S	SURFACE	WHITE	PROVIDE TAMPERPROOF SCREWS
B	HANDICAPPED TOILET ROOM NEWSTAR VANDALPROOF CORNER NO. 54-142/45	2-32	F-32 T-8 R S	SURFACE / CORNER MNT.	WHITE	PROVIDE TAMPERPROOF SCREWS
C	PORTICO / CANOPY FAILSAFE NO. HDR-DCM-120-93/B5-SSP Q1-ADD SILEX QRS	1-100	100 M90	RECESSED	COORDINATE WITH ARCHITECT	PROVIDE TAMPERPROOF SCREWS. FIXTURE C, TO BE QUARTZ RESTRIKE
D	POLE MOUNTED LIGHT LITHONIA H-TEK NO. KAB1-250M-R4-120-SP12 QRS, POLE SSS-16-125-DM18	1-250	250 N H	POLE	COORDINATE WITH ARCHITECT	PROVIDE QUARTZ RESTRIKE
E	EXIT SIGN FAILSAFE NO. EXP-1-RW-120-EBP	2-9	9W PL BIAK	SURFACE COORDINATE WITH ARCH.	WHITE WITH RED LETTERS	INTEGRAL EMERGENCY BATTERY PACK & TAMPERPROOF SCREWS
F	CLOSET LIGHT FAILSAFE NO. F80-14-120	2-7	7W PL B1-AX	WALL 6'-6" AFF	ORAL/WHITE	
G	SIGNAGE LIGHTING DAYBRITE 4' STRIP T148HO-LT20	60	60W 800MA LOW TEMP	SEE ARCH. DETAILS	WHITE	PROVIDE LOW TEMP. (-20°) SIGN TYPE LAMPS AND BALLASTS

✓	⊕	JUNCTION BOX
✓	⊖	SINGLE RECEPTACLE 18" A.F.F.
✓	⊕⊖	DUPLEX RECEPTACLE 18" A.F.F.
✓	⊕⊖⊕	QUAD. RECEPTACLE 18" A.F.F.
✓	⊕⊖⊕⊖	SPECIAL RECEPTACLE RATING ADJACENT
✓	⊕	POWER PANEL
✓	⊕	FIRE-O-MATIC
✓	⊖	TELEPHONE OUTLET
✓	⊕	MOTOR STARTER
✓	⊖	DISCONNECT
✓	⊕	FIRE HORN & LIGHT
✓	⊕	TRANSFORMER
✓	⊕	HOME RUN TO PANEL F (MIN. 3/4" CONDUIT)
✓	⊕	CONDUIT TURNING UP
✓	⊕	CONDUIT TURNER UP
✓	⊕	EXIT LIGHT
✓	⊕	FLOURESCENT LIGHT
✓	⊕	TO BE REMOVED
✓	⊕	POINT OF [N] ELEC. CONNECTION TO [E]
✓	⊕	NEW
✓	⊕	EXISTING
✓	⊕	SINGLE POLE SWITCH 48" A.F.F.
✓	⊕	THREE-WAY SWITCH 48" A.F.F.
✓	⊕	A.F.F. ABOVE FINISHED FLOOR
✓	⊕	A.F.C. ABOVE FINISHED COUNTER
✓	⊕	INCANDESCENT CEILING LIGHT
✓	⊕	NIGHT LIGHT
✓	⊕	DUPLEX RECEPTACLE IN FLOOR
✓	⊕	CLOCK OUTLET 7'-0" AFF
✓	⊕	SM - MOTOR THERMAL SWITCH
✓	⊕	A.H.U. AIRHANDLING UNIT
✓	⊕	GFI TYPE DUPLEX RECEPTACLE
✓	⊕	PAY TELEPHONE OUTLET
✓	⊕	PAY TELEPHONE OUTLET, HANDICAPPED ACCESSIBLE
✓	⊕	EMERGENCY LIGHT FIXTURE
✓	⊕	REMOTE EMERGENCY LIGHT HEAD
✓	⊕	ELECTRIC DOOR STRIKE LOCATION
✓	⊕	CCTV CAMERA LOCATION
✓	⊕	COMPUTER TERMINAL OUTLET DETAIL



STATE OF VERMONT
DEPARTMENT OF STATE BUILDINGS.
AGENCY OF ADMINISTRATION
MONTPELIER, VERMONT

REST AREA REHABILITATION JM-BLDG(2)
LYNDON I-91 SOUTHBOUND
ELECTRICAL - SCHEDULES, LEGENDS & DETAILS

DATE: 6-9-95	SCALE: 1/4"=1'-0"	REVISIONS:	DRAWING NO.: E-2
DRAWN BY: G.N.	APPROVED BY: GAN	DRAWING NAME: ELECTRICAL	SHEET: 17 OF 29