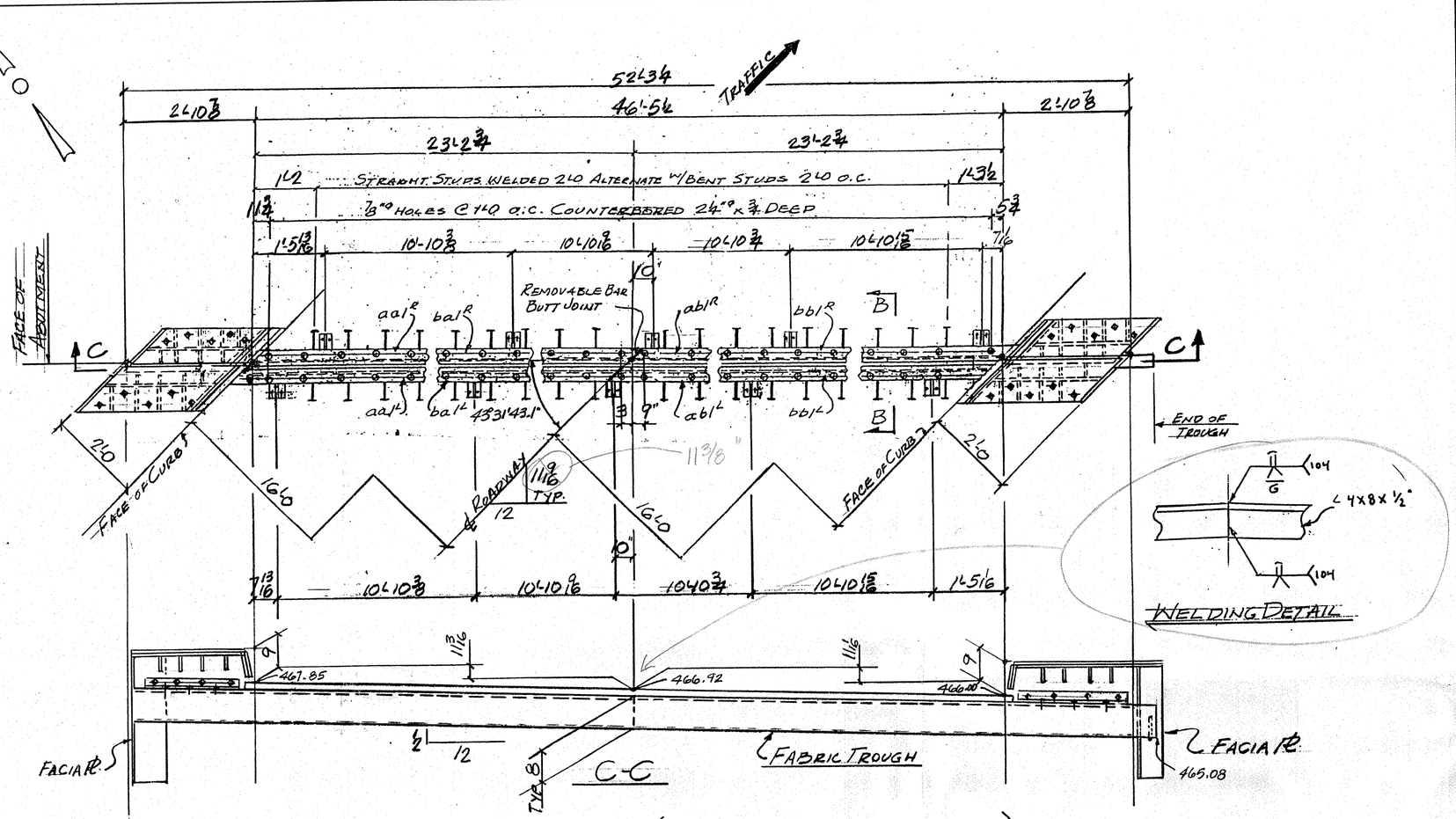

EJ1-S - ONE REQ'D (@ ABUT. 1 - BRIDGE - 505)

ABM INFO PAGE	LINE	NO.	DESCRIPTION	FT	IN	ASSEM. MARK	SHIPPING MARK	REMARKS	WEIGHT
		1	EXP. JNT. ASS'Y	53	0±		EJ1S		—
		2	L 8x4x½	26	6	aa1			
		2	DO	26	6	ab1			
		2	BAR 5½x14	24	0	bc1			
		2	DO	24	0	bb1			
		10	℄ ½x8		10	bc1			
		10	℄ ½x6		10	bd1			
		93	¾"ø H.S. BOLTS		24	ma1			
		93	¾"ø CLOSE THREADED ANC. FERRULES			mb1			
		104	¾"ø ANC STUDS		10	mc1			
		1	PREFORMED FABR.	54	0	mf1		SPLY PER SUBSECT. 707.07	
		2	BUTYL RUBBER TAPE 1x3	54	0			ADHSIVE SPEC. MAR. TYPE II	
		20	1"ø THREADED RODS		9		TS1		
		20	DO		7		TS2		
		80	1"ø HEX NUTS						
		80	BAR 3x⅜		3	W1		WASHER	
		5	℄ ½x9		9		API	NOT GALV.	
		20	¾"ø ANC STUDS		10	mc1			
		9	L 4x4x⅜	1	0	sa1			
		9	¾"ø H.S. BOLTS		3			W/1 WASH	
		CURBS							
		2	℄ ⅜x13½	3	9⅞	cp1			
		2	℄ ⅜x8⅞	1	7	cp1a			
		2	℄ ⅜x13¾	2	0¼	cp1b			
		2	℄ ⅜x12½	3	7¼	cp2			
		2	℄ ⅜x6¼	1	5¾	cp2a			
		2	℄ ⅜x13¾	2	5⅞	cp2b			
		2	℄ ⅜x9¾	3	5⅞	cp3			
		2	℄ ⅜x6¼	1	1¾	cp3a			
		2	℄ ⅜x9¾	3	4½	cp4			
		2	℄ ⅜x5⅞	1	1¾	cp4a			
		2	℄ ⅜x9	2	9⅜	cp5			
		2	℄ ⅜x8⅞	2	8¼	cp6			
		28	¾"ø H.S. BOLTS		24	ma1			
		28	¾"ø CLOSE THREADED ANC. FERRULES			mb1			
		24	¾"ø ANC STUDS		10	mc1			
		24	¾"ø H.S. BOLTS		24	md1		W/NEW.	
		32	¾"ø ANC STUDS		7	me1			
		4	L 4x4x⅜	1	10±	ac1			
		16	℄ ⅜x5⅜		5⅞	sp1			
		16	℄ ⅜x4		4½	sp2			

JOB NO. 127-505 DRG. NO. J1

PAY ITEM 516.10

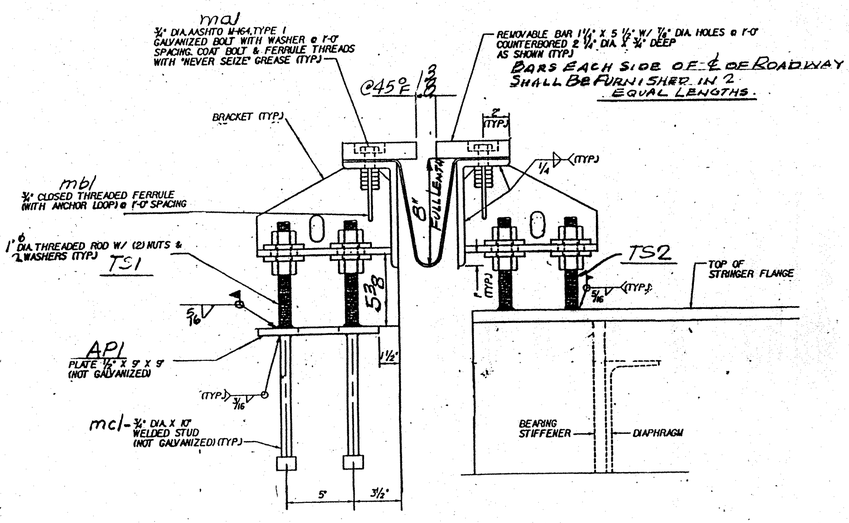

TYP. SECTION @ ADJUSTMENT BRACKETS.

WORK THIS DWG W/ DWG. J1A

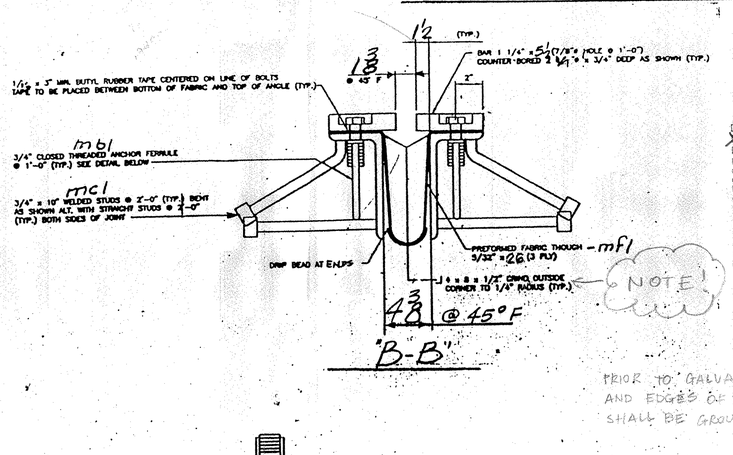

TVGA
Engineering, Surveying, P.C.

☐ NO EXCEPTIONS TAKEN ☐ REJECTED
☒ FURNISH AS CORRECTED
☐ REVISE AND RESUBMIT

ENGINEER has reviewed Shop Drawings and Samples and other data which Contractor is required to submit, only for conformance with the information given in the Contract Documents and compatibility with the design concept of the completed Project as a functioning whole as indicated in the Contract Documents. Such review shall not extend to means, methods, techniques, sequences or procedures of construction or to safety precautions and programs incident thereto. Contractor is responsible for dimensions to be confirmed and correlated at the job site; for information that pertains solely to the fabrication processes or to techniques of construction and for coordination of the work of all trades.

BY: Pat W. Scott
DATE: 4/9/01

PRIOR TO GALVANIZING, ALL CORNERS AND EDGES OF PLATES, SHAPES, ETC.) SHALL BE GROUND TO A 1/16" RADIUS.

ANCHOR FERRULE DETAIL - mb1

REV.	REMARKS	DATE	DWN	CHK	APP	Q.A.	NO.	DIA.	LGT	TYPE	WASHER
	OUT FOR APPROVAL	2-2-01									
	OUT FOR APPROVAL										
	ISSUED TO SHOP										
	FIELD & OFFICE										

PROJECT NO. IM-089-2(26) STATE BRIDGE NO. 505
MATERIAL: AASHTO M270-Gr36 ELECTRODES: PER PROC. HOLES: AS NOTED SHOP BOLTS: ¾"ø H.S.
SURFACE PREP. & PAINT:

GALVANIZED AFTER FAB

DESCRIPTION: EXP. JOINT - ABUT. 1
JOB: BRIDGE 505
I89 OVER U.S. ROUTE 2
MIDDLESEX-BOLTON, VT.
CUSTOMER: WINTERSET INC.

	DRAWN BY	DATE
	JPF	1-01
	CHKD BY	
	APPROV BY	
	Q.A.	
JOB NO.	DRG. NO.	
127-505	J1	
	REV.	△

CASCO BAY STEEL STRUCTURES, INC.
75 SPRING HILL ROAD SACO, MAINE 04072
PHONE (207) 282-7360 FAX (207) 282-1179

530 BJ 505