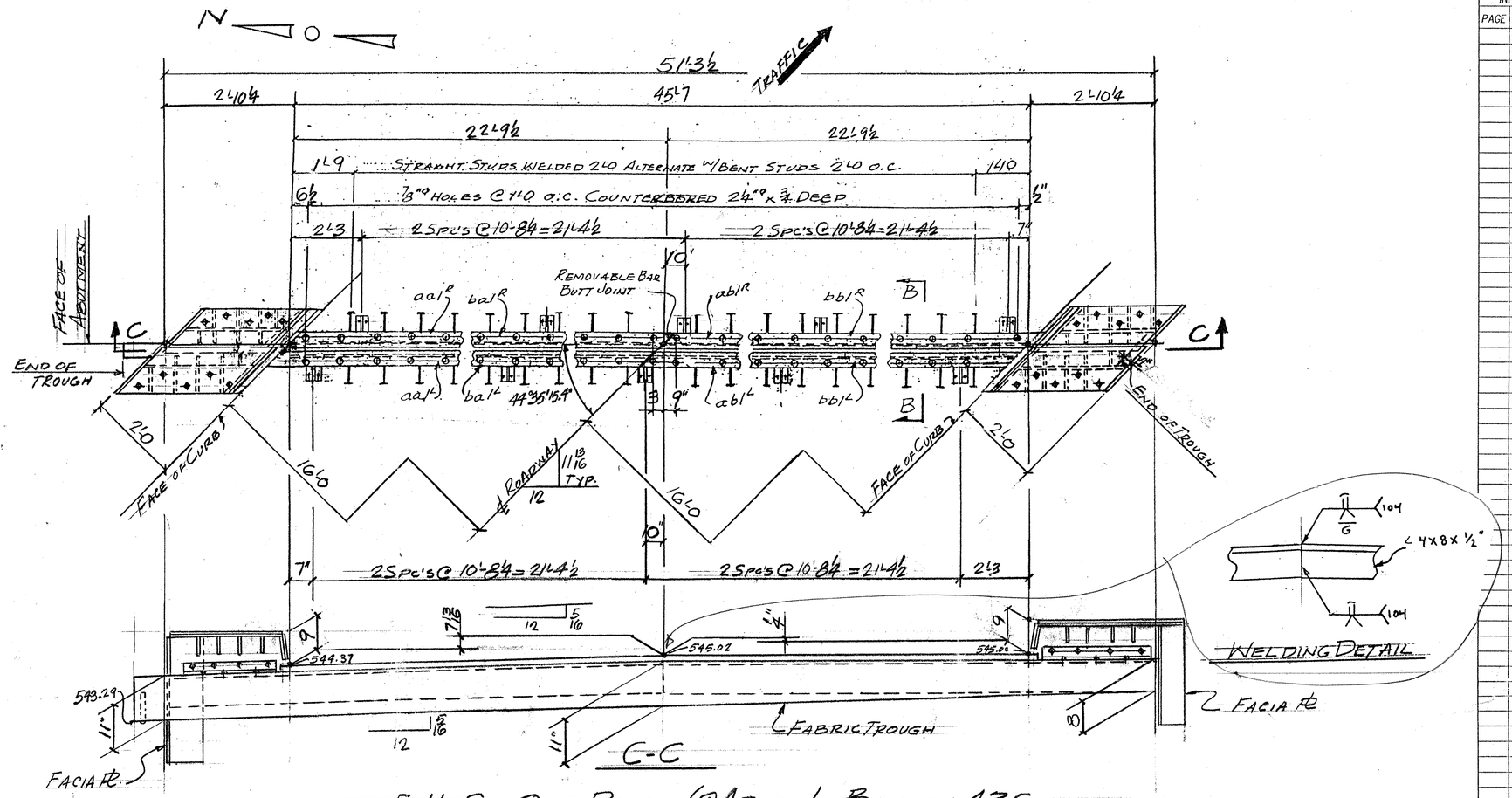

EJ1-S - ONE REQ'D (@ ABUT. 1 - BRIDGE 435

ABM INFO PAGE	LINE	NO.	DESCRIPTION	FT	IN	ASSEM. MARK	SHIPPING MARK	REMARKS	WEIGHT
		1	EXP. JNT. ASS'Y	53	0±		EJ1-S		—
		2	L 8x4x½	26	0	aa1			
		2	DO	26	0	ab1			
		2	BAR 5½x¼	23	6	ba1			
		2	DO	23	6	bb1			
		10	PL ½x8		10	ba1			
		10	PL ½x6		10	bd1			
		92	¾"ø HS BOLTS		24	ma1			
		92	¾"ø CLOSE THREADED ANC. FERRULES			mb1			
		102	¾"ø ANC STUDS		10	mc1			
		1	PREFORMED FABR. 5/32x30	53	0±	mf1		SPLY PER SUBMITTAL 707-07	
		2	BUTYL RUBBER TAPE ⅛x3	52	0±			AASHTO SPEC. M-18-TYPE II	
		20	1"ø THREADED RODS		9		TS1		
		20	DO		7		TS2		
		80	1"ø HEX NUTS						
		80	BAR 3x⅜		3	W1		WASHER	
		5	PL ½x9		9		AP1	NOT GALV.	
		20	¾"ø ANC STUDS		10	mc1			
		9	L 4x4x⅜	1	0	sa1			
		9	¾"ø HS BOLTS		3			W/1 WASH.	
		CURBS							
		2	PL ⅜x13½	3	9½	cp1			
		2	PL ⅜x6⅜	1	7⅛	cp1a			
		2	PL ⅜x13¾	2	1¼	cp1b			
		2	PL ⅜x12½	3	7⅞	cp2			
		2	PL ⅜x6¼	1	5⅜	cp2a			
		2	PL ⅜x13¾	2	6⅞	cp2b			
		2	PL ⅜x9¾	3	6	cp3			
		2	PL ⅜x6¼	1	1¾	cp3a			
		2	PL ⅜x9¾	3	5	cp4			
		2	PL ⅜x5⅞	1	1¾	cp4a			
		2	PL ⅜x9	2	8⅝	cp5			
		2	PL ⅜x8⅞	2	8	cp6			
		28	¾"ø HS BOLTS		24	ma1			
		28	¾"ø CLOSE THREADED ANC. FERRULES			mb1			
		12	¾"ø ANC STUDS		10	mc1			
		24	¾"ø HS BOLTS		24	md1		W/NEW.	
		24	¾"ø ANC STUDS		7	me1			
		4	L 4x4x⅜	1	10	ac1			
		16	PL ⅜x5⅜		5⅞	sp1			
		16	PL ⅜x4		4½	sp2			

ABM INFO — PAGE — LINE

JOB NO. 124-435 — DRG. NO. J1

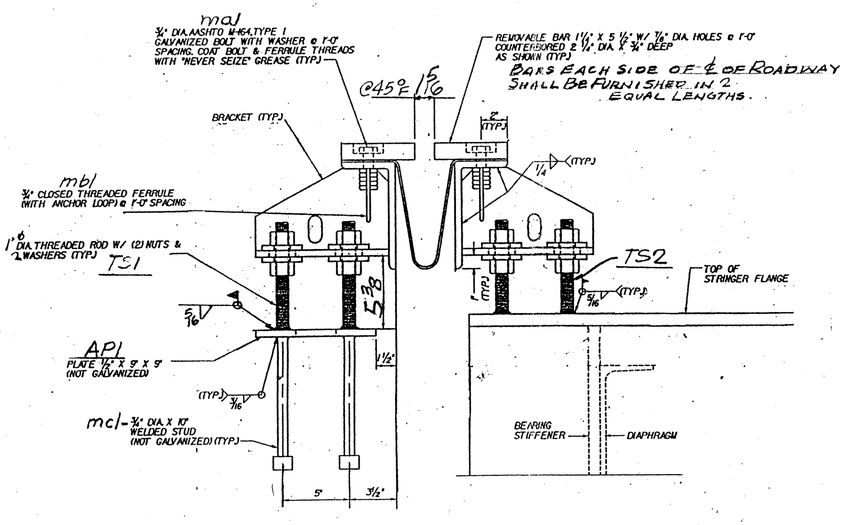

TYP. SECTION @ ADJUSTMENT BRACKETS.

WORK THIS DWG. W/ DWG. J1A

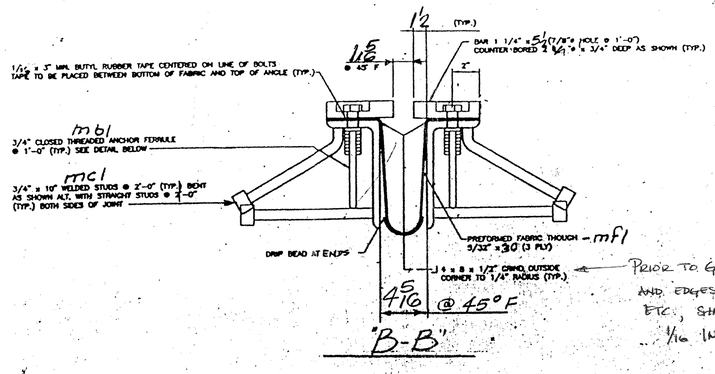

"B-B"

PRIOR TO GALVANIZING, ALL CORNERS AND EDGES OF STEEL PLATES, SHAPES, ETC., SHALL BE GROUND TO A 1/16 INCH RADIUS

ANCHOR FERRULE DETAIL - mb1

TVGA
Engineering, Surveying, P.C.

☐ NO EXCEPTIONS TAKEN ☐ REJECTED
☒ FURNISH AS CORRECTED
☐ REVISE AND RESUBMIT

ENGINEER has reviewed Shop Drawings and Samples and other data which Contractor is required to submit, only for conformance with the information given in the Contract Documents and compatibility with the design concept of the completed Project as a functioning whole as indicated in the Contract Documents. Such reviews do not extend to means, methods, techniques, sequences or procedures of construction or to safety precautions and programs incident thereto. Contractor is responsible for dimensions to be confirmed and correlated at the job site, for information that pertains solely to the fabrication processes or to techniques of construction; and for coordination of the work of all trades.

BY: Pat W. Lee
DATE: 2/13/01

PAY ITEM 516.10

OUT FOR APPROVAL	1-26-01									
OUT FOR APPROVAL										
ISSUED TO SHOP										
FIELD & OFFICE										
REV.	REMARKS	DATE	DWN	CHK	APP	Q.A.	NO.	DIA.	LGT	TYPE	WASHER

PROJECT NO. IM-089-2(26) STATE BRIDGE NO. 435
MATERIAL: AASHTO M270-Gr36 ELECTRODES: PER PROC HOLES: AS NOTED SHOP BOLTS: ¾"ø H.S.
SURFACE PREP. & PAINT:

GALVANIZED AFTER FAB

DESCRIPTION: EXP. JOINT - ABUT. 1
JOB: BRIDGE 435
I89 OVER U.S. ROUTE 2
MIDDLESEX-BOLTON, VT.
CUSTOMER: WINTERSET INC.

	DRAWN BY	DATE
	JPF	1-01
	CHKD BY	
	EJ	
	APPROV BY	
	Q.A.	

CASCO BAY STEEL STRUCTURES, INC.
75 SPRING HILL ROAD SACO, MAINE 04072
PHONE (207) 282-7360 FAX (207) 282-1179

JOB NO. 124-435 — DRG. NO. J1 — REV. △

507 BJ 435