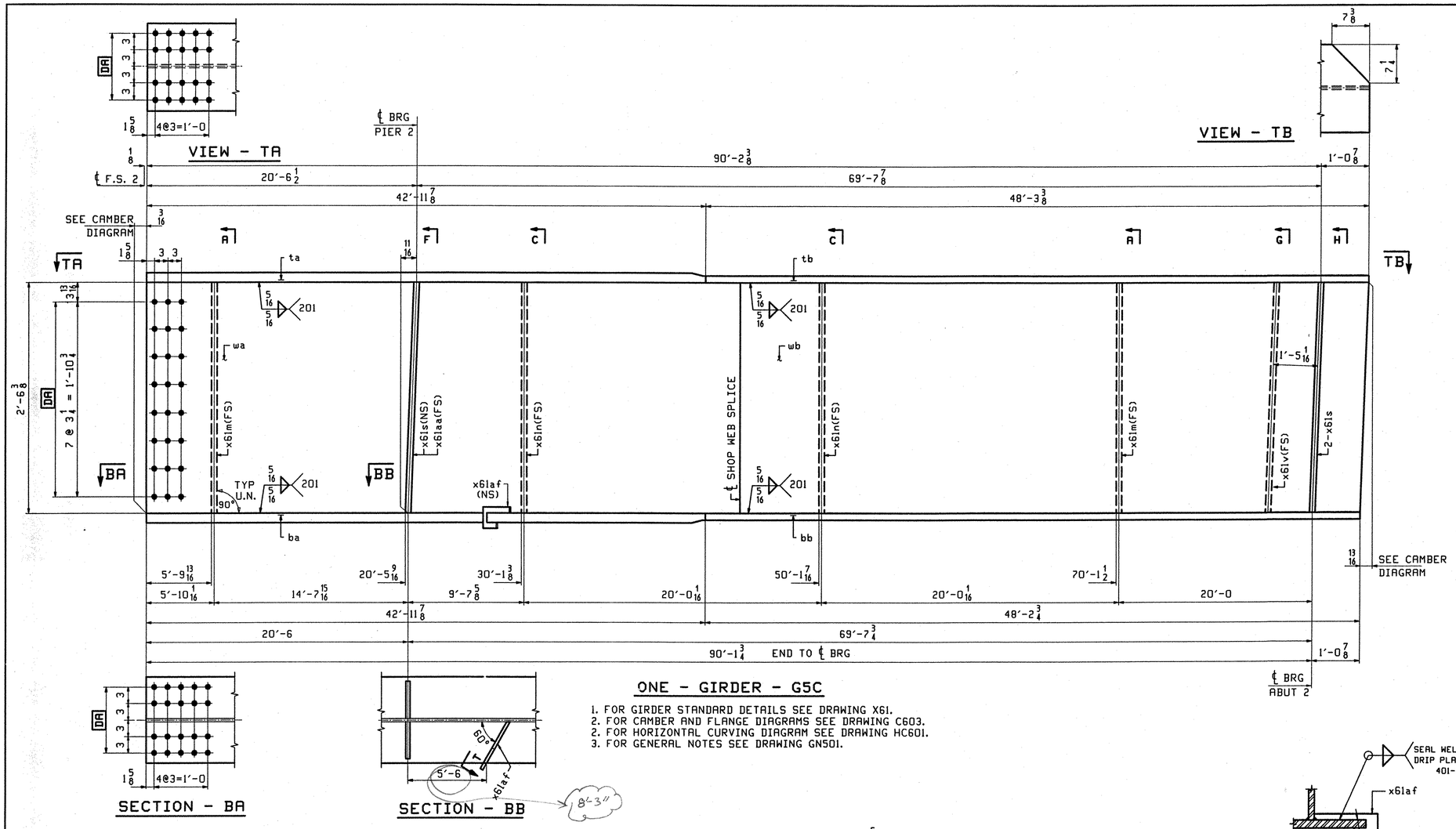

ONE - GIRDER - G5C

1. FOR GIRDER STANDARD DETAILS SEE DRAWING X61.
2. FOR CAMBER AND FLANGE DIAGRAMS SEE DRAWING C603.
2. FOR HORIZONTAL CURVING DIAGRAM SEE DRAWING HC601.
3. FOR GENERAL NOTES SEE DRAWING GN501.

SECTION - BA

SECTION - BB

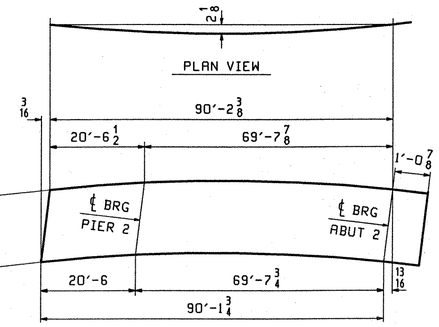

DEV. CAMBER DIAGRAM

SEE DWG. C603

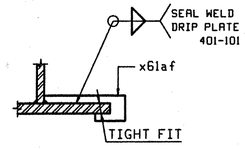

SECTION-T

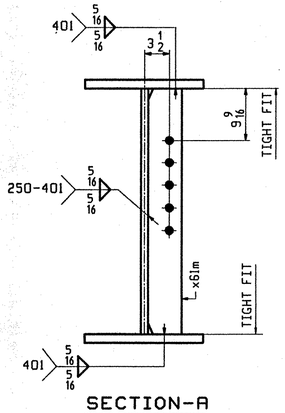

SECTION-A

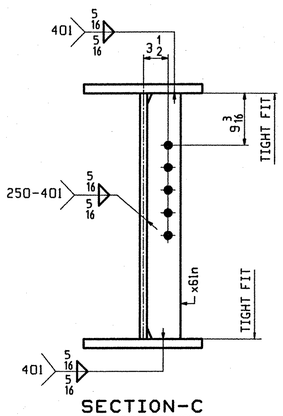

SECTION-C

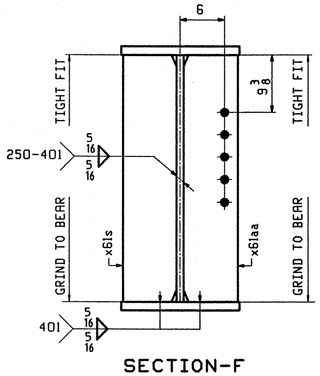

SECTION-F

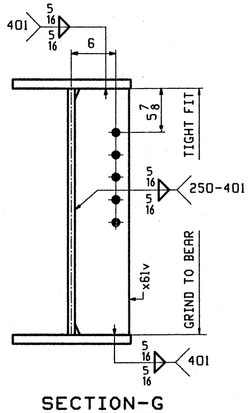

SECTION-G

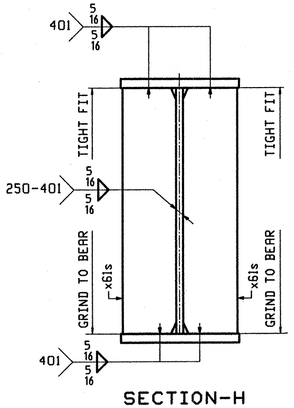

SECTION-H

ABM INFO		SHIP	BILL OF MATERIAL						JOB NO.	DRAWING NO.	REV.
										615	
PAGE	LINE	MARK	QTY	MARK	MATERIAL	LENGTH FT	LENGTH INCHES	REMARKS	WT	PROCUREMENT NOTES	
		G5C	1		GIRDER				15995		
602	S		1	wa	PL 1/2x31 1/4	45	7 7/8	(M270-50WT2) (H2-3)			
602	L		1	wb	PL 1/2x31 1/2	45	7 9/16	(M270-50WT2) (H2-3)			
601	A		1	ta	PL 1 5/16x16	42	11 7/8	(M270-50WT2) (H2-3)			
601	U		1	tb	PL 7/8x16	48	3 3/8	(M270-50WT2) (H2-3)			
601	A		1	ba	PL 1 5/16x16	42	11 7/8	(M270-50WT2) (H2-3)			
601	U		1	bb	PL 7/8x16	48	2 3/4	(M270-50WT2) (H2-3)			
603	N		2	x61m	PL 1/2x5	2	6 3/8	(M270-50W)			
603	M		3	x61s	PL 7/8x7 3/4	2	6 3/8	(M270-50W)			
603	M		1	x61aa	PL 7/8x7 3/4	2	6 3/8	(M270-50W)			
603	N		2	x61n	PL 1/2x5	2	6 3/8	(M270-50W)			
603	M		1	x61v	PL 7/8x7 3/4	2	6 3/8	(M270-50W)			
603	P		1	x61af	PL 1/4x3 5/16	0	10 15/16	(M270-50W)			

REV.	REMARKS	DATE	DWN	CHK	APP	Q.A.	NO.	DIA.	LGT	TYPE	WASHER
	OUT FOR APPROVAL	10-9-01									
	OUT FOR APPROVAL										
	ISSUED TO SHOP										
	FIELD & OFFICE										

MATERIAL:	ELECTRODES:	HOLES:	SHOP BOLTS:
M270 GR 50W		15/16 ø (UN)	7/8 ø (UN)

SURFACE PREP. & PAINT:

-STEEL WITHIN 10'-0 OF ABUT 2 SHALL BE PAINTED (SEE GN501)
-ALL OTHER STEEL SHALL BE BLAST CLEANED AND LEFT UNPAINTED.

DESCRIPTION: GIRDER - G5C

JOB: BRIDGE NO. 50N
I-89 NB OVER U.S. ROUTE 2
I-89 IMPROVEMENTS
TOWN OF MIDDLESEX-BOLTON, VERMONT

TENSOR 210B-N

PROJ NO. IM-089-2(26)

CUSTOMER: VERMONT AGENCY OF TRANSPORTATION

	DRAWN BY	DATE
	BW	09/25
	CHKD BY	
	DO	09/28
	APPROV BY	
	SUPERVISOR	W. J. GATTI
	Q.A.	

CASCO BAY STEEL STRUCTURES, INC.

75 SPRING HILL ROAD SACO, MAINE 04072
PHONE (207) 282-7360 FAX. (207) 282-1179

JOB NO.	DRG. NO.
123-50N	615
	REV. △

TVGA
Engineering, Surveying, P.C.

☐ NO EXCEPTIONS TAKEN ☐ REJECTED
☒ FURNISH AS CORRECTED
☐ REVISE AND RESUBMIT

ENGINEER has reviewed Shop Drawings and Samples and other data which Contractor is required to submit, only for conformance with the information given in the Contract Documents and compatibility with the design concept of the completed Project as a functioning whole as indicated in the Contract Documents. Such review does not extend to means, methods, techniques, sequences or procedures of construction or to safety precautions and programs incident thereto. Contractor is responsible for dimensions to be confirmed and correlated at the job site, for information that pertains solely to the fabrication processes or to techniques of construction; and for coordination of the work of all trades.

BY: [illegible]
DATE: 01-16-2002