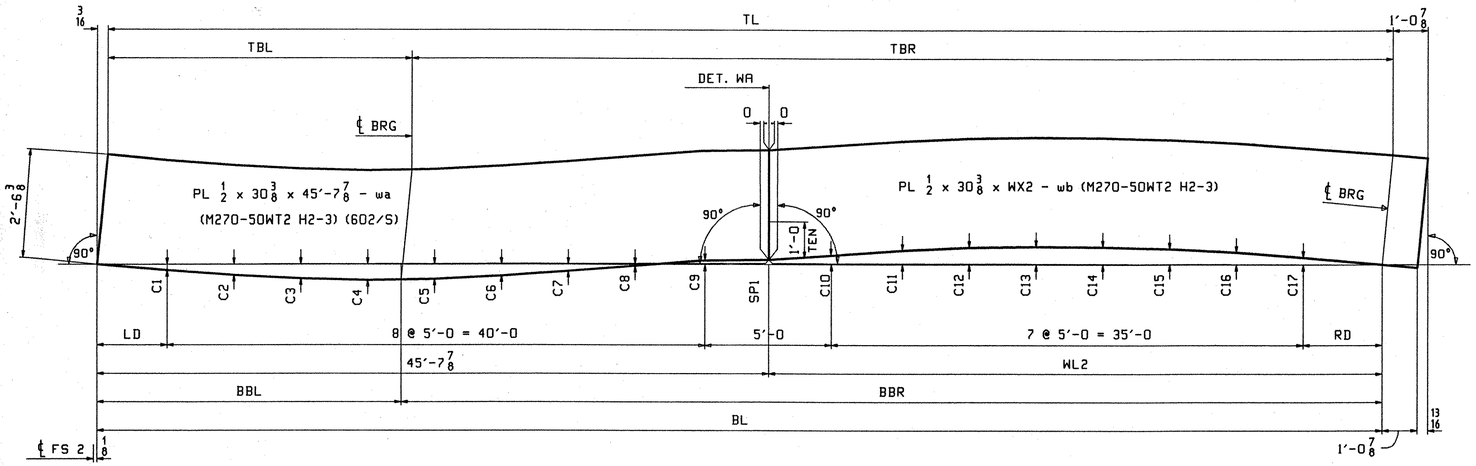

MARK	TL	BL	WL2	WX2	SP1	TBL	TBR	BBL	BBR	LD	RD	C1	C2	C3	C4	C5	C6	C7	C8	C9	C10	C11	C12	C13	C14	C15	C16	C17	PG/LINE
G1C	90'-6 3/8	90'-5 3/4	44'-9 7/8	45'-11 9/16	5/16	20'-6 1/2	69'-11 7/8	20'-5 15/16	69'-11 13/16	5'-2 7/8	5'-2 7/8	7/16	3/4	1	1 1/8	1 1/16	13/16	1/2	1/8	5/16	11/16	1	1 1/4	1 5/16	1 1/4	1 1/8	7/8	1/2	602/ J
G2C	90'-5 3/8	90'-4 3/4	44'-8 7/8	45'-10 9/16	3/8	20'-6 1/2	69'-10 7/8	20'-5 15/16	69'-10 13/16	5'-2 3/8	5'-2 3/8	7/16	3/4	1 1/16	1 1/8	1 1/16	13/16	1/2	1/8	5/16	11/16	1	1 1/4	1 5/16	1 1/4	1 1/8	7/8	1/2	602/ J
G3C	90'-4 3/8	90'-3 3/4	44'-7 7/8	45'-9 9/16	3/8	20'-6 1/2	69'-9 7/8	20'-5 15/16	69'-9 13/16	5'-1 7/8	5'-1 7/8	7/16	3/4	1 1/16	1 1/8	1 1/16	13/16	1/2	1/8	5/16	11/16	1	1 1/4	1 5/16	1 1/4	1 1/8	7/8	1/2	602/ J
G4C	90'-3 3/8	90'-2 3/4	44'-6 7/8	45'-8 9/16	3/8	20'-6 1/2	69'-8 7/8	20'-5 15/16	69'-8 13/16	5'-1 3/8	5'-1 3/8	7/16	3/4	1 1/16	1 1/8	1 1/16	13/16	1/2	1/8	5/16	11/16	1	1 1/4	1 5/16	1 1/4	1 1/8	7/8	1/2	602/ L
G5C	90'-2 3/8	90'-1 3/4	44'-5 7/8	45'-7 9/16	3/8	20'-6 1/2	69'-7 7/8	20'-6	69'-7 3/4	5'-0 7/8	5'-0 7/8	7/16	3/4	1	1 1/8	1 1/16	13/16	1/2	1/8	5/16	11/16	15/16	1 1/8	1 1/4	1 1/4	1 3/16	15/16	9/16	602/ L

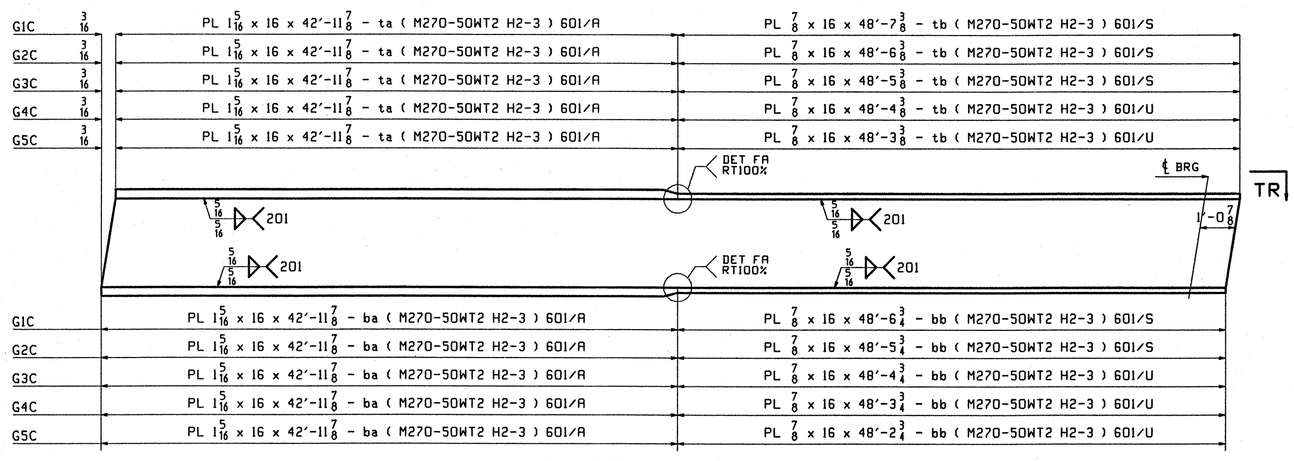

FLANGE DIAGRAM FOR G1C THRU G5C

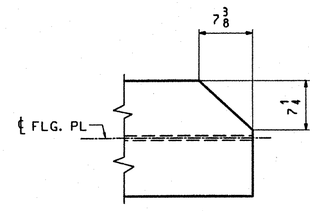

VIEW TR

(TOP FLG.ONLY / ABUT. 2 ONLY)

NOTES:

1. FOR GENERAL NOTES SEE SHT. GN501.
2. FOR WELD DETAILS FA & WB SEE GN501.

REV.	REMARKS	DATE	DWN	CHK	APP	Q.A.	NO.	DIA.	LGT	TYPE	WASHER
	OUT FOR APPROVAL	10-9-01									
	OUT FOR APPROVAL										
	ISSUED TO SHOP										
	FIELD & OFFICE										

MATERIAL:	ELECTRODES:	HOLES:	SHOP BOLTS:
M270 GR 50W		15/16 ø (UN)	7/8 ø (UN)

SURFACE PREP. & PAINT:

-STEEL WITHIN 10'-0 OF ABUT 2 SHALL BE PAINTED (SEE GN501)
-ALL OTHER STEEL SHALL BE BLAST CLEANED AND LEFT UNPAINTED.

TVGA
Engineering, Surveying, P.C.

☒ NO EXCEPTIONS TAKEN ☐ REJECTED
☐ FURNISH AS CORRECTED
☐ REVISE AND RESUBMIT

ENGINEER has reviewed Shop Drawings and Samples and other data which Contractor is required to submit, only for conformance with the information given in the Contract Documents and compatibility with the design concept of the completed Project as a functioning whole as indicated in the Contract Documents. Such reviews do not extend to means, methods, techniques, sequences or procedures of construction or to safety precautions and programs incident thereto. Contractor is responsible for dimensions to be confirmed and correlated at the job site; for information that pertains solely to the fabrication processes or to techniques of construction; and for coordination of the work of all trades.

BY: [illegible]
DATE: 01-16-2002

DESCRIPTION:	CAMBER & FLANGE DIAGRAM	DRAWN BY	DATE
JOB:	BRIDGE NO. 50N I-89 NB OVER U.S. ROUTE 2 I-89 IMPROVEMENTS TOWN OF MIDDLESEX-BOLTON, VERMONT	JAK	08/16
		CHKD BY	
		WMJ	8/20
		APPROV BY	
TENSOR 2108-N		SUPERVISOR	W. J. GATTI
PROJ NO.	IM-089-2(26)	Q.A.	
CUSTOMER:	VERMONT AGENCY OF TRANSPORTATION		

CASCO BAY STEEL STRUCTURES, INC.
75 SPRING HILL ROAD SACO, MAINE 04072
PHONE (207) 282-7360 FAX. (207) 282-1179

JOB NO.	DRG. NO.
123-50N	C603
	REV. △

WMJ Tue Aug 21 10:51:18 EDT 2001 /usersv/jaks/2108-N/C603 1 Rev0