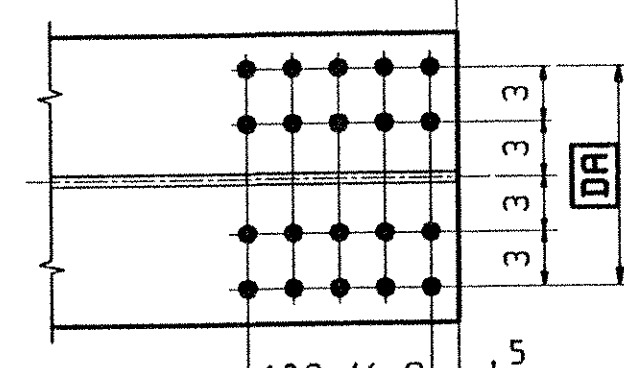
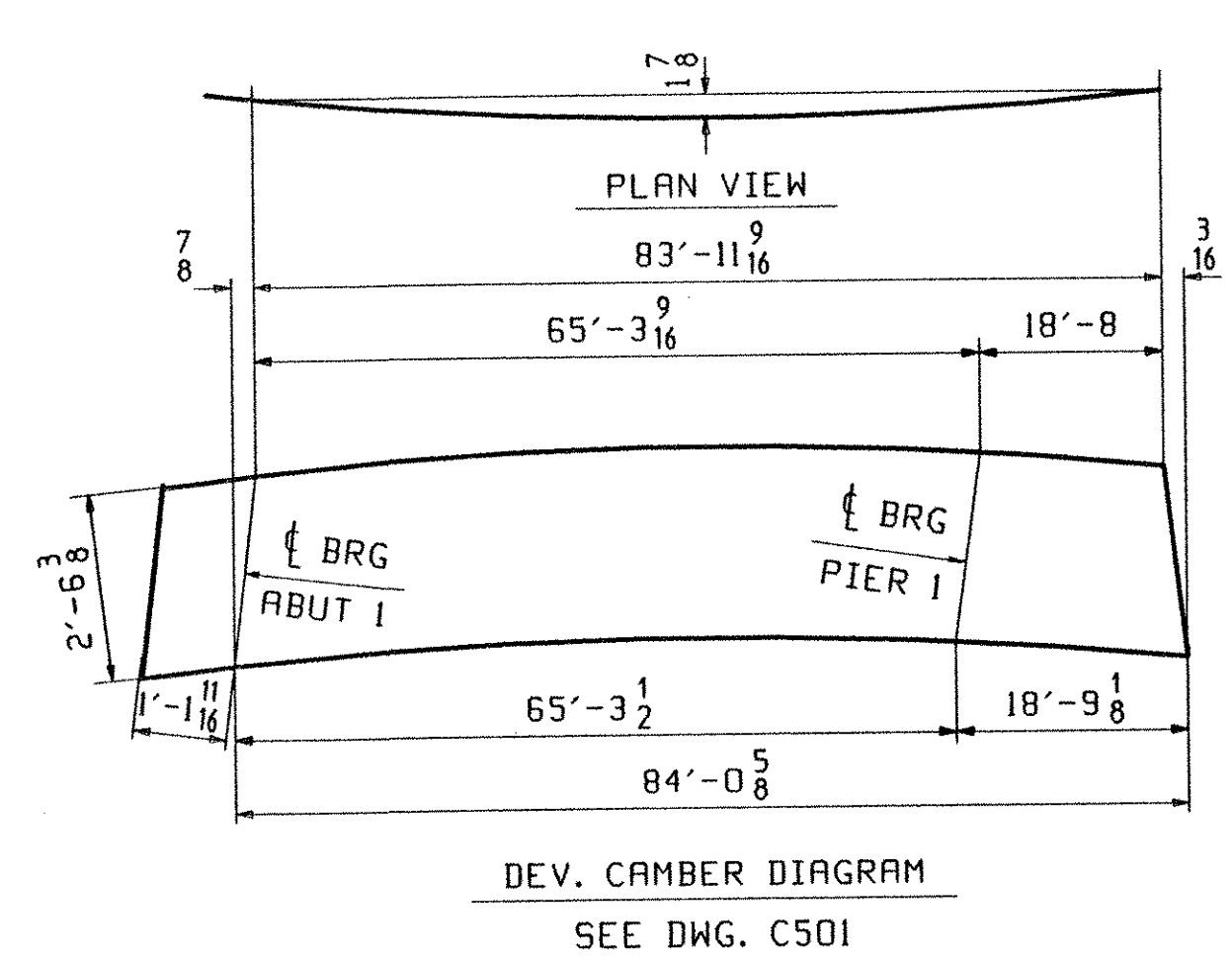
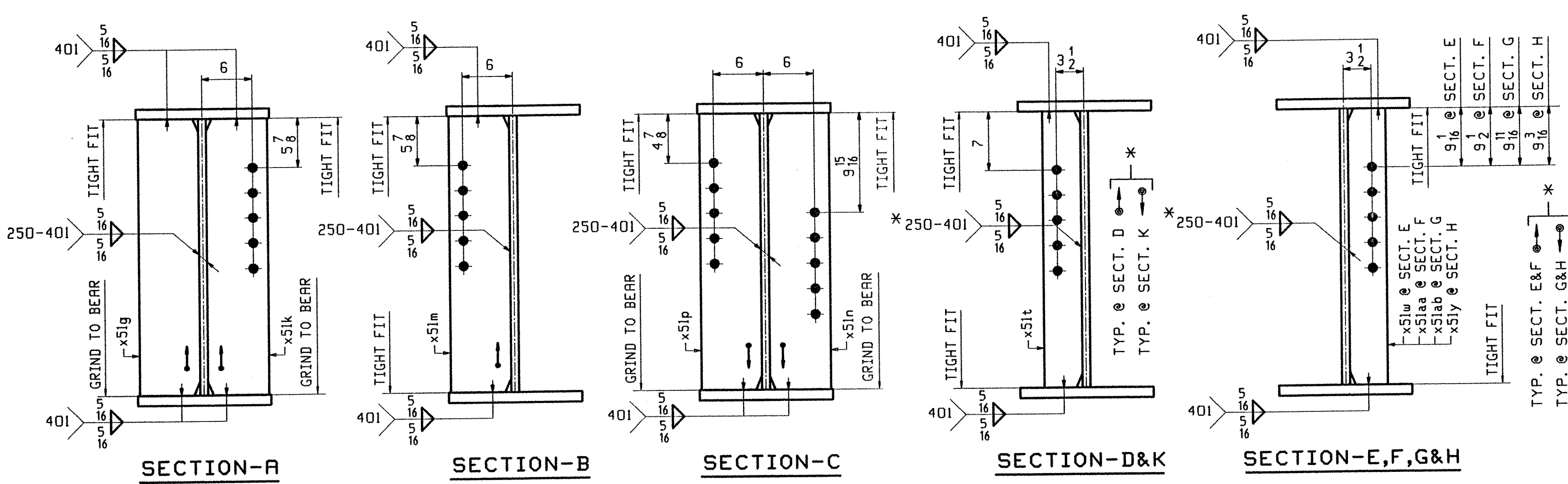


**ONE - GIRDER - G4A**

1. FOR GIRDER STANDARD DETAILS SEE DRAWING X51.
2. FOR CAMBER AND FLANGE DIAGRAMS SEE DRAWING C501.
3. FOR HORIZONTAL CURVING DIAGRAM SEE DRAWING HC501.
4. FOR GENERAL NOTES SEE DRAWING GN501.



**SECTION - BB**



**DEV. CAMBER DIAGRAM**  
SEE DWG. C501

BILL OF MATERIAL					JOB NO.		DRAWING NO.		REV.
PAGE	LINE	MARK	QTY	MARK	MATERIAL	LENGTH	REMARKS	WT	PROCUREMENT NOTES
						FT			
		G4A	1		GIRDER				14182
502	G		1	wa	PL 1/2 x 30 3/8	42 6 7/8	(M270-50HT2) (H2-3)		
502	S		1	wb	PL 1/2 x 30 3/8	42 7 7/8	(M270-50HT2) (H2-3)		
501	T		1	ta	PL 7/8 x 16	45 10 3/8	(M270-50HT2) (H2-3)		
501	F		1	tb	PL 1 1/8 x 16	39 2 7/8	(M270-50HT2) (H2-3)		
501	T		1	tb	PL 7/8 x 16	45 11 7/8	(M270-50HT2) (H2-3)		
501	B		1	bb	PL 1 1/4 x 16	39 2 7/8	(M270-50HT2) (H2-3)		
503	K		1	x51g	PL 7/8 x 7 3/4	2 6 3/8	(M270-50W)		
503	K		1	x51k	PL 7/8 x 7 3/4	2 6 3/8	(M270-50W)		
503	K		1	x51m	PL 7/8 x 7 3/4	2 6 3/8	(M270-50W)		
503	M		1	x51w	PL 1/2 x 5	2 6 3/8	(M270-50W)		
503	M		4	x51t	PL 1/2 x 5	2 6 3/8	(M270-50W)		
503	M		1	x51aa	PL 1/2 x 5	2 6 3/8	(M270-50W)		
503	M		1	x51ab	PL 1/2 x 5	2 6 3/8	(M270-50W)		
503	K		1	x51p	PL 7/8 x 7 3/4	2 6 3/8	(M270-50W)		
503	K		1	x51n	PL 7/8 x 7 3/4	2 6 3/8	(M270-50W)		
503	M		1	x51y	PL 1/2 x 5	2 6 3/8	(M270-50W)		

**TVGA**  
Engineering, Surveying, P.C.

NO EXCEPTIONS TAKEN  REJECTED  
 FURNISH AS CORRECTED  REVISE AND RESUBMIT

ENGINEER has reviewed Shop Drawings and Samples and other data which Contractor is required to submit, fully conforming with the information given in the Contract Documents and completely with the design concept of the Contract Documents. Such review is not intended to constitute approval or to safety precautions and programs to be followed. Contractor is responsible for dimensions to be confirmed and completed at the job site; for information that pertains solely to the fabrication, processes or to techniques of construction; and for coordination of the work of all trades.

BY: *PEW/SL*  
DATE: 5/13/01

OUT FOR APPROVAL	45-01																		
OUT FOR APPROVAL																			
ISSUED TO SHOP																			
FIELD & OFFICE																			
REV.	REMARKS	DATE	DMN	CHK	APP	Q.A.	NO.	DIA.	LGT	TYPE	WASHER								
	MATERIAL:																		
	M270 GR 50W																		
	ELECTRODES:																		
	HOLES:																		
	15/16 Ø (UN)																		
	SHOP BOLTS:																		
	7/8 Ø (UN)																		
	SURFACE PREP. & PAINT:																		
	-STEEL WITHIN 10'-0" OF ABUT 1 SHALL BE PAINTED (SEE GN501)																		
	-ALL OTHER STEEL SHALL BE BLAST CLEANED AND LEFT UNPAINTED.																		
	DESCRIPTION: GIRDER - G4A																		
	JOB: BRIDGE NO. 505																		
	I-89 SB OVER U.S. ROUTE 2																		
	I-89 IMPROVEMENTS																		
	TOWN OF MIDDLESEX-BOLTON, VERMONT																		
	DRAWN BY: PHG																		
	DATE: 03/09/01																		
	CHKD BY: TRM																		
	DATE: 04/03/01																		
	APPROV BY: SUPERVISOR M. J. GATTI																		
	PROJ NO. IM-089-2(26)																		
	CUSTOMER: VERMONT AGENCY OF TRANSPORTATION																		
	JOB NO. DRG. NO.																		
	122-505 504																		
	REV. Δ																		
	CASCO BAY STEEL STRUCTURES, INC.																		
	75 SPRING HILL ROAD SACO, MAINE 04072																		
	PHONE (207) 282-7360 FAX. (207) 282-1179																		