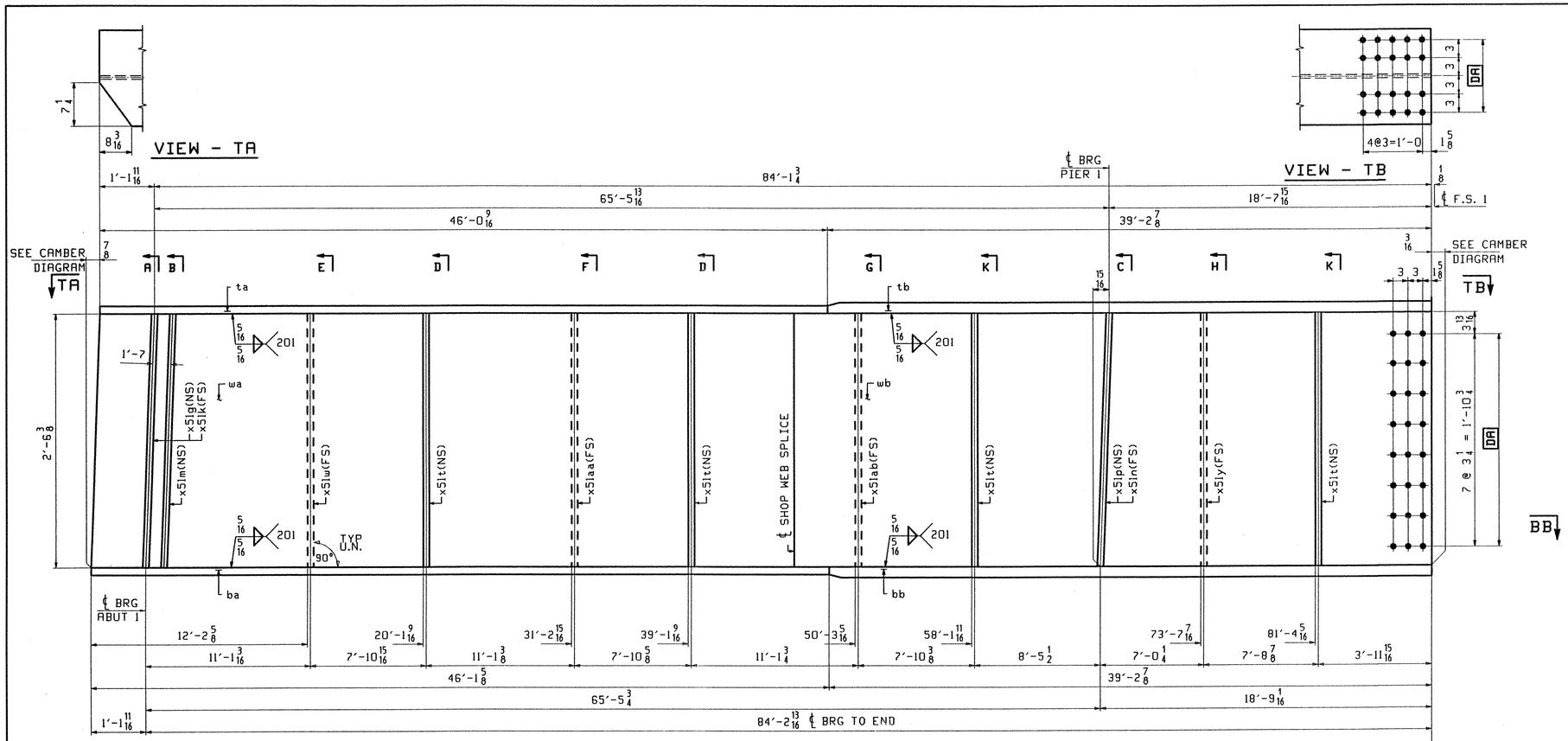

ONE - GIRDER - G2A

1. FOR GIRDER STANDARD DETAILS SEE DRAWING X51.
2. FOR CAMBER AND FLANGE DIAGRAMS SEE DRAWING C501.
2. FOR HORIZONTAL CURVING DIAGRAM SEE DRAWING HC501.
3. FOR GENERAL NOTES SEE DRAWING GN501.

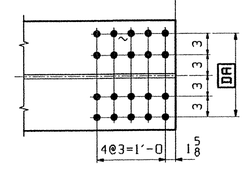

SECTION - BB

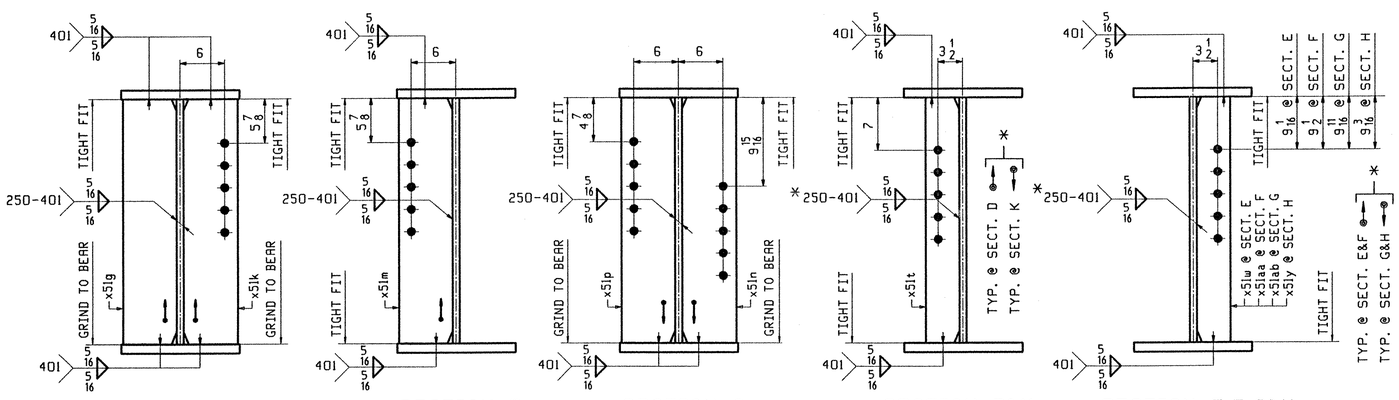

SECTION-A SECTION-B SECTION-C SECTION-D&K SECTION-E,F,G&H

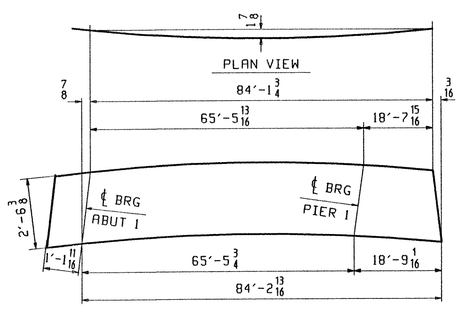

DEV. CAMBER DIAGRAM
SEE DWG. C501

ABM INFO PAGE	LINE	SHIP MARK	QTY	MARK	MATERIAL	LENGTH FT	LENGTH INCHES	REMARKS	WT	PROCUREMENT NOTES
		G2A	1		GIRDER				14208	
502	E		1	wa	PL 1/2x30 3/8	42	8 5/8	(M270-50WT2) (H2-3)		
502	S		1	wb	PL 1/2x30 3/8	42	7 7/8	(M270-50WT2) (H2-3)		
501	R		1	ta	PL 7/8x16	46	0 9/16	(M270-50WT2) (H2-3)		
501	F		1	tb	PL 1 1/8x16	39	2 7/8	(M270-50WT2) (H2-3)		
501	R		1	ba	PL 7/8x16	46	1 5/8	(M270-50WT2) (H2-3)		
501	B		1	bb	PL 1 3/16x16	39	2 7/8	(M270-50WT2) (H2-3)		
503	K		1	x51g	PL 7/8x7 3/4	2	6 3/8	(M270-50W)		
503	K		1	x51k	PL 7/8x7 3/4	2	6 3/8	(M270-50W)		
503	K		1	x51m	PL 7/8x7 3/4	2	6 3/8	(M270-50W)		
503	M		1	x51w	PL 1/2x5	2	6 3/8	(M270-50W)		
503	M		4	x51t	PL 1/2x5	2	6 3/8	(M270-50W)		
503	M		1	x51aa	PL 1/2x5	2	6 3/8	(M270-50W)		
503	M		1	x51ab	PL 1/2x5	2	6 3/8	(M270-50W)		
503	K		1	x51p	PL 7/8x7 3/4	2	6 3/8	(M270-50W)		
503	K		1	x51n	PL 7/8x7 3/4	2	6 3/8	(M270-50W)		
503	M		1	x51y	PL 1/2x5	2	6 3/8	(M270-50W)		

BILL OF MATERIAL — JOB NO. — DRAWING NO. 502 — REV.

TVGA
Engineering, Surveying, P.C.
☒ NO EXCEPTIONS TAKEN ☐ REJECTED
☒ FURNISH AS CORRECTED
☐ REVISE AND RESUBMIT
ENGINEER has reviewed Shop Drawings and Samples and other data which Contractor is required to submit, only for conformance with the information given in the Contract Documents and compatibility with the design concept of the completed Project as a functioning whole as indicated in the Contract Documents. Such review does not extend to means, methods, techniques, sequences or procedures of construction or to safety precautions and programs incident thereto. Contractor is responsible for dimensions to be confirmed and correlated at the job site; for information that pertains solely to the fabrication processes or to techniques of construction, and for coordination of the work of all trades.
BY: Pete W. Sato
DATE: 5/7/01

REV.	REMARKS	DATE	DWN	CHK	APP	Q.A.	NO.	DIA.	LGT	TYPE	WASHER
	OUT FOR APPROVAL	4-5-01									
	OUT FOR APPROVAL										
	ISSUED TO SHOP										
	FIELD & OFFICE										

MATERIAL: M270 GR 50W
ELECTRODES:
HOLES: 15/16 ø (UN)
SHOP BOLTS: 7/8 ø (UN)

SURFACE PREP. & PAINT:
-STEEL WITHIN 10'-0 OF ABUT 1 SHALL BE PAINTED (SEE GN501)
-ALL OTHER STEEL SHALL BE BLAST CLEANED AND LEFT UNPAINTED.

DESCRIPTION: GIRDER - G2A

JOB: BRIDGE NO. 505
I-89 SB OVER U.S. ROUTE 2
I-89 IMPROVEMENTS
TOWN OF MIDDLESEX-BOLTON, VERMONT

TENSOR 2108-S

PROJ NO. IM-089-2(26)

CUSTOMER: VERMONT AGENCY OF TRANSPORTATION

	DRAWN BY	DATE
	PHG	03/08/01
	CHKD BY	
	TRM	04/03/01
	APPROV BY	
	SUPERVISOR	W. J. GATTI
	Q.A.	

CASCO BAY STEEL STRUCTURES, INC.
75 SPRING HILL ROAD SACO, MAINE 04072
PHONE (207) 282-7360 FAX. (207) 282-1179

JOB NO. 122-505 — DRG. NO. 502 — REV.

PHG Tue Apr 3 08:26:23 EDT 2001 /users/jake/2108-S-502 | Rev-0