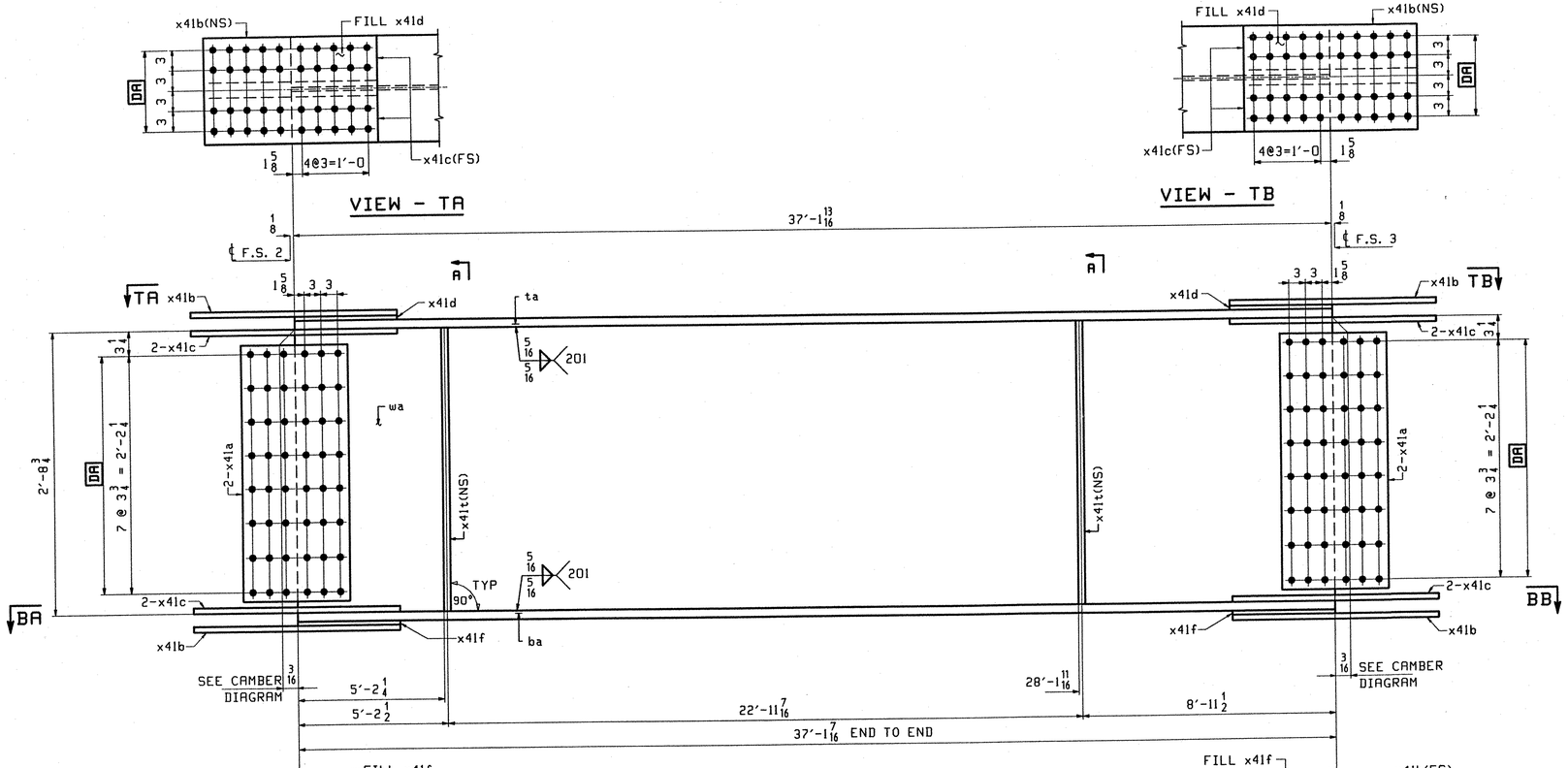

ONE - GIRDER - G1C

1. FOR GIRDER STANDARD DETAILS SEE DRAWING X41.
2. FOR CAMBER AND FLANGE DIAGRAMS SEE DRAWING C403.
3. FOR HORIZONTAL CURVING DIAGRAM SEE DRAWING HC401.
4. FOR GENERAL NOTES SEE DRAWING GN301.

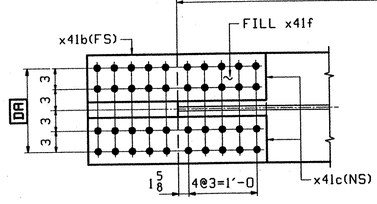

SECTION - BA

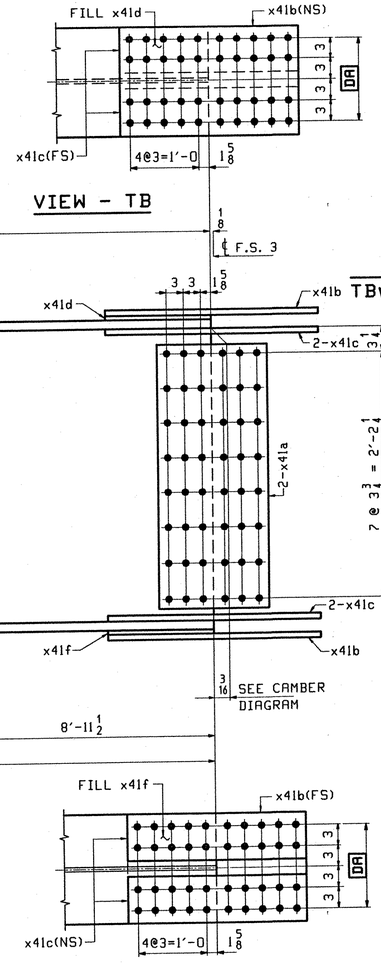

SECTION - BB

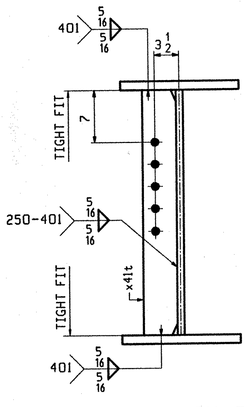

SECTION-A

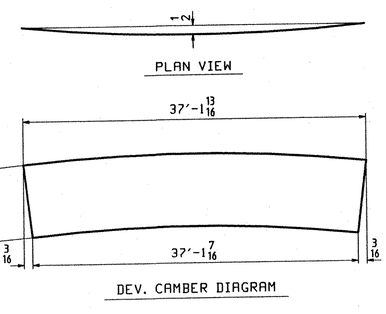

ABM INFO		SHIP	BILL OF MATERIAL						JOB NO.	DRAWING NO.	REV.
										411	
PAGE	LINE	MARK	QTY	MARK	MATERIAL	LENGTH FT	LENGTH INCHES	REMARKS	WT	PROCUREMENT NOTES	
		GIC	1		GIRDER				7005		
401	Q		1	wa	PL 1/2x33 7/16	37	1 13/16	(H270-50WT2) (H2-3)			
401	J		1	ta	PL 7/8x16	37	1 13/16	(H270-50WT2) (H2-3)			
401	E		1	ba	PL 15/16x16	37	1 7/16	(H270-50WT2) (H2-3)			
402	B		4	x41a	PL 1/2x29 3/4	1	7	(H270-50WT2) (H2-3)			
402	C		4	x41b	PL 5/8x16	2	7	(H270-50WT2) (H2-3)			
402	D		8	x41c	PL 5/8x7	2	7	(H270-50WT2) (H2-3)			
402	F		2	x41d	PL 3/4x16	1	3 3/8	FILL			
402	G		2	x41f	PL 11/16x16	1	3 3/8	FILL			
402	M		2	x41t	PL 1/2x5	2	8 3/4				

TVGA
Engineering, Surveying, P.C.

☒ NO EXCEPTIONS TAKEN ☐ REJECTED
☐ FURNISH AS CORRECTED
☐ REVISE AND RESUBMIT

ENGINEER has reviewed Shop Drawings and Samples and other data which Contractor is required to submit, only for conformance with the information given in the Contract Documents and compatibility with the design concept of the completed Project as a functioning whole as indicated in the Contract Documents. Such review do not extend to means, methods, techniques, sequences or procedures of construction or to safety precautions and programs incident thereto. Contractor is responsible for dimensions to be confirmed and correlated at the job site; for information that pertains solely to the fabrication processes or to techniques of construction; and for coordination of the work of all trades.

BY: [signature]
DATE: 01-11-2002

OUT FOR APPROVAL	10-03-01									
OUT FOR APPROVAL										
ISSUED TO SHOP										
FIELD & OFFICE										
REV.	REMARKS	DATE	DWN	CHK	APP	Q.A.	NO.	DIA.	LGT	TYPE	WASHER

MATERIAL: M270 GR. 50W (UN)
ELECTRODES:
HOLES: 15/16 ø (U.N.)
SHOP BOLTS: 7/8 ø (U.N.)

SURFACE PREP. & PAINT:
- STEEL WITHIN 10'-0 OF ABUT. 2 SHALL BE PAINTED (SEE GN301)
- ALL OTHER STEEL SHALL BE BLAST CLEANED AND LEFT UNPAINTED.

DESCRIPTION: GIRDER - GIC

JOB: I-89 NB OVER LITTLE RIVER
I-89 IMPROVEMENTS
BETWEEN TOWNS OF MIDDLESEX & BOLTON
COUNTY OF WASHINGTON VERMONT

TENSOR 2107-N

PROJ NO. IM-089-2(26)

CUSTOMER: VERMONT AGENCY OF TRANSPORTATION

DRAWN BY	DATE
BW	08/02
CHKD BY	
ELC	9/12/01
APPROV BY	
SUPERVISOR	W. J. GATTI
Q.A.	

CASCO BAY STEEL STRUCTURES, INC.
75 SPRING HILL ROAD SACO, MAINE 04072
PHONE (207) 282-7360 FAX. (207) 282-1179

JOB NO.	DRG. NO.
119-48N	411
	REV. △

ELC Thu Sep 20 10:05:01 EDT 2001 /users/jobs/2107-N/411.Rev0