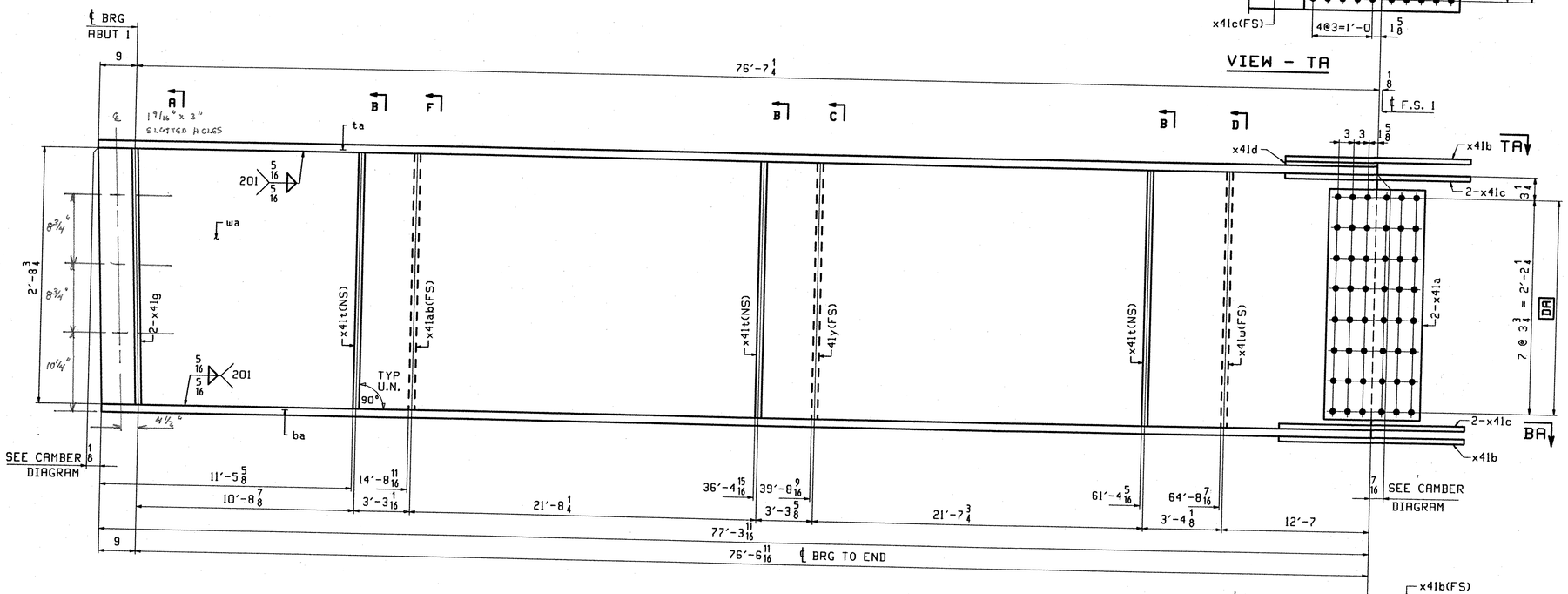

ONE - GIRDER - G4A

1. FOR GIRDER STANDARD DETAILS SEE DRAWING X41.
2. FOR CAMBER AND FLANGE DIAGRAMS SEE DRAWING C401.
3. FOR HORIZONTAL CURVING DIAGRAM SEE DRAWING HC401.
4. FOR GENERAL NOTES SEE DRAWING GN301.

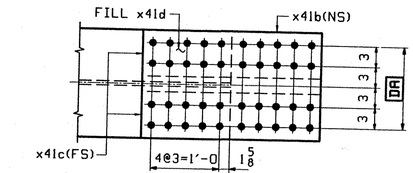

VIEW - TA

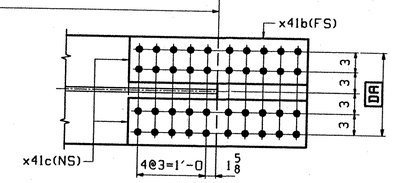

SECTION - BA

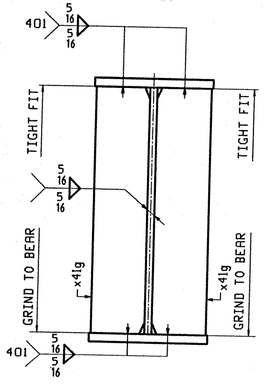

SECTION-A

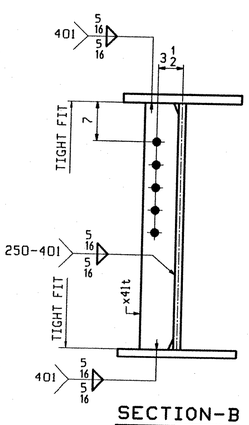

SECTION-B

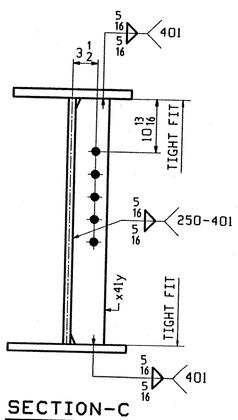

SECTION-C

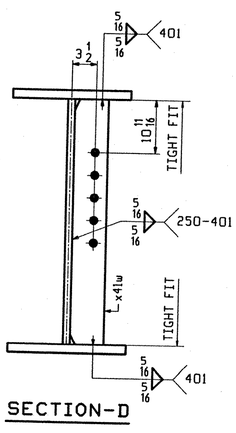

SECTION-D

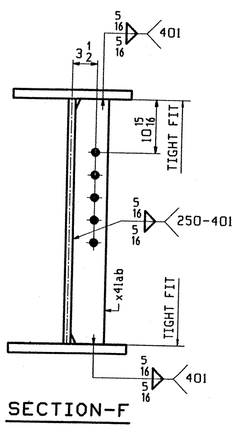

SECTION-F

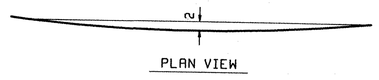

PLAN VIEW

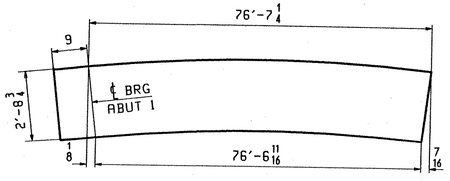

DEV. CAMBER DIAGRAM

ABM INFO PAGE	ABM INFO LINE	SHIP MARK	QTY	MARK	MATERIAL	LENGTH FT	LENGTH INCHES	REMARKS	WT	PROCUREMENT NOTES
		G4A	1		GIRDER				16136	
401	L		1	wa	PL 1/2x36 1/2	77	4 1/4	(H270-50WT2) (H2-3)		
401	G		1	ta	PL 7/8x16	77	4 1/4	(H270-50WT2) (H2-3)		
401	A		1	ba	PL 1 1/8x16	77	3 11/16	(H270-50WT2) (H2-3)		
402	B		2	x41a	PL 1/2x29 3/4	1	7	(H270-50WT2) (H2-3)		
402	C		2	x41b	PL 5/8x16	2	7	(H270-50WT2) (H2-3)		
402	D		4	x41c	PL 5/8x7	2	7	(H270-50WT2) (H2-3)		
402	F		1	x41d	PL 3/4x16	1	3 3/8	FILL		
402	K		2	x41g	PL 7/8x7 3/4	2	8 3/4			
402	M		1	x41ab	PL 1/2x5	2	8 3/4			
402	M		3	x41t	PL 1/2x5	2	8 3/4			
402	M		1	x41y	PL 1/2x5	2	8 3/4			
402	M		1	x41w	PL 1/2x5	2	8 3/4			

BILL OF MATERIAL — JOB NO.: 404 — DRAWING NO. — REV.

TVGA
Engineering, Surveying, P.C.

☐ NO EXCEPTIONS TAKEN ☐ REJECTED
☒ FURNISH AS CORRECTED
☐ REVISE AND RESUBMIT

ENGINEER has reviewed Shop Drawings and Samples and other data which Contractor is required to submit, only for conformance with the information given in the Contract Documents and compatibility with the design concept of the completed Project as a functioning whole as indicated in the Contract Documents. Such reviews do not extend to means, methods, techniques, sequences or procedures of construction or to safety precautions and programs incident thereto. Contractor is responsible for dimensions to be confirmed and correlated at the job site, for information that pertains solely to the fabrication processes or to techniques of construction; and for coordination of the work of all trades.

BY: [illegible]
DATE: 01-11-2002

REV.	REMARKS	DATE	DWN	CHK	APP	Q.A.	NO.	DIA.	LGT	TYPE	WASHER
	OUT FOR APPROVAL	10/03/01									
	OUT FOR APPROVAL										
	ISSUED TO SHOP										
	FIELD & OFFICE										

MATERIAL: M270 GR. 50W (UN)
ELECTRODES:
HOLES: 15/16 ∅ (U.N.)
SHOP BOLTS: 7/8 ∅ (U.N.)

SURFACE PREP. & PAINT:
- STEEL WITHIN 10'-0 OF ABUT. 2 SHALL BE PAINTED (SEE GN301)
- ALL OTHER STEEL SHALL BE BLAST CLEANED AND LEFT UNPAINTED.

DESCRIPTION: GIRDER - G4A

JOB:
I-89 NB OVER LITTLE RIVER
I-89 IMPROVEMENTS
BETWEEN TOWNS OF MIDDLESEX & BOLTON
COUNTY OF WASHINGTON VERMONT

TENSOR 2107-N

PROJ NO. IM-089-2(26)

CUSTOMER: VERMONT AGENCY OF TRANSPORTATION

DRAWN BY	DATE
BW	08/01
CHKD BY	
ELC	9/10/01
APPROV BY	
SUPERVISOR	W. J. GATTI
Q.A.	

CASCO BAY STEEL STRUCTURES, INC.
75 SPRING HILL ROAD SACO, MAINE 04072
PHONE (207) 282-7360 FAX. (207) 282-1179

JOB NO.	DRG. NO.
119-48N	404
	REV. △

BW Thu Sep 20 14:04:43 EDT 2001 /users/jake/2107-hc/404.1 Rev0