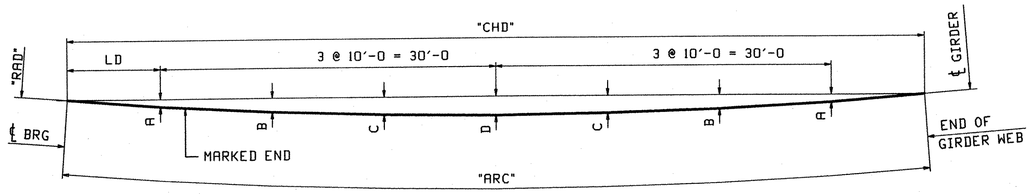

MARK	"ARC"	"CHD"	"RAD"	"A"	"B"	"C"	"D"	"LD"
G1A	76'-8	76'-8	4319.280	13/16	1 1/2	1 7/8	2 1/16	8'-4
G2A	76'-7 1/2	76'-7 1/2	4326.780	13/16	1 1/2	1 7/8	2 1/16	8'-3 3/4
G3A	76'-7 1/8	76'-7 1/8	4334.280	13/16	1 1/2	1 7/8	2 1/16	8'-3 9/16
G4A	76'-6 11/16	76'-6 11/16	4341.780	13/16	1 1/2	1 7/8	2	8'-3 5/16
G5A	76'-6 5/16	76'-6 5/16	4349.280	3/4	1 1/2	1 7/8	2	8'-3 1/8

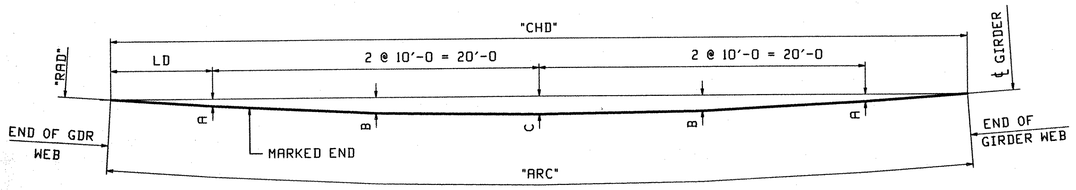

MARK	"ARC"	"CHD"	"RAD"	"A"	"B"	"C"	"D"	"LD"
G1B	52'-5 7/8	52'-5 7/8	4319.280	3/8	13/16	15/16	6'-2 15/16	
G2B	52'-5 7/8	52'-5 7/8	4326.780	3/8	13/16	15/16	6'-2 15/16	
G3B	52'-5 7/8	52'-5 7/8	4334.280	3/8	13/16	15/16	6'-2 15/16	
G4B	52'-5 7/8	52'-5 7/8	4341.780	3/8	13/16	15/16	6'-2 15/16	
G5B	52'-5 7/8	52'-5 7/8	4349.280	3/8	13/16	15/16	6'-2 15/16	

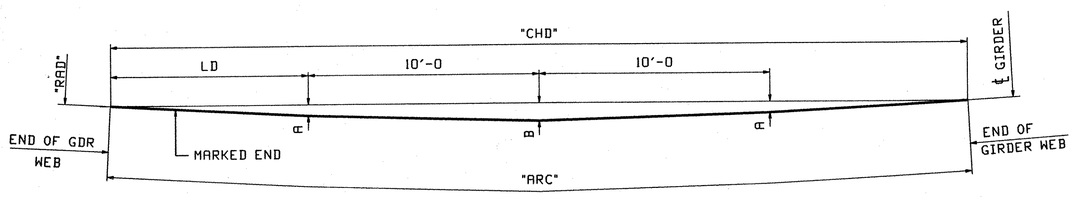

MARK	"ARC"	"CHD"	"RAD"	"A"	"B"	"LD"
G1C	37'-1 7/16	37'-1 7/16	4319.280	5/16	1/2	8'-6 11/16
G2C	37'-1	37'-1	4326.780	5/16	1/2	8'-6 1/2
G3C	37'-0 1/2	37'-0 1/2	4334.280	5/16	1/2	8'-6 1/4
G4C	37'-0 1/16	37'-0 1/16	4341.780	5/16	1/2	8'-6
G5C	36'-11 5/8	36'-11 5/8	4349.280	5/16	1/2	8'-5 13/16

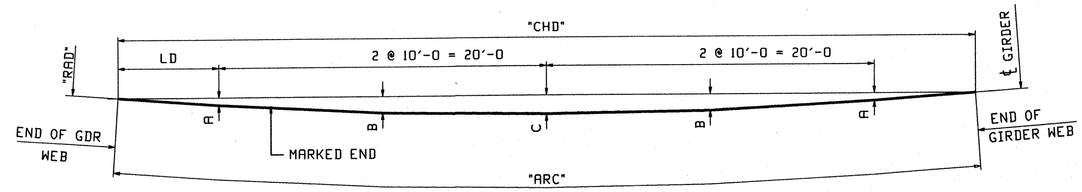

MARK	"ARC"	"CHD"	"RAD"	"A"	"B"	"C"	"LD"
G1D	52'-3 7/8	52'-3 7/8	4319.280	3/8	13/16	15/16	6'-1 15/16
G2D	52'-3 7/8	52'-3 7/8	4326.780	3/8	13/16	15/16	6'-1 15/16
G3D	52'-3 7/8	52'-3 7/8	4334.280	3/8	13/16	15/16	6'-1 15/16
G4D	52'-3 7/8	52'-3 7/8	4341.780	3/8	13/16	15/16	6'-1 15/16
G5D	52'-3 7/8	52'-3 7/8	4349.280	3/8	13/16	15/16	6'-1 15/16

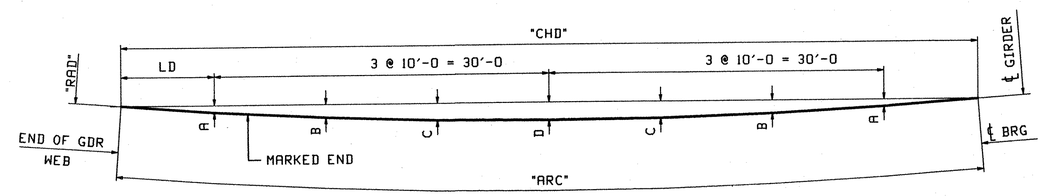

MARK	"ARC"	"CHD"	"RAD"	"A"	"B"	"C"	"D"	"LD"
G1E	76'-9 1/16	76'-9 1/16	4319.280	13/16	1 1/2	1 15/16	2 1/16	8'-4 1/2
G2E	76'-8 1/2	76'-8 1/2	4326.780	13/16	1 1/2	1 7/8	2 1/16	8'-4 1/4
G3E	76'-8	76'-8	4334.280	13/16	1 1/2	1 7/8	2 1/16	8'-4
G4E	76'-7 1/2	76'-7 1/2	4341.780	13/16	1 1/2	1 7/8	2	8'-3 3/4
G5E	76'-7 1/16	76'-7 1/16	4349.280	13/16	1 1/2	1 7/8	2	8'-3 1/2

NOTE:

LONGITUDINAL DIMENSIONS TAKEN ALONG ℄ BOTTOM OF WEB.

REV.	REMARKS	DATE	DWN	CHK	APP	Q.A.	NO.	DIA.	LGT	TYPE	WASHER
	OUT FOR APPROVAL	10-03-01									
	OUT FOR APPROVAL										
	ISSUED TO SHOP										
	FIELD & OFFICE										

MATERIAL: M270 GR. 50W

ELECTRODES:

HOLES: 15/16 ø (U.N.)

SHOP BOLTS: 7/8 ø (U.N.)

SURFACE PREP. & PAINT:
- STEEL WITHIN 10'-0 OF ABUT. 2 SHALL BE PAINTED (SEE GN301)
- ALL OTHER STEEL SHALL BE BLAST CLEANED AND LEFT UNPAINTED.

TVGA
Engineering, Surveying, P.C.

☒ NO EXCEPTIONS TAKEN ☐ REJECTED
☐ FURNISH AS CORRECTED
☐ REVISE AND RESUBMIT

ENGINEER has reviewed Shop Drawings and Samples and other data which Contractor is required to submit, only for conformance with the information given in the Contract Documents and compatibility with the design concept of the completed Project as a functioning whole as indicated in the Contract Documents. Such reviews do not extend to means, methods, techniques, sequences or procedures of construction or to safety precautions and programs incident thereto. Contractor is responsible for dimensions to be confirmed and correlated at the job site, for information that pertains solely to the fabrication processes or to techniques of construction; and for coordination of the work of all trades.

BY: [signature]
DATE: 01-11-2002

DESCRIPTION: HORIZ. CURVING DIAGRAMS

JOB:
I-89 NB OVER LITTLE RIVER
I-89 IMPROVEMENTS
BETWEEN TOWNS OF MIDDLESEX & BOLTON
COUNTY OF WASHINGTON VERMONT

TENSOR 2107-N

PROJ NO. IM-089-2(26)

CUSTOMER: VERMONT AGENCY OF TRANSPORTATION

DRAWN BY	JAK
DATE	07/30
CHKD BY	
WL	8/04
APPROV BY	
SUPERVISOR	W. J. GATTI
Q.A.	
JOB NO.	119-48N
DRG. NO.	HC401
REV.	△

CASCO BAY STEEL STRUCTURES, INC.
75 SPRING HILL ROAD SACO, MAINE 04072
PHONE (207) 282-7360 FAX. (207) 282-1179

JAK Mon Aug 5 08:54:46 EST 2002 /users/jake/2107-N/HC401 : Rev0