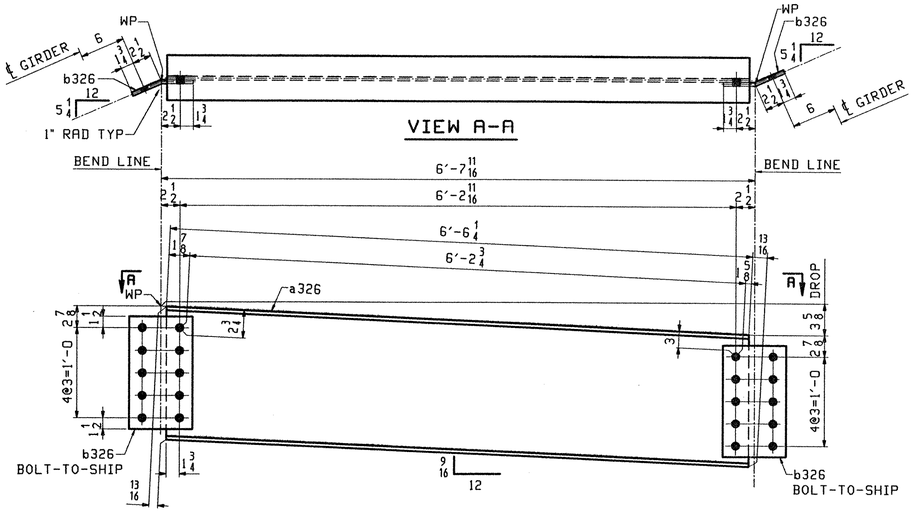

4 ~ ABUT DIAPHRAGMS ~ 326D1

PAINTED SEE GN301

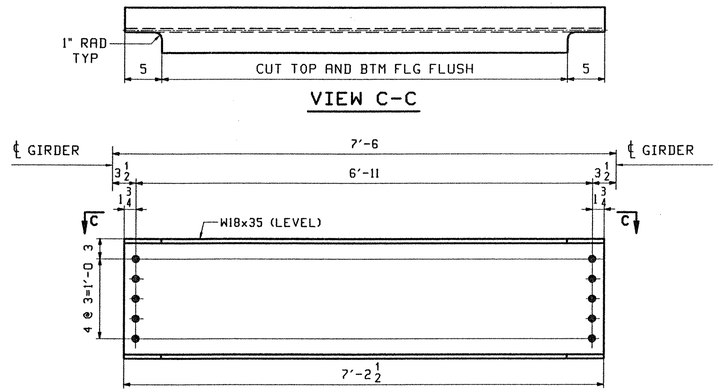

48 ~ INT. DIAPHRAGMS ~ 326D4



PIER DIAPHRAGMS

MARK	REQ'D	Ⓐ	Ⓑ	Ⓒ	Ⓓ	1	2	
326D2	4	7'-0 3/16	6'-7 3/16	6'-10 11/16	6 7/8	c326	d326	PIER 1
326D3	4	7'-1 1/2	6'-8 1/2	7'-0	7 5/16	f326	g326	PIER 2

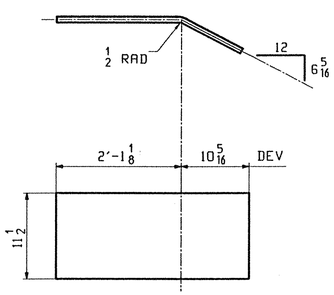

5 ~ END PLATES ~ 326M1

TVGA
Engineering, Surveying, P.C.

☑ NO EXCEPTIONS TAKEN ☐ REJECTED
☐ FURNISH AS CORRECTED
☐ REVISE AND RESUBMIT

ENGINEER has reviewed shop Drawings and Samples and other data which Contractor is required to submit, only for conformance with the information given in the Contract Documents and compatibility with the design concept of the completed Project as a functioning whole as indicated in the Contract Documents. Such review shall not extend to means, methods, techniques, sequences or procedures of construction or to safety precautions and programs incident thereto. Contractor is responsible for dimensions to be confirmed and correlated at the job site; for information that pertains solely to the fabrication processes or to techniques of construction, and for coordination of the work of all trades.

BY: [signature]
DATE: 4/9/01

ABM INFO PAGE	LINE	SHIP MARK	QTY	MARK	MATERIAL	LENGTH FT	LENGTH INCHES	REMARKS	WT	PROCUREMENT NOTES
		326D1	4		ABUT DIAPHRAGM				267	
303	C		4	a326	W 18x35	6	7 1/16			
303	E		8	b326	PL 1/2x15	0	8 1/2	BENT		
		326D2	4		PIER DIAPHRAGMS				281	
303	D		4	c326	W 18x35	6	10 11/16			
303	E		8	d326	PL 1/2x15	0	8 1/2	BENT		
304	C		40		7/8 Ø HSB	0	2 1/4	(A325-3)		
304	H		40		7/8 Ø HSW			(F436W)		
		326D3	4		PIER DIAPHRAGMS				285	
303	D		4	f326	W 18x35	7	0			
303	E		8	g326	PL 1/2x15	0	8 1/2	BENT		
304	C		40		7/8 Ø HSB	0	2 1/4	(A325-3)		
304	H		40		7/8 Ø HSW			(F436W)		
					INT. DIAPHRAGMS					
303	B	326D4	48		W 18x35	7	2 1/2		252	
					END PLATES					
303	H	326M1	5		PL 1/4x11 1/2	2	11 7/16	BENT	29	
					FIELD BOLTS				1305	
								2% ADDED +3 FOR TEST		
305	C		493		7/8 Ø HSB	0	2 1/4	(A325-3)		
305	E		85		7/8 Ø HSB	0	2 3/4	(A325-3)		
305	F		982		7/8 Ø HSB	0	3	(A325-3)		
305	J		1635		7/8 Ø HSB	0	4 1/4	(A325-3)		
305	L		3195		7/8 Ø HSW			(F436W)		
305	P		45		7/8 Ø HSB	0	2 1/4	(A325-1) GALV.		
305	R		45		7/8 Ø HSB	0	2 3/4	(A325-1) GALV.		
305	T		90		7/8 Ø HSW			(F436) GALV.		

JOB NO. | DRAWING NO. 326 | REV.

REV.	REMARKS	DATE	DWN	CHK	APP	Q.A.	NO.	DIA.	LGT	TYPE	WASHER
	OUT FOR APPROVAL	3-13-01									
	OUT FOR APPROVAL										
	ISSUED TO SHOP										
	FIELD & OFFICE										

MATERIAL: M270 GR 50W
ELECTRODES:
HOLES: 15/16 Ø (UN)
SHOP BOLTS: 7/8 Ø (UN)

SURFACE PREP. & PAINT:
-STEEL WITHIN 10'-0 OF ABUT 1 SHALL BE PAINTED (SEE GN301)
-ALL OTHER STEEL SHALL BE BLAST CLEANED AND LEFT UNPAINTED.

DESCRIPTION: DIAPHRAGMS

JOB: BRIDGE NO. 48S
I-89 SB OVER LITTLE RIVER
I-89 IMPROVEMENTS
TOWN OF MIDDLESEX-BOLTON, VERMONT

TENSOR 2107-S

PROJ NO. IM-089-2(26)

CUSTOMER: VERMONT AGENCY OF TRANSPORTATION

DRAWN BY	PHG
DATE	02/26/01
CHKD BY	
ELC	03/7/01
APPROV BY	
SUPERVISOR	W. J. GATTI
Q.A.	

CASCO BAY STEEL STRUCTURES, INC.
75 SPRING HILL ROAD SACO, MAINE 04072
PHONE (207) 282-7360 FAX. (207) 282-1179

JOB NO. 118-48S | DRG. NO. 326 | REV. △

ELC Fri Mar 9 10:02:48 EST 2001 /users/jobs/2107-S/326 | Rev0