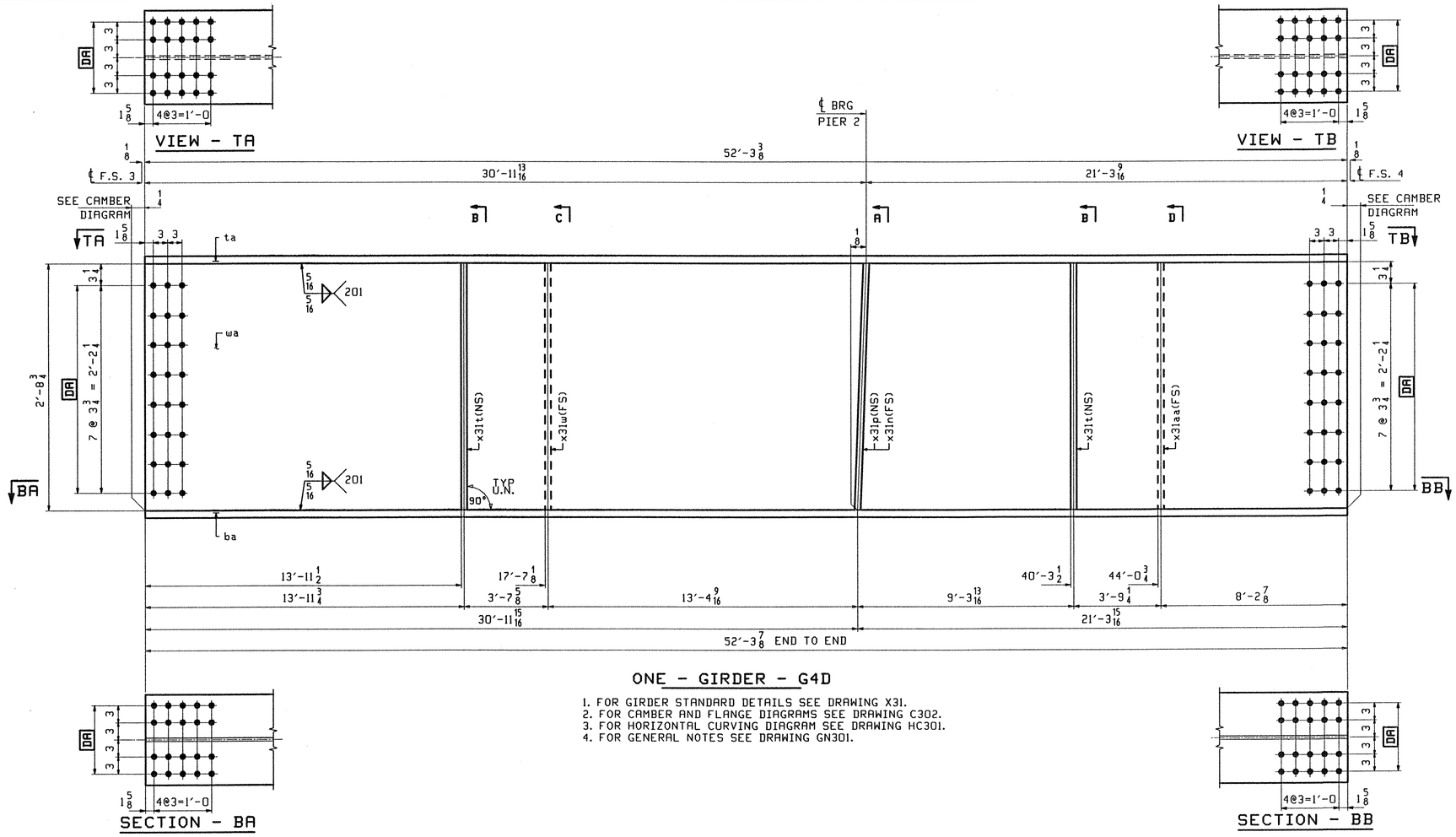

ONE - GIRDER - G4D

1. FOR GIRDER STANDARD DETAILS SEE DRAWING X31.
2. FOR CAMBER AND FLANGE DIAGRAMS SEE DRAWING C302.
3. FOR HORIZONTAL CURVING DIAGRAM SEE DRAWING HC301.
4. FOR GENERAL NOTES SEE DRAWING GN301.

SECTION - BA

SECTION - BB

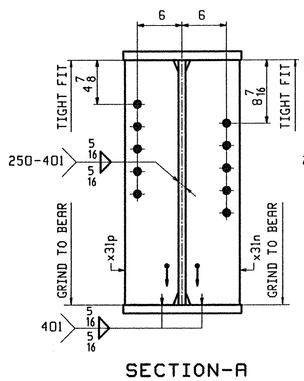

SECTION-A

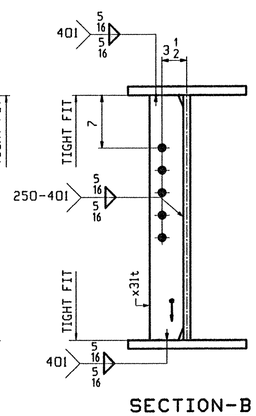

SECTION-B

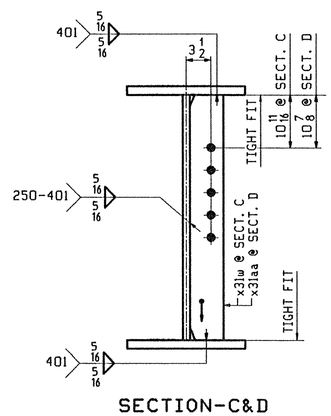

SECTION-C&D

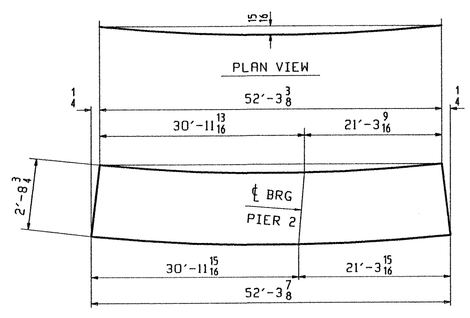

DEV. CAMBER DIAGRAM
SEE DWG. C302

ABM INFO		SHIP	BILL OF MATERIAL					JOB NO.	DRAWING NO.	REV.
									319	
PAGE	LINE	MARK	QTY	MARK	MATERIAL	LENGTH FT	LENGTH INCHES	REMARKS	WT	PROCUREMENT NOTES
		G4D	1		GIRDER				12522	
301	S		1	wa	PL 1/2x34 1/4	52	3 7/8	(M270-50WT2) (H2-3)		
301	C		1	ta	PL 1 5/8x16	52	3 3/8	(M270-50WT2) (H2-3)		
301	C		1	ba	PL 1 5/8x16	52	3 7/8	(M270-50WT2) (H2-3)		
302	M		2	x31t	PL 1/2x5	2	8 3/4			
302	M		1	x31w	PL 1/2x5	2	8 3/4			
302	K		1	x31p	PL 7/8x7 3/4	2	8 3/4			
302	K		1	x31n	PL 7/8x7 3/4	2	8 3/4			
302	M		1	x31aa	PL 1/2x5	2	8 3/4			

TVGA
Engineering, Surveying, P.C.

☒ NO EXCEPTIONS TAKEN ☐ REJECTED
☐ FURNISH AS CORRECTED
☐ REVISE AND RESUBMIT

ENGINEER has reviewed Shop Drawings and Samples and other data which Contractor is required to submit, only for conformance with the information given in the Contract Documents and compatibility with the design concept of the completed Project as a functioning whole as indicated in the Contract Documents. Such review should extend to means, methods, techniques, sequences or procedures of construction or to safety precautions and programs incident thereto. Contractor is responsible for dimensions to be confirmed and correlated at the job site; for information that pertains solely to the fabrication processes or to techniques of construction; and for coordination of the work of all trades.

BY: Pat W. Stt
DATE: 4/9/01

OUT FOR APPROVAL	3/5/01									
OUT FOR APPROVAL										
ISSUED TO SHOP										
FIELD & OFFICE										
REV.	REMARKS	DATE	DWN	CHK	APP	Q.A.	NO.	DIA.	LGT	TYPE	WASHER

MATERIAL: M270 GR 50W
ELECTRODES:
HOLES: 15/16 ø (UN)
SHOP BOLTS: 7/8 ø (UN)

SURFACE PREP. & PAINT:
-STEEL WITHIN 10'-0 OF ABUT 1 SHALL BE PAINTED (SEE GN301)
-ALL OTHER STEEL SHALL BE BLAST CLEANED AND LEFT UNPAINTED.

DESCRIPTION: GIRDER - G4D

JOB: BRIDGE NO. 48S
I-89 SB OVER LITTLE RIVER
I-89 IMPROVEMENTS
TOWN OF MIDDLESEX-BOLTON, VERMONT

TENSOR 2107-S

PROJ NO. IM-089-2(26)

CUSTOMER: VERMONT AGENCY OF TRANSPORTATION

DRAWN BY	PHG	DATE 02/26/01
CHKD BY	ELC	03/7/01
APPROV BY		
SUPERVISOR	W. J. GATTI	
Q.A.		

CASCO BAY STEEL STRUCTURES, INC.
75 SPRING HILL ROAD SACO, MAINE 04072
PHONE (207) 282-7360 FAX. (207) 282-1179

JOB NO. 118-48S
DRG. NO. 319
REV. △

PHG Thu Mar 8 18:10:26 EST 2001 /users/pbw/2107-S/319 : Rev0