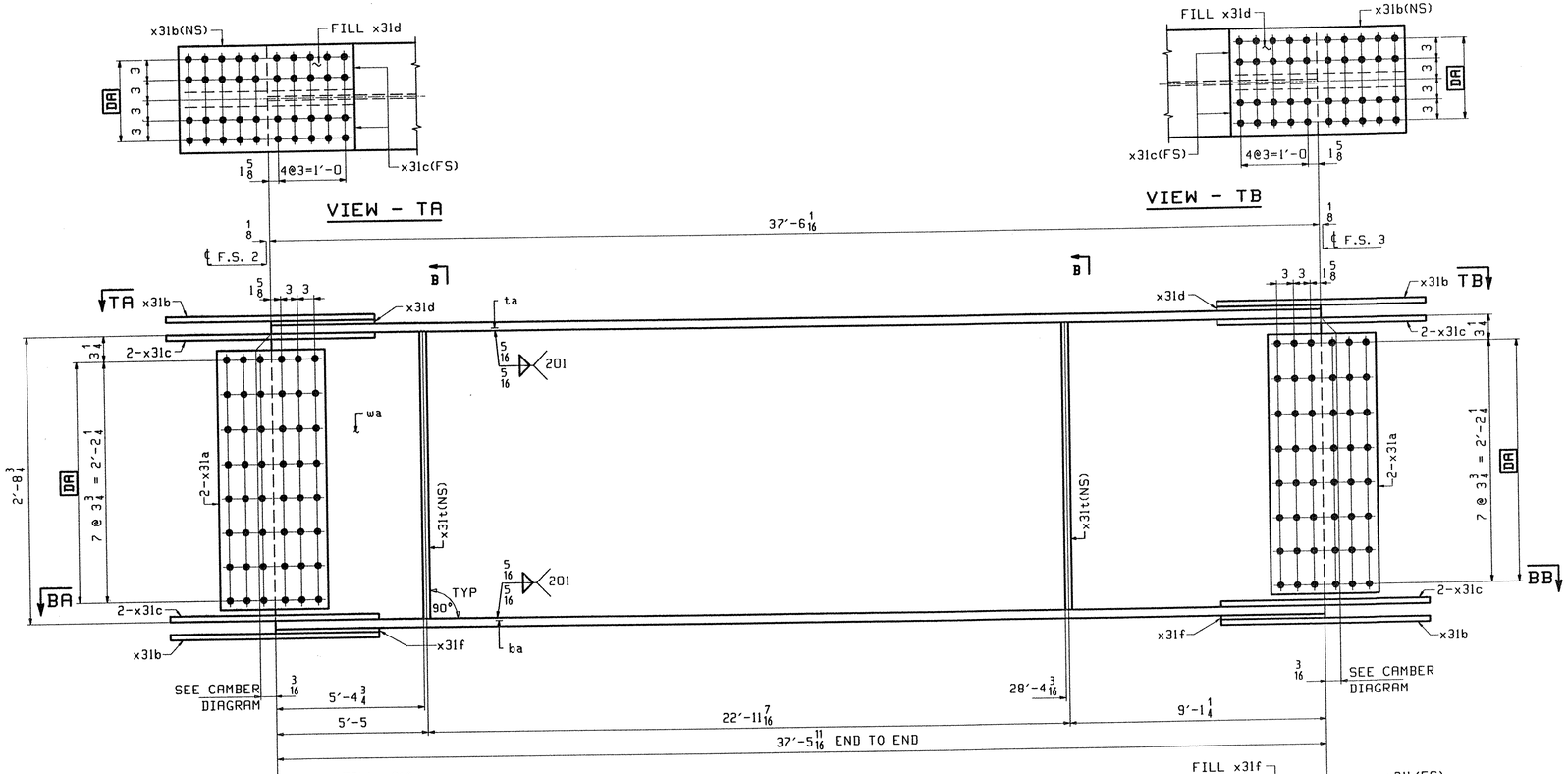

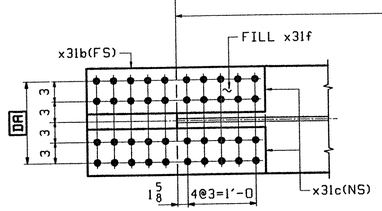

SECTION - BA

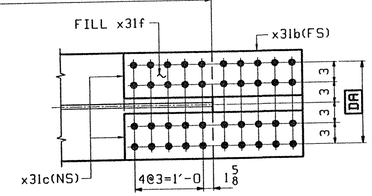

SECTION - BB

ONE - GIRDER - G1C

1. FOR GIRDER STANDARD DETAILS SEE DRAWING X31.
2. FOR CAMBER AND FLANGE DIAGRAMS SEE DRAWING C303.
3. FOR HORIZONTAL CURVING DIAGRAM SEE DRAWING HC301.
4. FOR GENERAL NOTES SEE DRAWING GN301.

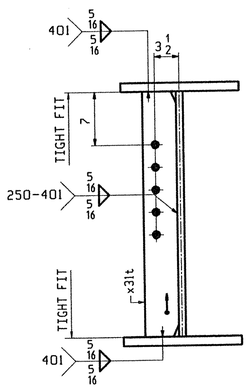

SECTION-B

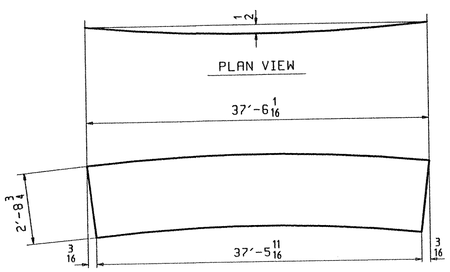

DEV. CAMBER DIAGRAM

SEE DWG. C303

ABM INFO		SHIP	BILL OF MATERIAL					JOB NO.	DRAWING NO.	REV.
									311	
PAGE	LINE	MARK	QTY	MARK	MATERIAL	LENGTH FT	LENGTH INCHES	REMARKS	WT	PROCUREMENT NOTES
		GIC	1		GIRDER				7060	
301	U		1	wa	PL 1/2 x 33 7/16	37	6 1/16	(M270-50WT2) (H2-3)		
301	L		1	ta	PL 7/8 x 16	37	6 1/16	(M270-50WT2) (H2-3)		
301	E		1	ba	PL 13/16 x 16	37	5 11/16	(M270-50WT2) (H2-3)		
302	B		4	x31a	PL 1/2 x 29 3/4	1	7	(M270-50WT2) (H2-3)		
302	C		4	x31b	PL 5/8 x 16	2	7	(M270-50WT2) (H2-3)		
302	D		8	x31c	PL 5/8 x 7	2	7	(M270-50WT2) (H2-3)		
302	F		2	x31d	PL 3/4 x 16	1	3 3/8	FILL		
302	G		2	x31f	PL 11/16 x 16	1	3 3/8	FILL		
302	M		2	x31t	PL 1/2 x 5	2	8 3/4			

TVGA
Engineering, Surveying, P.C.

X NO EXCEPTIONS TAKEN ☐ REJECTED
☐ FURNISH AS CORRECTED
☐ REVISE AND RESUBMIT

ENGINEER has reviewed Shop Drawings and Samples and other data which Contractor is required to submit, only for conformance with the information given in the Contract Documents and compatibility with the design concept of the completed Project as a functional unit as indicated in the Contract Documents. Such review shall not extend to means, methods, techniques, sequences or procedures of construction or to safety precautions and programs incident thereto. Contractor is responsible for dimensions to be confirmed and correlated at the job site; for information that pertains solely to the fabrication processes or to techniques of construction, and for coordination of the work of all trades.

BY: Pete W. Sutt
DATE: 4/9/01

OUT FOR APPROVAL	3/13/01									
OUT FOR APPROVAL										
ISSUED TO SHOP										
FIELD & OFFICE										
REV.	REMARKS	DATE	DWN	CHK	APP	Q.A.	NO.	DIA.	LGT	TYPE	WASHER

MATERIAL:	ELECTRODES:	HOLES:	SHOP BOLTS:
M270 GR 50W		15/16 ∅ (UN)	7/8 ∅ (UN)

SURFACE PREP. & PAINT:
-STEEL WITHIN 10'-0 OF ABUT 1 SHALL BE PAINTED (SEE GN301)
-ALL OTHER STEEL SHALL BE BLAST CLEANED AND LEFT UNPAINTED.

DESCRIPTION: GIRDER - GIC

JOB: BRIDGE NO. 48S
I-89 SB OVER LITTLE RIVER
I-89 IMPROVEMENTS
TOWN OF MIDDLESEX-BOLTON, VERMONT

TENSOR 2107-5

PROJ NO. IM-089-2(26)

CUSTOMER: VERMONT AGENCY OF TRANSPORTATION

	DRAWN BY	DATE
	PHG	02/24/01
	CHKD BY	
	ELC	03/6/01
	APPROV BY	
	SUPERVISOR	W. J. GATTI
	Q.A.	
	JOB NO.	DRG. NO.
	118-48S	311
		REV. △

CASCO BAY STEEL STRUCTURES, INC.
75 SPRING HILL ROAD SACO, MAINE 04072
PHONE (207) 282-7360 FAX. (207) 282-1179

PHG Thu Mar 8 15:37:47 EST 2001 /users/jobs/2107-5/311 : Rev0