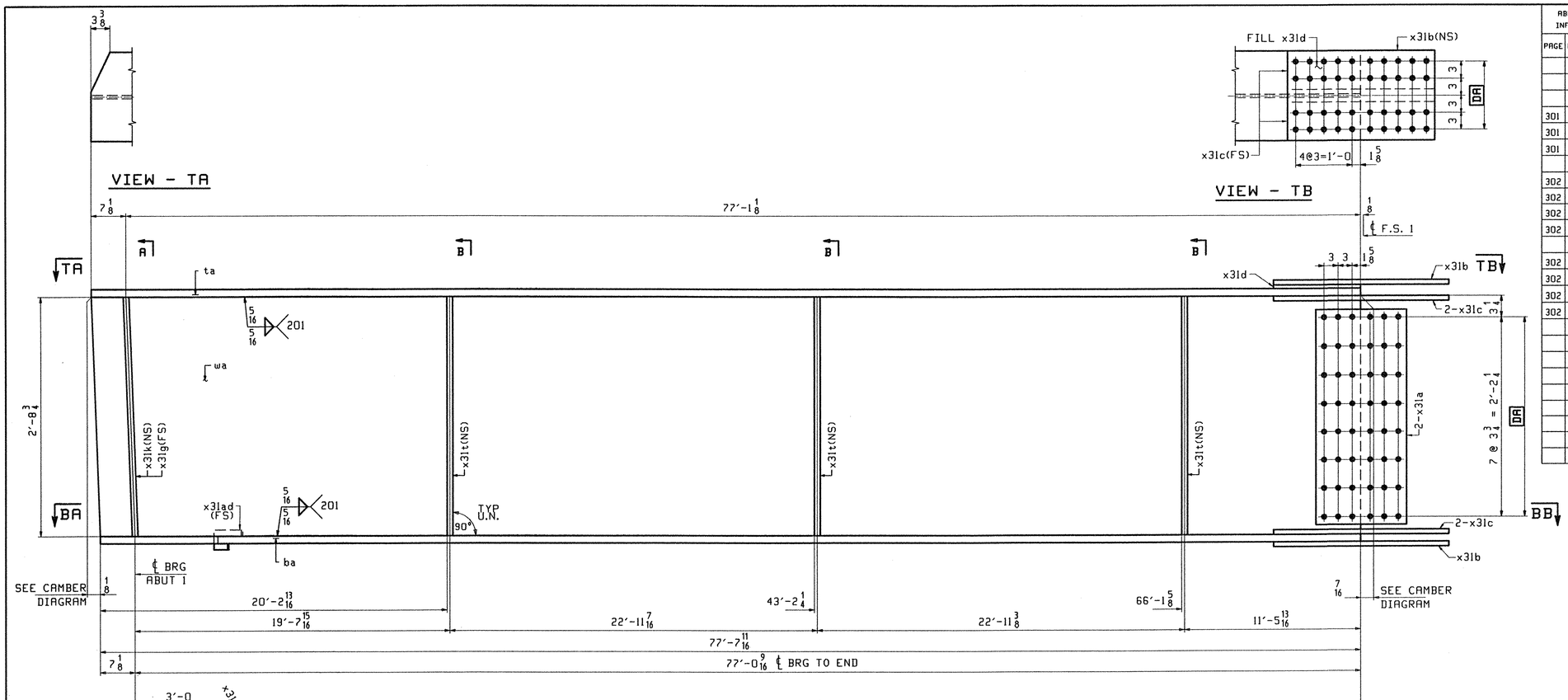

ONE - GIRDER - G1A

1. FOR GIRDER STANDARD DETAILS SEE DRAWING X31.
2. FOR CAMBER AND FLANGE DIAGRAMS SEE DRAWING C301.
3. FOR HORIZONTAL CURVING DIAGRAM SEE DRAWING HC301.
4. FOR GENERAL NOTES SEE DRAWING GN301.

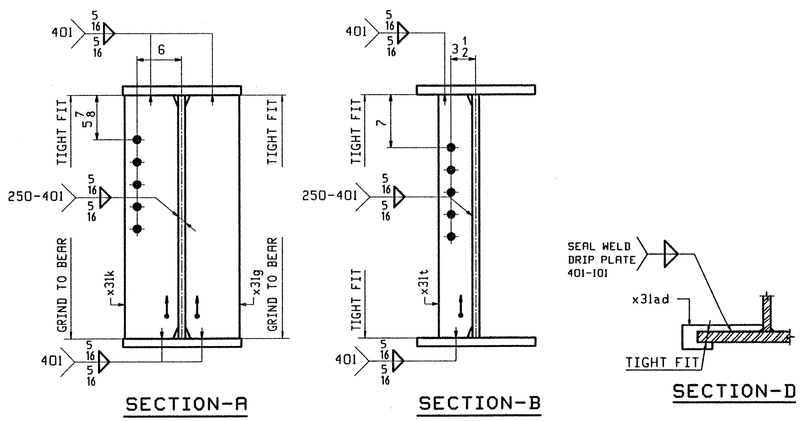

SECTION - BA

SECTION - BB

SECTION-A

SECTION-B

SECTION-D

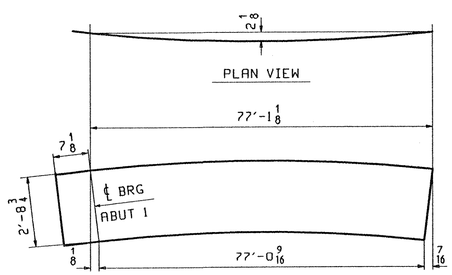

DEV. CAMBER DIAGRAM
SEE DWG. C301

ABM INFO		SHIP	BILL OF MATERIAL					JOB NO.	DRAWING NO.	REV.
									301	
PAGE	LINE	MARK	QTY	MARK	MATERIAL	LENGTH FT	LENGTH INCHES	REMARKS	WT	PROCUREMENT NOTES
		GIA	1		GIRDER				16127	
301	N		1	wa	PL 1/2x36 7/16	77	8 1/4	(M270-50WT2) (H2-3)		
301	G		1	ta	PL 7/8x16	77	8 1/4	(M270-50WT2) (H2-3)		
301	A		1	ba	PL 1 5/8x16	77	7 11/16	(M270-50WT2) (H2-3)		
302	B		2	x31a	PL 1/2x29 3/4	1	7	(M270-50WT2) (H2-3)		
302	C		2	x31b	PL 5/8x16	2	7	(M270-50WT2) (H2-3)		
302	D		4	x31c	PL 5/8x7	2	7	(M270-50WT2) (H2-3)		
302	F		1	x31d	PL 3/4x16	1	3 3/8	FILL		
302	K		1	x31k	PL 7/8x7 3/4	2	8 3/4			
302	K		1	x31g	PL 7/8x7 3/4	2	8 3/4			
302	M		3	x31t	PL 1/2x5	2	8 3/4			
302	P		1	x31ad	PL 1/4x3 5/8	0	10 15/16			

TVGA
Engineering, Surveying, P.C.

☒ NO EXCEPTIONS TAKEN ☐ REJECTED
☐ FURNISH AS CORRECTED
☐ REVISE AND RESUBMIT

ENGINEER has reviewed Shop Drawings and Samples and other data which Contractor is required to submit, only for conformance with the information given in the Contract Documents and compatibility with the design concept of the completed Project as a functioning whole as indicated in the Contract Documents. Such review does not extend to means, methods, techniques, sequences or procedures of construction or to safety precautions and programs incident thereto. Contractor is responsible for dimensions to be confirmed and correlated at the job site; for information that pertains solely to the fabrication processes or to techniques of construction; and for coordination of the work of all trades.

BY: Peter W. Gatti
DATE: 4/9/01

REV.	REMARKS	DATE	DWN	CHK	APP	Q.A.	NO.	DIA.	LGT	TYPE	WASHER
	OUT FOR APPROVAL	3/13/01									
	OUT FOR APPROVAL										
	ISSUED TO SHOP										
	FIELD & OFFICE										

MATERIAL:	ELECTRODES:	HOLES:	SHOP BOLTS:
M270 GR 50W		15/16 ø (UN)	7/8 ø (UN)

SURFACE PREP. & PAINT:
-STEEL WITHIN 10'-0 OF ABUT 1 SHALL BE PAINTED (SEE GN301)
-ALL OTHER STEEL SHALL BE BLAST CLEANED AND LEFT UNPAINTED.

DESCRIPTION: GIRDER - GIA	DRAWN BY	DATE
JOB: BRIDGE NO. 48S I-89 SB OVER LITTLE RIVER I-89 IMPROVEMENTS TOWN OF MIDDLESEX-BOLTON, VERMONT	PHG	02/23/01
	CHKD BY	
	ELC	03/5/01
TENSOR 2107-S	APPROV BY	
	SUPERVISOR	W. J. GATTI
PROJ NO. IM-089-2(26)	Q.A.	
CUSTOMER: VERMONT AGENCY OF TRANSPORTATION		

CASCO BAY STEEL STRUCTURES, INC.
75 SPRING HILL ROAD SACO, MAINE 04072
PHONE (207) 282-7360 FAX. (207) 282-1179

JOB NO.	DRG. NO.
118-48S	301
	REV. △

PHG Thu Mar 8 13:50:01 EST 2001 /users/jobs/2107-S/301 : Rev0