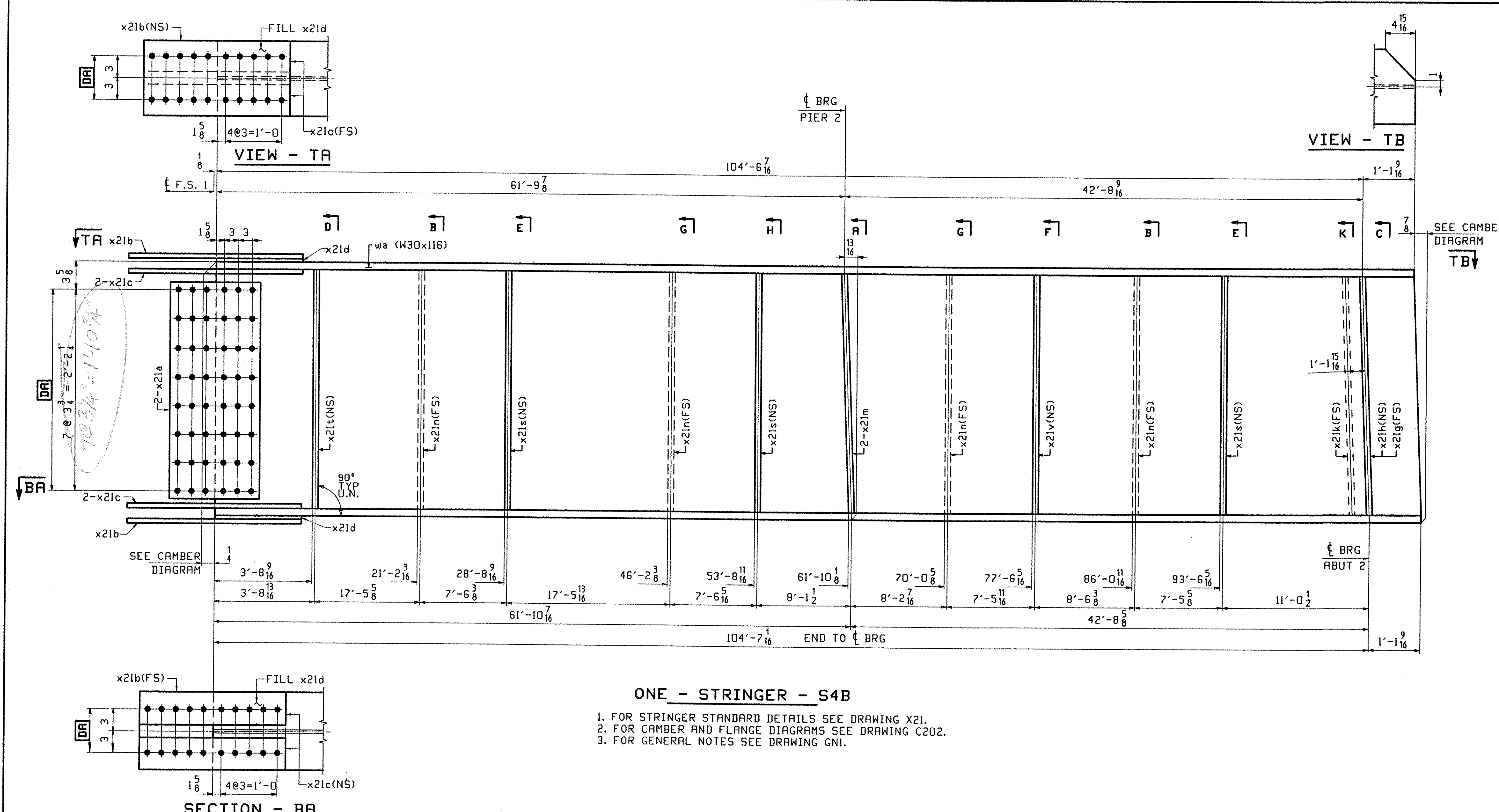
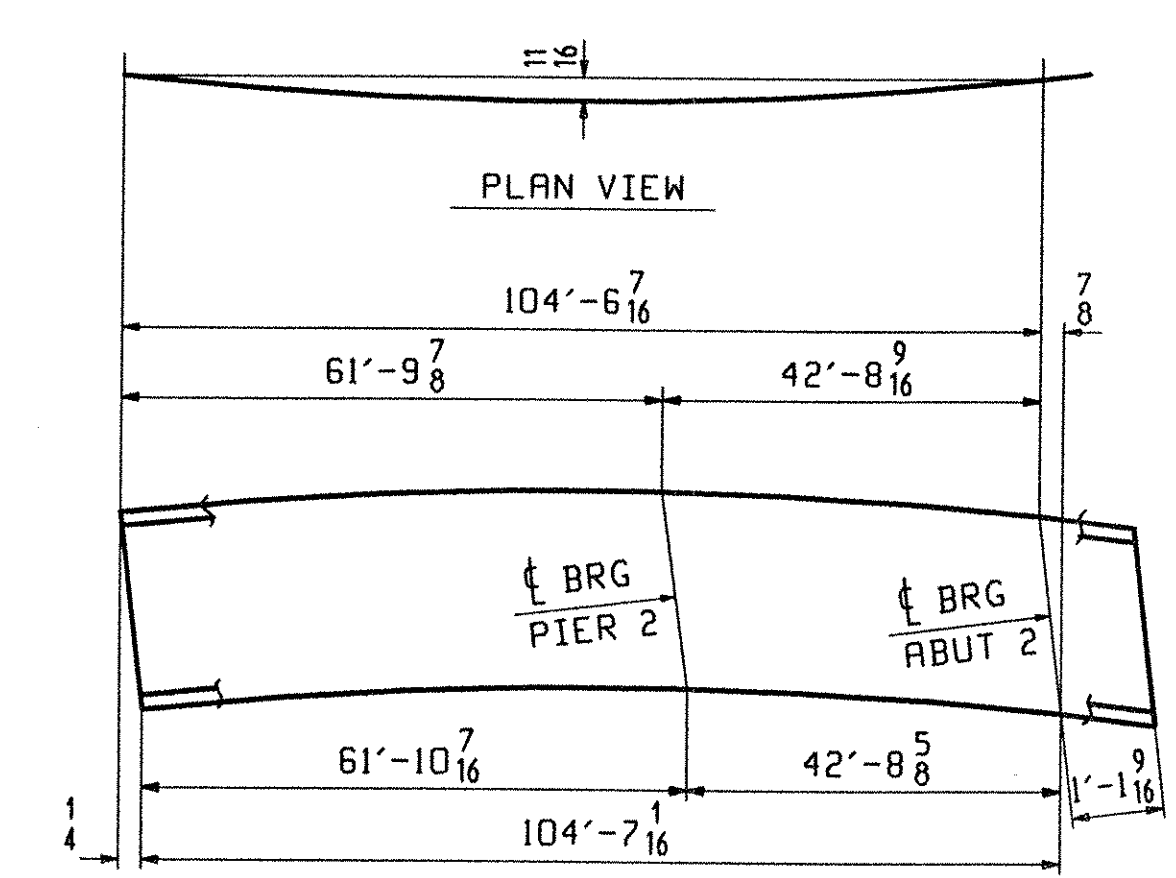


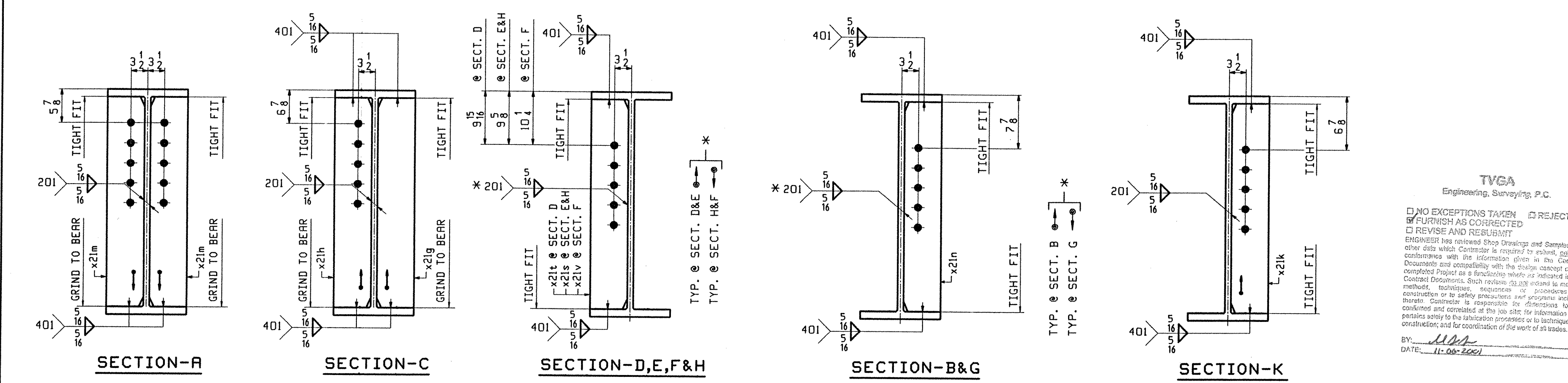
JOB NO.		DRAWING NO.		REV.				
209		209						
ABM INFO	SHIP	BILL OF MATERIAL		REMARKS	HT	PROCUREMENT NOTES		
PAGE	LINE	MARK	QTY	MARK	MATERIAL	LENGTH		
						FT	INCHES	
		S4B	1		STRINGER			12963
201	C		1	wa	W 30x116	105	8 7/8	(M270-50HT2) (H2-3)
202	B		2	x21a	PL 1/2 x 26 1/2	1	7	(M270-50HT2) (H2-3)
202	C		2	x21b	PL 5/8 x 10 1/2	2	7	(M270-50HT2) (H2-3)
202	D		4	x21c	PL 3/4 x 4	2	7	(M270-50HT2) (H2-3)
202	F		2	x21d	PL 5/16 x 10 1/2	1	3 3/8	FILL
202	M		1	x21t	PL 1/2 x 5	2	4 5/16	
202	M		4	x21n	PL 1/2 x 5	2	4 5/16	
202	M		3	x21s	PL 1/2 x 5	2	4 5/16	
202	K		2	x21m	PL 5/8 x 5	2	4 5/16	
202	M		1	x21v	PL 1/2 x 5	2	4 5/16	
202	K		1	x21h	PL 5/8 x 5	2	4 5/16	
202	K		1	x21g	PL 5/8 x 5	2	4 5/16	
202	K		1	x21k	PL 5/8 x 5	2	4 5/16	



SEE CAMBER DIAGRAM TBV



ONE - STRINGER - S4B
 1. FOR STRINGER STANDARD DETAILS SEE DRAWING X21.
 2. FOR CAMBER AND FLANGE DIAGRAMS SEE DRAWING C202.
 3. FOR GENERAL NOTES SEE DRAWING GNI.



TVCA
 Engineering, Surveying, P.C.

NO EXCEPTIONS TAKEN REJECTED
 FURNISH AS CORRECTED
 REVISE AND RESUBMIT

ENGINEER has reviewed Shop Drawings and Samples and other data which Contractor is required to submit, only for the completed Project as a condition of work as indicated in the Contract Documents. Such review is not intended to ensure, method, technique, sequence or procedure of construction or to safety guarantee any program incident confirmed and correlated at the job site for information that details apply to the fabrication procedures or to techniques of construction; and for coordination of the work of all trades.

BY: *[Signature]*
 DATE: 11-06-2001

OUT FOR APPROVAL	3-5-01										
OUT FOR APPROVAL											
ISSUED TO SHOP											
FIELD & OFFICE											
REV.	REMARKS	DATE	DWN	CHK	APP	Q.A.	NO.	DIA.	LGT	TYPE	WASHER
	MATERIAL:	ELECTRODES:		HOLES:		SHOP BOLTS:					
	M270 GR 50W	15/16 Ø (UN)		7/8 Ø (UN)							
SURFACE PREP. & PAINT: -STEEL WITHIN 10'-0" OF ABUT 2 SHALL BE PAINTED (SEE GNI) -ALL OTHER STEEL SHALL BE BLAST CLEANED AND LEFT UNPAINTED.											
DESCRIPTION: STRINGER - S4B						DRAWN BY		DATE			
JOB: BRIDGE NO. 43N						PHG		02/14			
I-89 SB OVER U.S. ROUTE 2						CHKD BY					
I-89 IMPROVEMENTS						TRM		02/21			
TOWN OF MIDDLESEX-BOLTON, VERMONT						APPROV BY		SUPERVISOR M. J. GATTI			
PROJ NO. IM-089-2(26)						Q.A.					
CUSTOMER: VERMONT AGENCY OF TRANSPORTATION											
CASCO BAY STEEL STRUCTURES, INC.						JOB NO.		DRG. NO.			
75 SPRING HILL ROAD						SACO, MAINE 04072		117-43N		209	
PHONE (207) 282-7360						FAX. (207) 282-1179				REV. <input type="checkbox"/>	

PHG Tue Feb 27 09:00:38 EST 2001 / users/ghm/2008-02-27 1:04:00