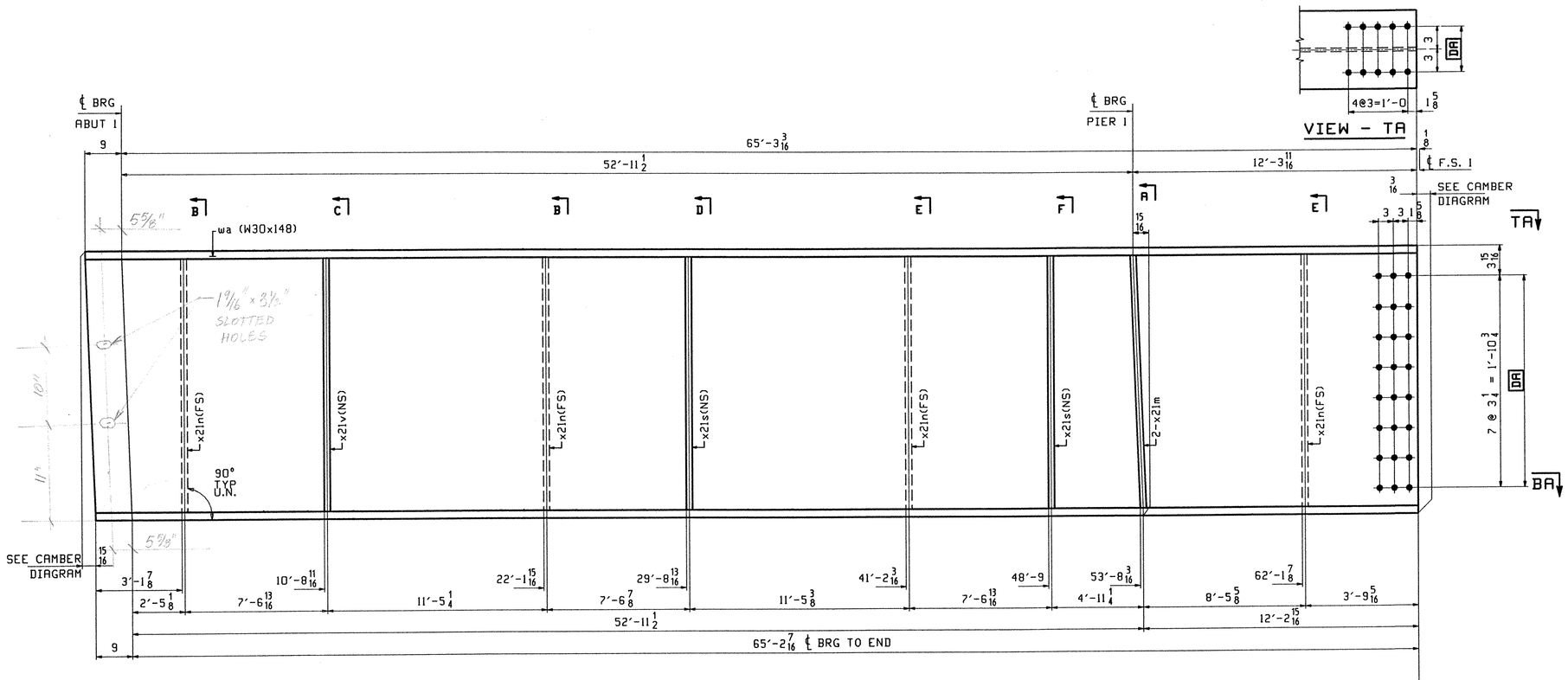

1. FOR STRINGER STANDARD DETAILS SEE DRAWING X21.
2. FOR CAMBER AND FLANGE DIAGRAMS SEE DRAWING C201.
3. FOR GENERAL NOTES SEE DRAWING GN1.

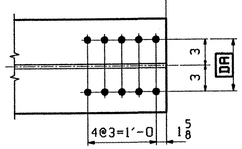

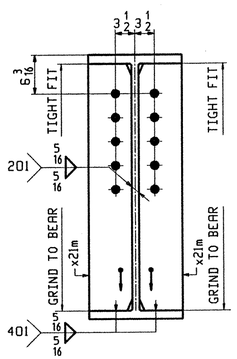

SECTION-A

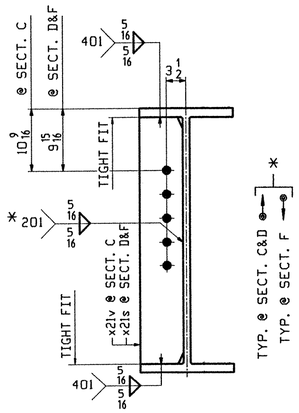

SECTION-C,D&F

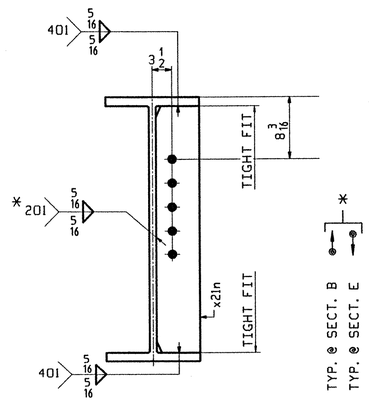

SECTION-B&E

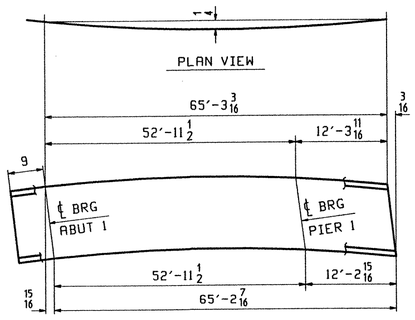

DEV. CAMBER DIAGRAM

SEE SHT. C201

ABM INFO		SHIP	BILL OF MATERIAL					JOB NO.	DRAWING NO.	REV.
									204	
PAGE	LINE	MARK	QTY	MARK	MATERIAL	LENGTH FT	LENGTH INCHES	REMARKS	WT	PROCUREMENT NOTES
		S4A	1		STRINGER				9963	
201	A		1	wa	W 30x148	66	0 3/8	(M270-50WT2) (H2-3)		
202	M		4	x21n	PL 1/2x5	2	4 5/16			
202	M		1	x21v	PL 1/2x5	2	4 5/16			
202	M		2	x21s	PL 1/2x5	2	4 5/16			
202	K		2	x21m	PL 5/8x5	2	4 5/16			

TVGA
Engineering, Surveying, P.C.

☐ NO EXCEPTIONS TAKEN ☐ REJECTED
☑ FURNISH AS CORRECTED
☐ REVISE AND RESUBMIT

ENGINEER has reviewed Shop Drawings and Samples and other data which Contractor is required to submit, only for conformance with the information given in the Contract Documents and compatibility with the design concept of the completed Project as a functioning whole as indicated in the Contract Documents. Such review do not extend to means, methods, techniques, sequences or procedures of construction or to safety precautions and programs incident thereto. Contractor is responsible for dimensions to be confirmed and correlated at the job site; for information that pertains solely to the fabrication processes or to techniques of construction; and for coordination of the work of all trades.

BY: [illegible]
DATE: 11-06-2001

OUT FOR APPROVAL	3-5-01									
OUT FOR APPROVAL										
ISSUED TO SHOP										
FIELD & OFFICE										
REV.	REMARKS	DATE	DWN	CHK	APP	Q.A.	NO.	DIA.	LGT	TYPE	WASHER

MATERIAL:	ELECTRODES:	HOLES:	SHOP BOLTS:
M270 GR 50W		15/16 ⌀ (UN)	7/8 ⌀ (UN)

SURFACE PREP. & PAINT:
-STEEL WITHIN 10'-0 OF ABUT 2 SHALL BE PAINTED (SEE GN1)
-ALL OTHER STEEL SHALL BE BLAST CLEANED AND LEFT UNPAINTED.

DESCRIPTION: STRINGER - S4A	DRAWN BY	DATE
JOB: BRIDGE NO. 43N I-89 SB OVER U.S. ROUTE 2 I-89 IMPROVEMENTS TOWN OF MIDDLESEX-BOLTON, VERMONT	PHG	02/10
	CHKD BY	
	PHG	02/21
	APPROV BY	
TENSOR 2106-N	SUPERVISOR	W. J. GATTI
PROJ NO. IM-089-2(26)	Q.A.	
CUSTOMER: VERMONT AGENCY OF TRANSPORTATION		

CASCO BAY STEEL STRUCTURES, INC.
75 SPRING HILL ROAD SACO, MAINE 04072
PHONE (207) 282-7360 FAX. (207) 282-1179

JOB NO.	DRG. NO.
117-43N	204
	REV. △