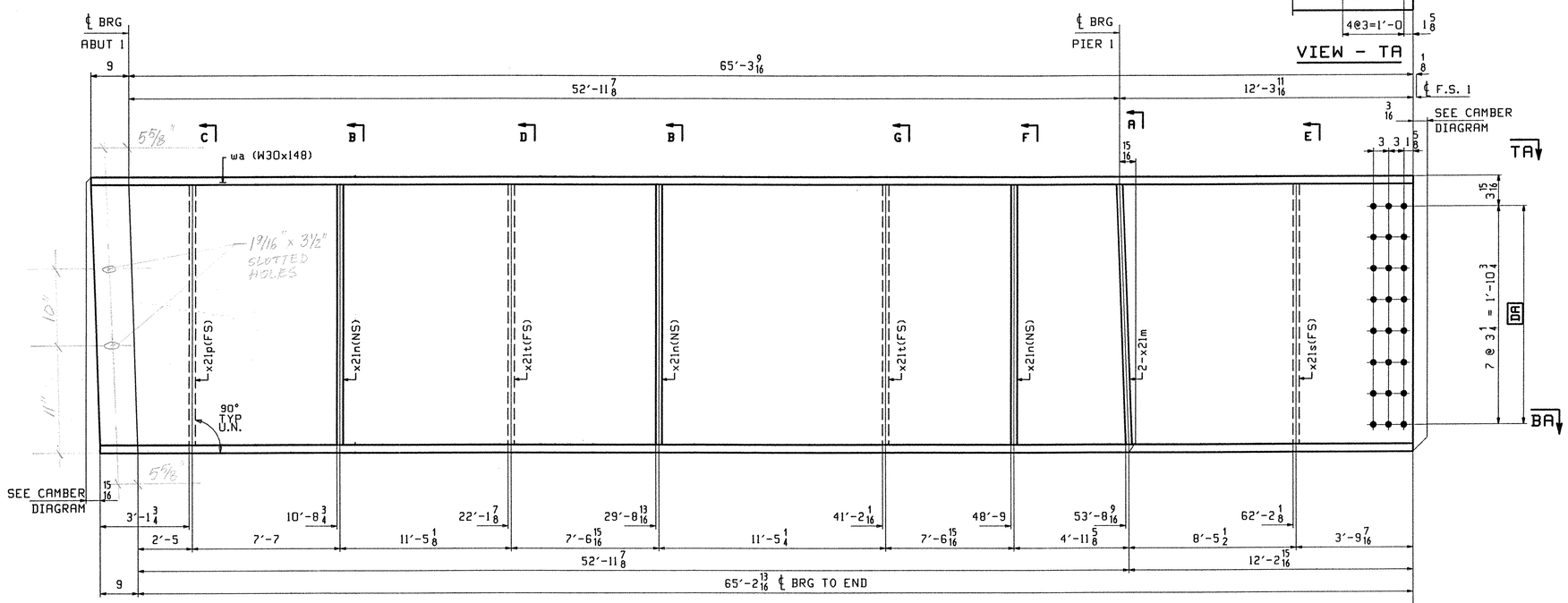


## ONE - STRINGER - S2A

1. FOR STRINGER STANDARD DETAILS SEE DRAWING X21.
2. FOR CAMBER AND FLANGE DIAGRAMS SEE DRAWING C201.
3. FOR GENERAL NOTES SEE DRAWING GN1.

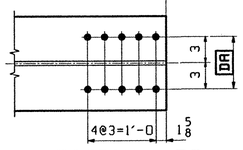


## SECTION - BA

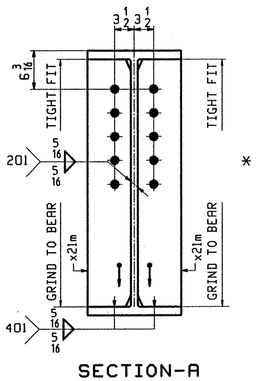


## SECTION-A

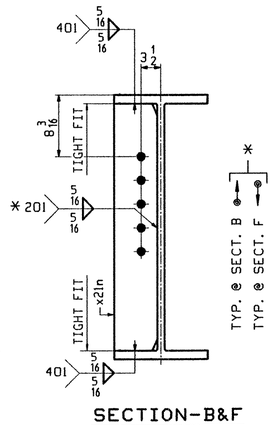


## SECTION-B&F

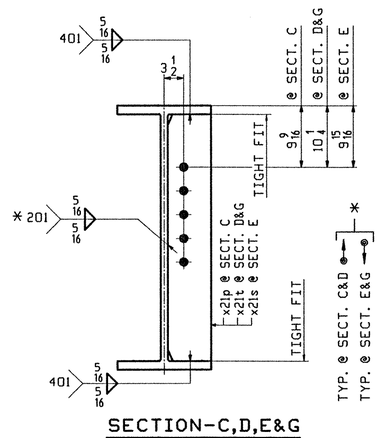


## SECTION-C,D,E&G

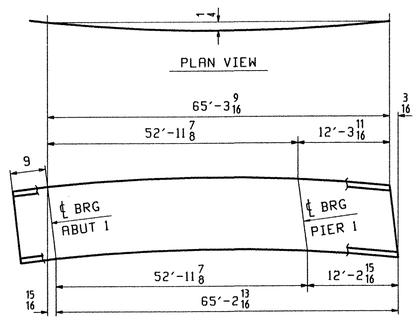


DEV. CAMBER DIAGRAM

SEE SHT. C201

| ABM INFO | | SHIP | BILL OF MATERIAL | | | | | JOB NO. | DRAWING NO. | REV. |
|---|---|---|---|---|---|---|---|---|---|---|
| | | | | | | | | | 202 | |
| PAGE | LINE | MARK | QTY | MARK | MATERIAL | LENGTH FT | LENGTH INCHES | REMARKS | WT | PROCUREMENT NOTES |
| | | S2A | 1 | | STRINGER | | | | 9968 | |
| 201 | A | | 1 | wa | W 30x148 | 66 | 0 3/4 | (M270-50WT2) (H2-3) | | |
| 202 | M | | 1 | x21p | PL 1/2x5 | 2 | 4 5/16 | | | |
| 202 | M | | 3 | x21n | PL 1/2x5 | 2 | 4 5/16 | | | |
| 202 | M | | 2 | x21t | PL 1/2x5 | 2 | 4 5/16 | | | |
| 202 | K | | 2 | x21m | PL 5/8x5 | 2 | 4 5/16 | | | |
| 202 | M | | 1 | x21s | PL 1/2x5 | 2 | 4 5/16 | | | |

TVGA
Engineering, Surveying, P.C.

☐ NO EXCEPTIONS TAKEN ☐ REJECTED
☒ FURNISH AS CORRECTED
☐ REVISE AND RESUBMIT

ENGINEER has reviewed Shop Drawings and Samples and other data which Contractor is required to submit, only for conformance with the information given in the Contract Documents and compatibility with the design concept of the completed Project as a functioning whole as indicated in the Contract Documents. Such reviews do not extend to means, methods, techniques, sequences or procedures of construction or to safety precautions and programs incident thereto. Contractor is responsible for dimensions to be confirmed and correlated at the job site; for information that pertains solely to the fabrication processes or to techniques of construction; and for coordination of the work of all trades.

BY: [illegible]
DATE: 11-06-2001

| REV. | REMARKS | DATE | DWN | CHK | APP | Q.A. | NO. | DIA. | LGT | TYPE | WASHER |
|---|---|---|---|---|---|---|---|---|---|---|---|
| | OUT FOR APPROVAL | 3-5-01 | | | | | | | | | |
| | OUT FOR APPROVAL | | | | | | | | | | |
| | ISSUED TO SHOP | | | | | | | | | | |
| | FIELD & OFFICE | | | | | | | | | | |

MATERIAL: M270 GR 50W
ELECTRODES:
HOLES: 15/16 ø (UN)
SHOP BOLTS: 7/8 ø (UN)

SURFACE PREP. & PAINT:
-STEEL WITHIN 10'-0 OF ABUT 2 SHALL BE PAINTED (SEE GN1)
-ALL OTHER STEEL SHALL BE BLAST CLEANED AND LEFT UNPAINTED.

DESCRIPTION: STRINGER - S2A

JOB: BRIDGE NO. 43N
I-89 SB OVER U.S. ROUTE 2
I-89 IMPROVEMENTS
TOWN OF MIDDLESEX-BOLTON, VERMONT

TENSOR 2106-N

| | |
|---|---|
| DRAWN BY | PHG |
| DATE | 02/09 |
| CHKD BY | |
| TRM | 02/21 |
| APPROV BY | |
| SUPERVISOR | W. J. GATTI |
| Q.A. | |

PROJ NO. IM-089-2(26)
CUSTOMER: VERMONT AGENCY OF TRANSPORTATION

**CASCO BAY STEEL STRUCTURES, INC.**
75 SPRING HILL ROAD SACO, MAINE 04072
PHONE (207) 282-7360 FAX. (207) 282-1179

JOB NO. 117-43N
DRG. NO. 202
REV. △

PHG Tue Feb 27 09:09:14 EST 2001 /users/_phg/2106-N/202 : Rev0