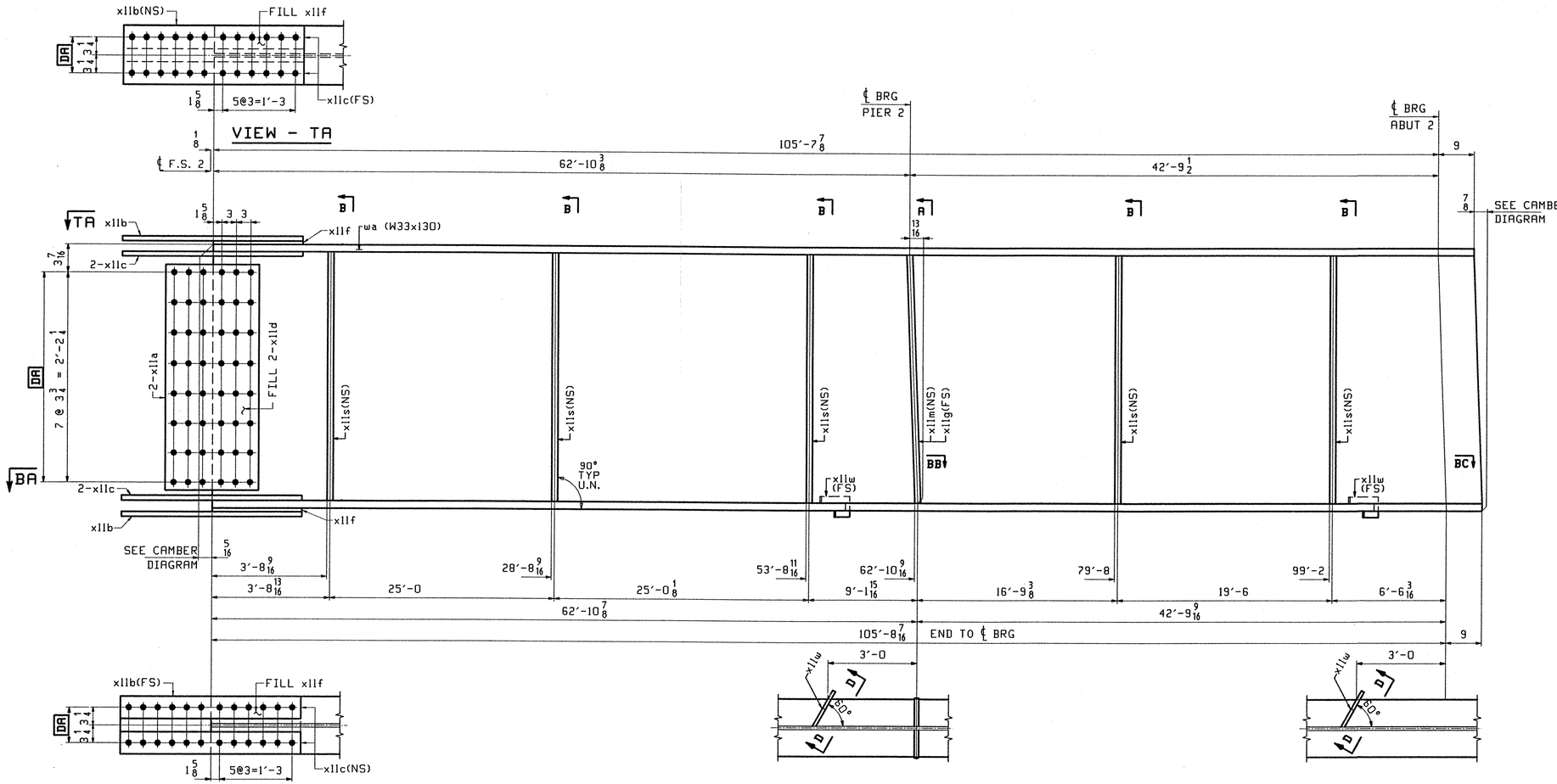

SECTION - BA

SECTION - BB

SECTION - BC

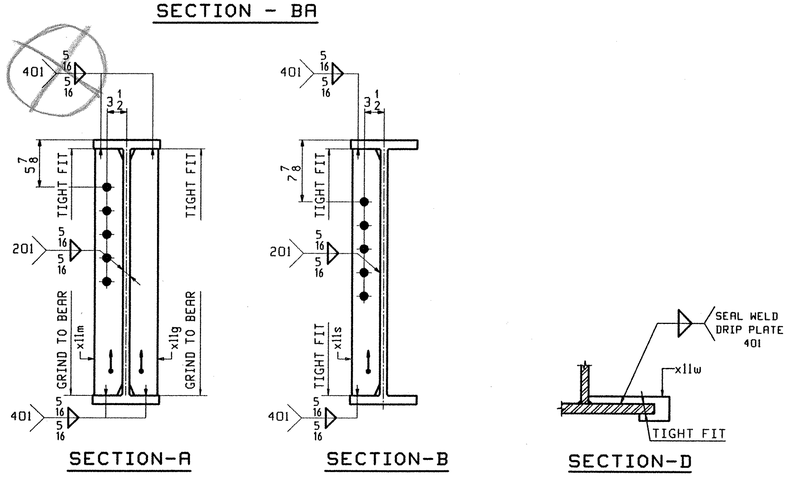

SECTION-A

SECTION-B

SECTION-D

ONE - STRINGER - S1C

1. FOR STRINGER STANDARD DETAILS SEE DRAWING X11.
2. FOR CAMBER AND FLANGE DIAGRAMS SEE DRAWING C102.
3. FOR GENERAL NOTES SEE DRAWING GN1.

TVGA
Engineering, Surveying, P.C.

☐ NO EXCEPTIONS TAKEN ☐ REJECTED
☒ FURNISH AS CORRECTED
☐ REVISE AND RESUBMIT

ENGINEER has reviewed Shop Drawings and Samples and other data which Contractor is required to submit, only for conformance with the information given in the Contract Documents and compatibility with the design concept of the completed Project as a functioning whole as indicated in the Contract Documents. Such review does not extend to means, methods, techniques, sequences or procedures of construction or to safety precautions and programs incident thereto. Contractor is responsible for dimensions to be confirmed and correlated at the job site; for information that pertains solely to the fabrication processes or to techniques of construction; and for coordination of the work of all trades.

BY: Pat W. S. T.
DATE: 3/20/01

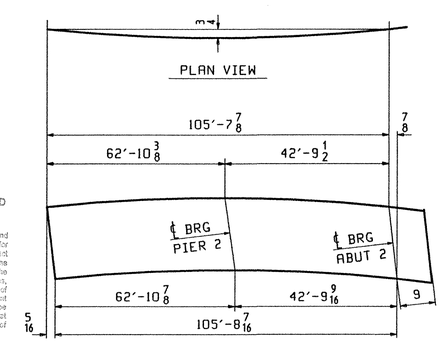

DEV. CAMBER DIAGRAM
SEE CHT. C102

ABM INFO		SHIP	BILL OF MATERIAL					JOB NO.	DRAWING NO.	REV.
									111	
PAGE	LINE	MARK	QTY	MARK	MATERIAL	LENGTH FT	LENGTH INCHES	REMARKS	WT	PROCUREMENT NOTES
		SIC	1		STRINGER				14511	
101	E		1	wa	W 33x130	106	5 3/4	(M270-50WT2) (H2-3)		
102	B		2	x11a	PL 1/2x29 1/2	1	7	(M270-50WT2) (H2-3)		
102	F		2	x11d	PL 16GA x 9 3/8	2	5 1/2	(A606-4) FILL		
102	C		2	x11b	PL 5/8x11 1/2	3	1	(M270-50WT2) (H2-3)		
102	D		4	x11c	PL 3/4x4 1/2	3	1	(M270-50WT2) (H2-3)		
102	G		2	x11f	PL 5/16x11 1/2	1	6 3/8	FILL		
102	M		5	x11s	PL 1/2x5	2	7 3/8			
102	K		1	x11m	PL 5/8x5	2	7 3/8			
102	K		1	x11g	PL 5/8x5	2	7 3/8			
102	P		2	x11w	PL 1/4x2 7/8	0	8 1/4			

REV.	REMARKS	DATE	DWN	CHK	APP	Q.A.	NO.	DIA.	LGT	TYPE	WASHER
	OUT FOR APPROVAL	2-2-01									
	OUT FOR APPROVAL										
	ISSUED TO SHOP										
	FIELD & OFFICE										

MATERIAL: M270 GR 50W U.N.
ELECTRODES:
HOLES: 15/16 ø (UN)
SHOP BOLTS: 7/8 ø (UN)

SURFACE PREP. & PAINT:
-STEEL WITHIN 10'-0 OF ABUT 1 SHALL BE PAINTED (SEE GN1)
-ALL OTHER STEEL SHALL BE BLAST CLEANED AND LEFT UNPAINTED.

DESCRIPTION: STRINGER - S1C

JOB: BRIDGE NO. 43S
I-89 SB OVER U.S. ROUTE 2
I-89 IMPROVEMENTS
TOWN OF MIDDLESEX-BOLTON, VERMONT

TENSOR 2106-5

PROJ NO. IM-089-2(26)

CUSTOMER: VERMONT AGENCY OF TRANSPORTATION

DRAWN BY	DATE
PHG	01/23
CHKD BY	
TRM	01/27
APPROV BY	
SUPERVISOR	W. J. GATTI
Q.A.	

CASCO BAY STEEL STRUCTURES, INC.
75 SPRING HILL ROAD SACO, MAINE 04072
PHONE (207) 282-7360 FAX. (207) 282-1179

JOB NO. 116-43S
DRG. NO. 111
REV. △