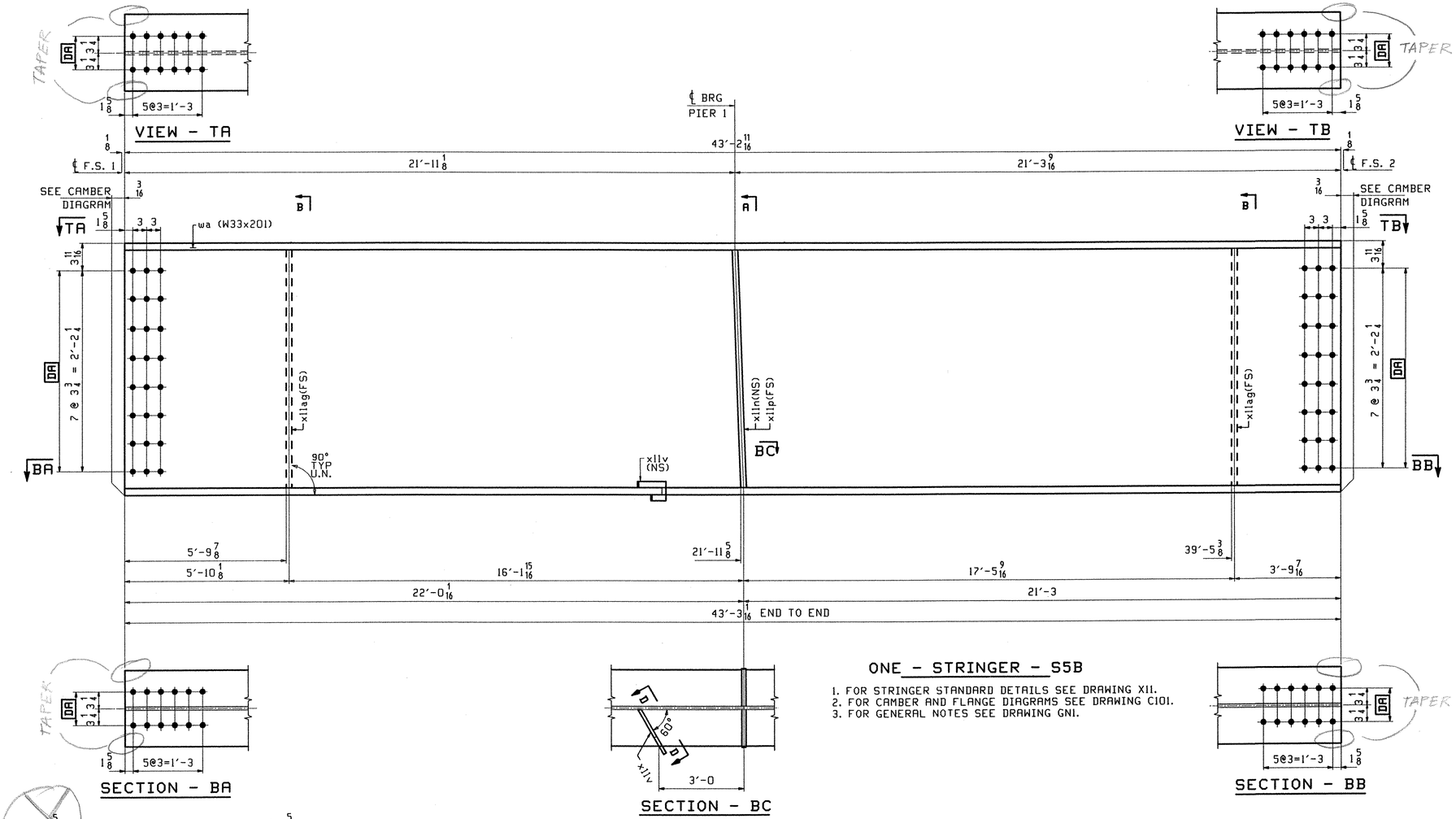

ONE - STRINGER - S5B

1. FOR STRINGER STANDARD DETAILS SEE DRAWING X11.
2. FOR CAMBER AND FLANGE DIAGRAMS SEE DRAWING C101.
3. FOR GENERAL NOTES SEE DRAWING GN1.

SECTION - BA

SECTION - BC

SECTION - BB

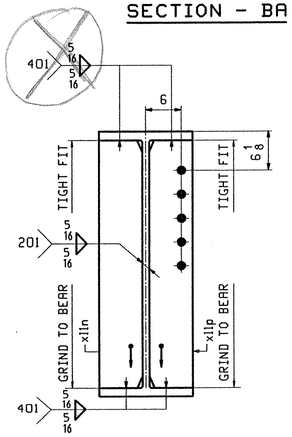

SECTION-A

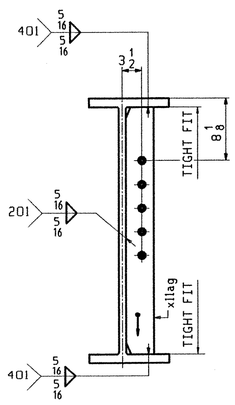

SECTION-B

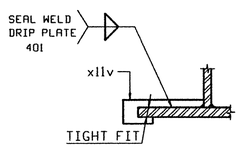

SECTION-D

TVGA
Engineering, Surveying, P.C.

☐ NO EXCEPTIONS TAKEN ☐ REJECTED
☒ FURNISH AS CORRECTED
☐ REVISE AND RESUBMIT

ENGINEER has reviewed Shop Drawings and Samples and other data which Contractor is required to submit, only for conformance with the information given in the Contract Documents and compatibility with the design concept of the completed Project as a functioning whole as indicated in the Contract Documents. Such reviews do not extend to means, methods, techniques, sequences or procedures of construction or to safety precautions and programs incident thereto. Contractor is responsible for dimensions to be confirmed and correlated at the job site; for information that pertains solely to the fabrication processes or to techniques of construction; and for coordination of the work of all trades.

BY: Pete W. Stitt
DATE: 3/20/01

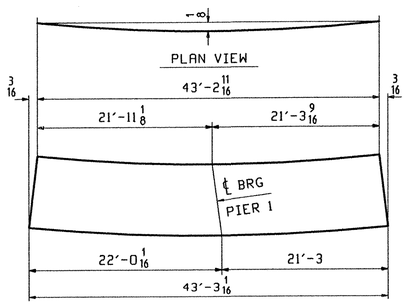

DEV. CAMBER DIAGRAM

SEE SHT. C101

ABM INFO		SHIP	BILL OF MATERIAL					JOB NO.	DRAWING NO.	REV.
									110	
PAGE	LINE	MARK	QTY	MARK	MATERIAL	LENGTH FT	LENGTH INCHES	REMARKS	WT	PROCUREMENT NOTES
		S5B	1		STRINGER				8862	
101	A		1	wa	W 33x201	43	3 1/16	(M270-50WT2) (H2-3)		
102	M		2	x11ag	PL 1/2x5	2	7 3/8			
102	L		1	x11n	PL 7/8x7 3/4	2	7 3/8			
102	L		1	x11p	PL 7/8x7 3/4	2	7 3/8			
102	P		1	x11v	PL 1/4x3 1/8	0	10 11/16			

FOR TAPER DETAIL DRG. NO. 106

REV.	REMARKS	DATE	DWN	CHK	APP	Q.A.	NO.	DIA.	LGT	TYPE	WASHER
	OUT FOR APPROVAL	2-2-01									
	OUT FOR APPROVAL										
	ISSUED TO SHOP										
	FIELD & OFFICE										

MATERIAL: M270 GR 50W
ELECTRODES:
HOLES: 15/16 ø (UN)
SHOP BOLTS: 7/8 ø (UN)

SURFACE PREP. & PAINT:
-STEEL WITHIN 10'-0 OF ABUT 1 SHALL BE PAINTED (SEE GN1)
-ALL OTHER STEEL SHALL BE BLAST CLEANED AND LEFT UNPAINTED.

DESCRIPTION: STRINGER - S5B

JOB: BRIDGE NO. 43S
I-89 SB OVER U.S. ROUTE 2
I-89 IMPROVEMENTS
TOWN OF MIDDLESEX-BOLTON, VERMONT

TENSOR 2106-S

PROJ NO. IM-089-2(26)

CUSTOMER: VERMONT AGENCY OF TRANSPORTATION

	DATE
DRAWN BY	PHG 01/23
CHKD BY	
TRM	01/27
APPROV BY	
SUPERVISOR	W. J. GATTI
Q.A.	

CASCO BAY STEEL STRUCTURES, INC.
75 SPRING HILL ROAD SACO, MAINE 04072
PHONE (207) 282-7360 FAX. (207) 282-1179

JOB NO.	DRG. NO.
116-43S	110
	REV. △

PHG Mon Jan 29 16:38:25 EST 2001 /users/jake/2106-S/110.1 Rev0