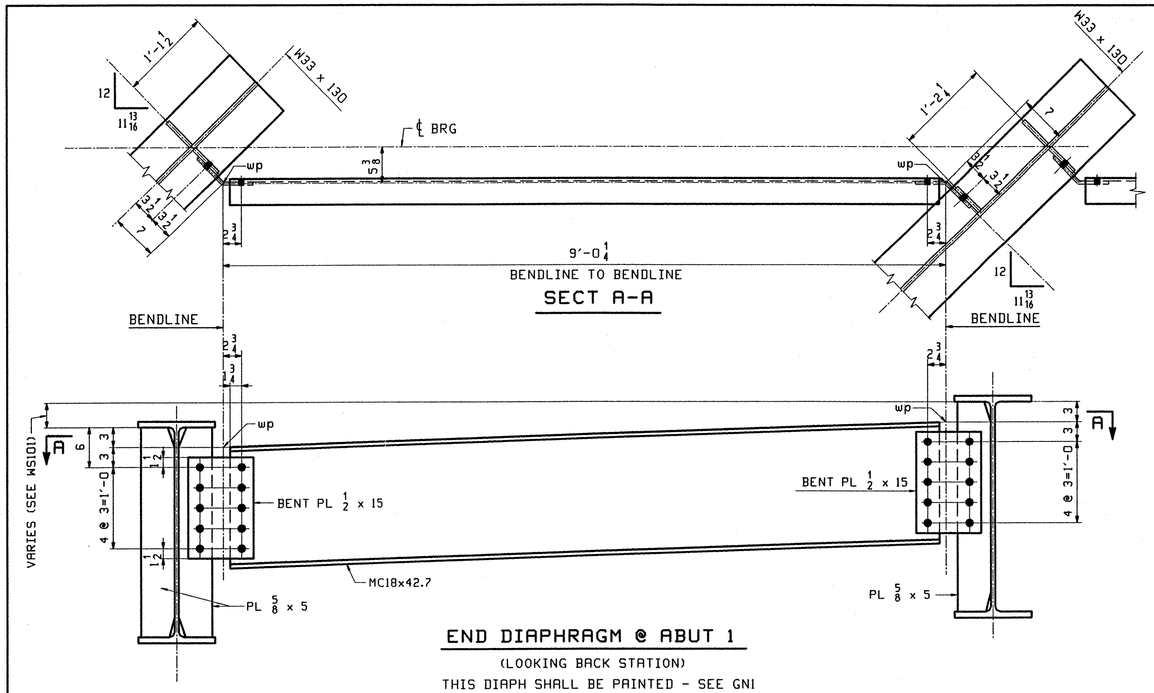


END DIAPHRAGM @ ABUT 1

(LOOKING BACK STATION)

THIS DIAPH SHALL BE PAINTED - SEE GN1

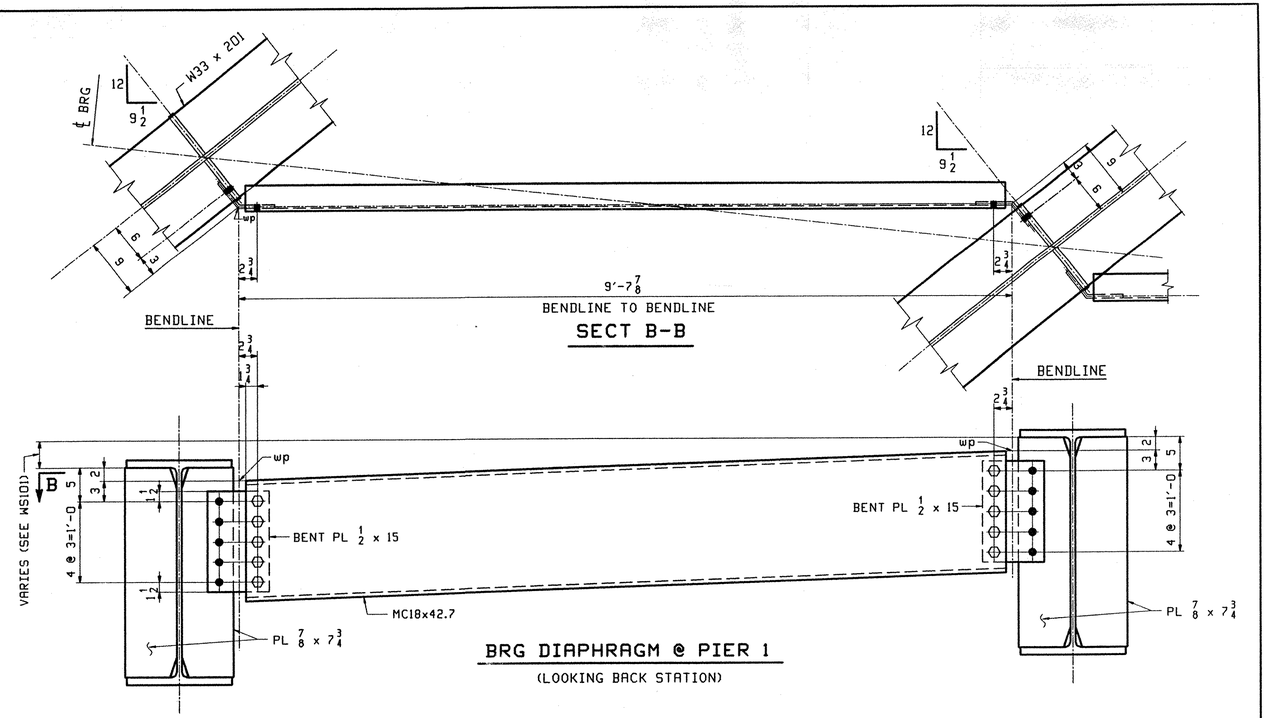


BRG DIAPHRAGM @ PIER 1

(LOOKING BACK STATION)

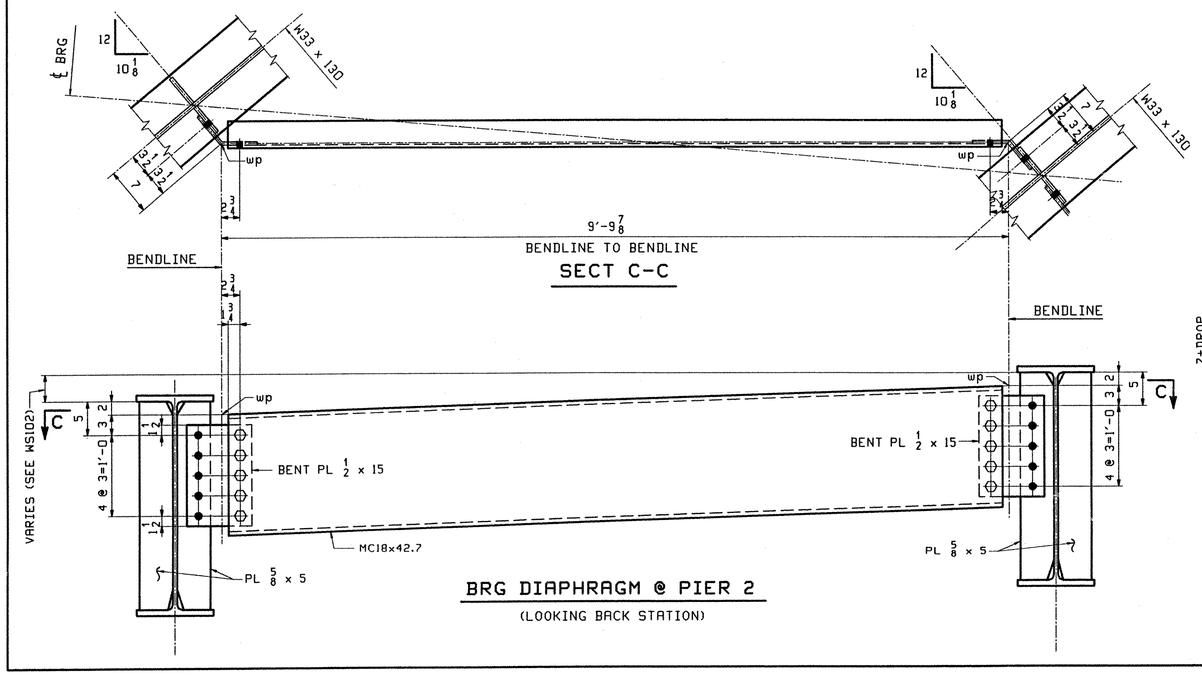


BRG DIAPHRAGM @ PIER 2

(LOOKING BACK STATION)

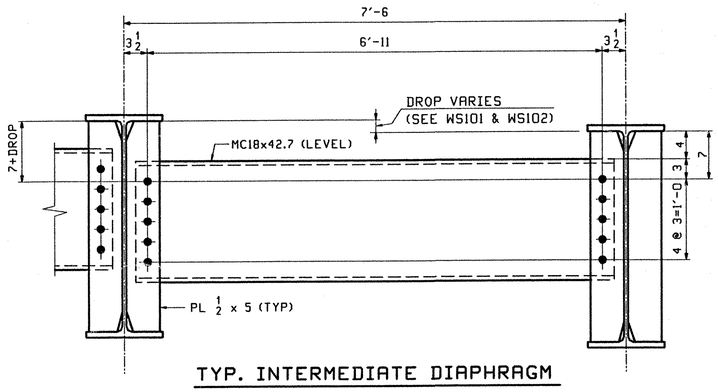


TYP. INTERMEDIATE DIAPHRAGM

(LOOKING BACK STATION)

(NTS)

TVGA
Engineering, Surveying, P.C.

☒ NO EXCEPTIONS TAKEN ☐ REJECTED
☐ FURNISH AS CORRECTED
☐ REVISE AND RESUBMIT

ENGINEER has reviewed Shop Drawings and Samples and other data which Contractor is required to submit, only for conformance with the information given in the Contract Documents and compatibility with the design concept of the completed Project as a functioning whole as indicated in the Contract Documents. Such reviews do not extend to means, methods, techniques, sequences or procedures of construction or to safety precautions and programs incident thereto. Contractor is responsible for dimensions to be confirmed and correlated at the job site; for information that pertains solely to the fabrication processes or to techniques of construction; and for coordination of the work of all trades.

BY: [signature]
DATE: 3/20/01

## DETAILER NOTE

ALL EDGE DISTANCES ARE 1 3/4" U.N.

BENDING LINES ARE TAKEN @ C/L PLATE.

**** NOTE ****
**THE PURPOSE OF THIS DRAWING IS TO COORDINATE GEOMETRIC CONTROL INFORMATION AND CONNECTION SPACING. THIS DWG IS SUBMITTED FOR INFORMATION ONLY & IS NOT INTENDED FOR SHOP FABRICATION. DETAIL DWGS WILL SHOW ALL WELDING AND DIMENSIONS REQ'D FOR FABRICATION.**

SCALE: 1 1/8" = 1'-0

| REV. | REMARKS | DATE | DWN | CHK | APP | Q.A. | NO. | DIA. | LGT | TYPE | WASHER |
|---|---|---|---|---|---|---|---|---|---|---|---|
| | OUT FOR APPROVAL | 2-2-01 | | | | | | | | | |
| | OUT FOR APPROVAL | | | | | | | | | | |
| | ISSUED TO SHOP | | | | | | | | | | |
| | FIELD & OFFICE | | | | | | | | | | |

| MATERIAL: | ELECTRODES: | HOLES: | SHOP BOLTS: |
|---|---|---|---|
| M270 GR 50W | | 15/16 ø (UN) | 7/8 ø (UN) |

SURFACE PREP. & PAINT:
-STEEL WITHIN 10'-0 OF ABUT 1 SHALL BE PAINTED (SEE GN1)
-ALL OTHER STEEL SHALL BE BLAST CLEANED AND LEFT UNPAINTED.

DESCRIPTION: DIAPHRAGM LAYOUTS

JOB: BRIDGE NO. 43S
I-89 SB OVER U.S. ROUTE 2
I-89 IMPROVEMENTS
TOWN OF MIDDLESEX-BOLTON, VERMONT

TENSOR 2106-S

| | DRAWN BY | DATE |
|---|---|---|
| | WL | 01/13 |
| | CHKD BY | |
| | WMJ | 01/15 |
| | APPROV BY | |
| | SUPERVISOR | W. J. GATTI |
| PROJ NO. IM-089-2(26) | Q.A. | |

CUSTOMER: VERMONT AGENCY OF TRANSPORTATION


**CASCO BAY STEEL STRUCTURES, INC.**
75 SPRING HILL ROAD SACO, MAINE 04072
PHONE (207) 282-7360 FAX. (207) 282-1179


| JOB NO. | DRG. NO. |
|---|---|
| 116-43S | TD101 |
| | REV. △ |