| B. P. R. DIV. NO. | STATE | PROJECT NO | SHEET NO. | TOTAL SHEETS |
|---|---|---|---|---|
| 1 | VT | I-89-2(7) | 225 | 251 |

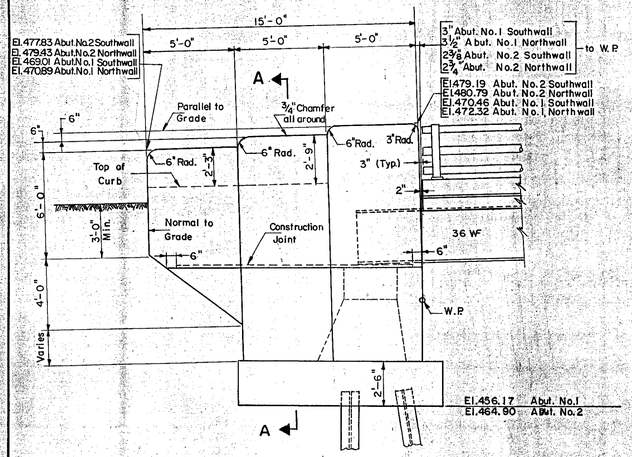


WINGWALLS ABUTMENT NO. 1 AND NO. 2

Scale: 1/4" = 1'-0"

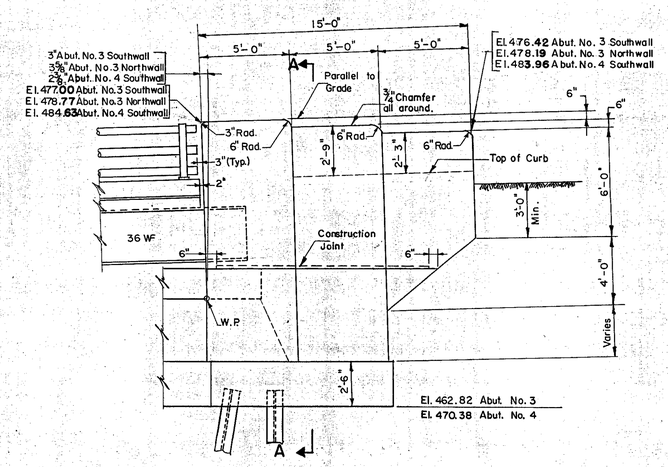


WINGWALLS ABUTMENT NO. 3 AND SOUTH WINGWALL ABUTMENT NO. 4

Scale: 1/4" = 1'-0"

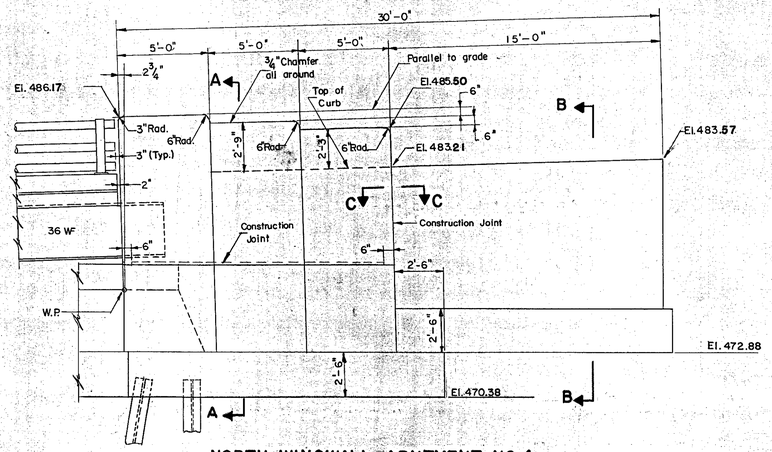


NORTH WINGWALL ABUTMENT NO. 4

Scale: 1/4" = 1'-0"

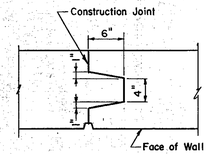


SECTION C-C

Scale: 1" = 1'-0"

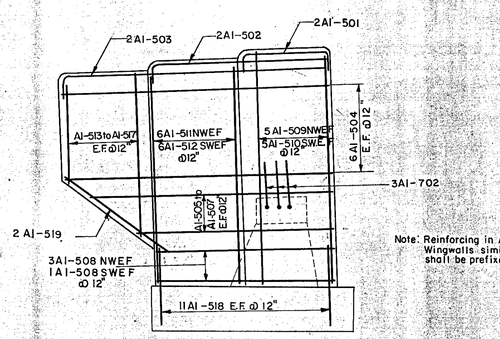


Note: Reinforcing in Abutment No. 2 Wingwalls similar except bars shall be prefixed A2.

TYPICAL WINGWALL REINFORCING ABUTMENT NO. 1

Scale: 1/4" = 1'-0"

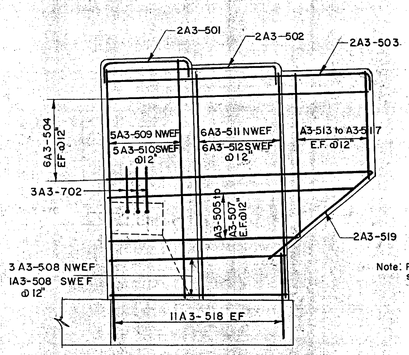


Note: Reinforcing in Abutment No. 4 Southwall similar except bars shall be prefixed A4.

TYPICAL WINGWALL REINFORCING ABUTMENT NO. 3

Scale: 1/4" = 1'-0"

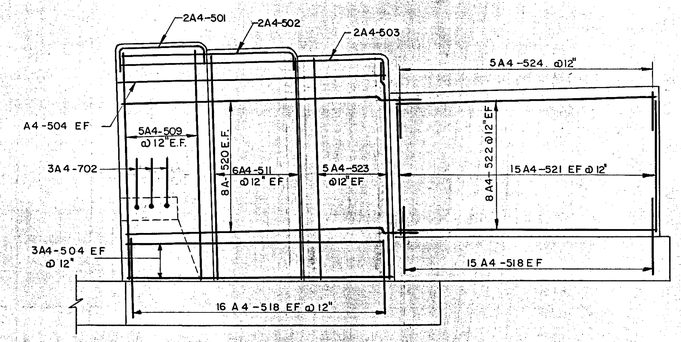


NORTH WINGWALL ABUTMENT NO. 4 REINFORCING

Scale: 1/4" = 1'-0"

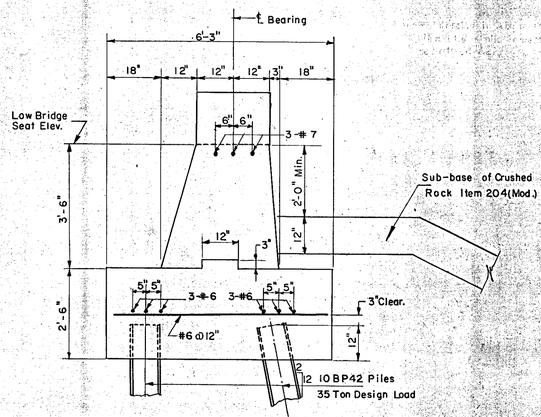


TYPICAL ABUTMENT SECTION

Scale: 1/2" = 1'-0"

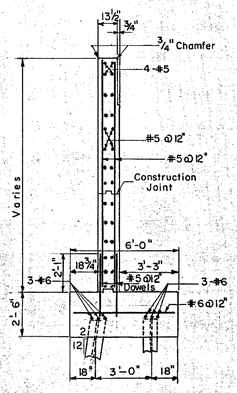


SECTION A-A

Note: All cover to be 2" Clear

Scale: 1/4" = 1'-0"

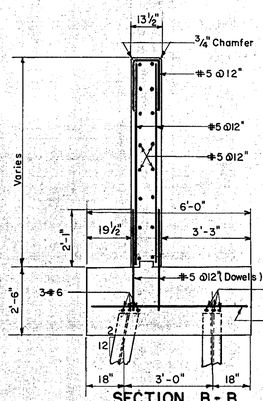


SECTION B-B

Note: All cover to be 2" clear.

Scale: 3/8" = 1'-0"

| ITEM | DESCRIPTION | UNIT | ABUTMENT NO. 1 NET | OVER-RUN | TOTAL | FINAL | ABUTMENT NO. 2 NET | OVER-RUN | TOTAL | FINAL |
|---|---|---|---|---|---|---|---|---|---|---|
| 107 | Structure Excavation | C.Y. | 19 ✓ | ~~-2-~~ | ~~-21-~~ | 19 ✓ | 19 ✓ | ~~-2-~~ | ~~-21-~~ | 19 ✓ |
| 204 | Sub-Base of Crushed Rock (Mod.) | C.Y. | ~~-98-~~ | ~~-15-~~ | ~~-113-~~ | 120 | ~~-98-~~ | ~~-15-~~ | ~~-113-~~ | 117 |
| 222 | Gravel Backfill | C.Y. | 30 ✓ | ~~-8-~~ | ~~-38-~~ | 30 | 27 ✓ | ~~-8-~~ | ~~-35-~~ | 27 |
| 401-B | Concrete Class B (Mod.) | C.Y. | 70 ✓ | ~~-4-~~ | ~~-74-~~ | 70 | ~~-71-~~ | ~~-4-~~ | ~~-75-~~ | 68 |
| 402 | Reinforcing Steel | LBS. | See Reinforcing Schedule Sheet 13 | | | | | | | |
| 407 | Asphaltic-Asbestos Coating | S.Y. | 6 ✓ | - | 6 ✓ | 6 | 6 ✓ | - | 6 ✓ | 6 |
| 504 | Steel Piling | L.F. | ~~-780-~~ | - | ~~-780-~~ | 742 | ~~-735-~~ | - | ~~-735-~~ | 731 |

| ITEM | DESCRIPTION | UNIT | ABUTMENT NO. 3 NET | OVER-RUN | TOTAL | FINAL | ABUTMENT NO. 4 NET | OVER-RUN | TOTAL | FINAL |
|---|---|---|---|---|---|---|---|---|---|---|
| 107 | Structure Excavation | C.Y. | 19 ✓ | ~~-2-~~ | ~~-21-~~ | 19 ✓ | 25 ✓ | ~~-3-~~ | ~~-28-~~ | 25 ✓ |
| 204 | Sub-Base of Crushed Rock (Mod) | C.Y. | ~~-90-~~ | ~~-15-~~ | ~~-105-~~ | 112 | ~~-104-~~ | ~~-15-~~ | ~~-119-~~ | 123 |
| 222 | Gravel Backfill | C.Y. | 30 ✓ | ~~-8-~~ | ~~-38-~~ | 30 | 36 ✓ | ~~-10-~~ | ~~-46-~~ | 36 |
| 401-B | Concrete Class B (Mod) | C.Y. | ~~-70-~~ | ~~-4-~~ | ~~-74-~~ | 67 | 85 ✓ | ~~-5-~~ | ~~-90-~~ | 85 |
| 402 | Reinforcing Steel | LBS | See Reinforcing Schedule Sheet 13 | | | | | | | |
| 407 | Asphaltic-Asbestos Coating | S.Y. | 6 ✓ | - | 6 ✓ | 6 | 6 ✓ | - | 6 ✓ | 6 |
| 504 | Steel Piling | L.F. | ~~-660-~~ | - | ~~-660-~~ | 692 | ~~-713-~~ | - | ~~-713-~~ | 739 |

IM 089-2(26)
This sheet for information only

**BR 50 N & S**

CONTRACT NO. 2

WINGWALLS

STATE OF VERMONT
DEPARTMENT OF HIGHWAYS

INTERSTATE PROJECT in the town of WATERBURY

INTERSTATE OVER U.S. ROUTE 2 (RELOC.) STA. 939+50 STA. 20+00

THE CLARKESON ENGINEERING CO., INC.
CONSULTING ENGINEERS
BOSTON MASSACHUSETTS

| SURVEYED BY | DRAWN BY D.A.T. | CHECKED BY D.S. & J.B. IN CHARGE J.V.B. | SCALE AS NOTED DATE 6-19-58 |
|---|---|---|---|

PROJECT NO. I-89-2(7) SHEET 251 OF 307