B. P. R. DIV.	NO.	STATE	PROJECT NO.	SHEET NO.	TOTAL SHEETS
1		VT.	I-89-2(7)	84	

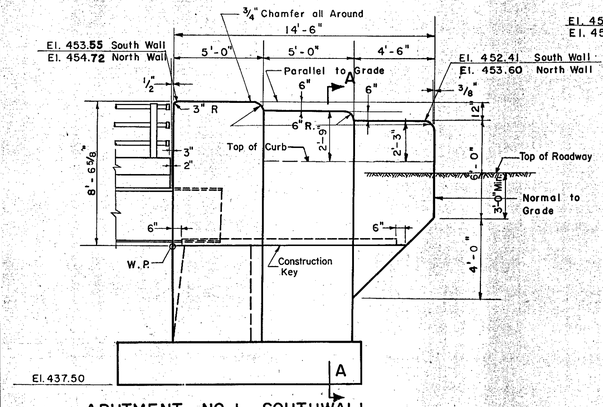

ABUTMENT NO. 1 SOUTHWALL
ABUTMENT NO. 1 NORTHWALL (SIMILAR)

Scale: 1/4" = 1'-0"

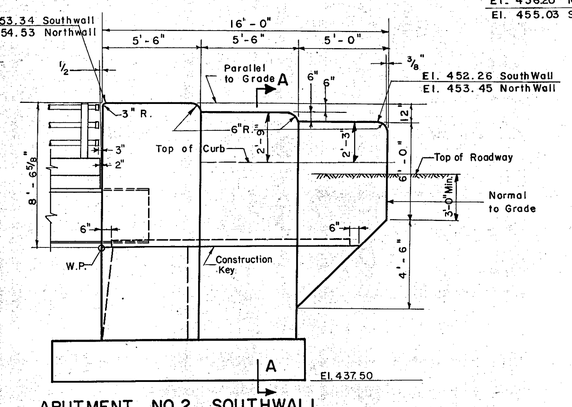

ABUTMENT NO. 2 SOUTHWALL
ABUTMENT NO. 2 NORTHWALL (SIMILAR)

Scale: 1/4" = 1'-0"

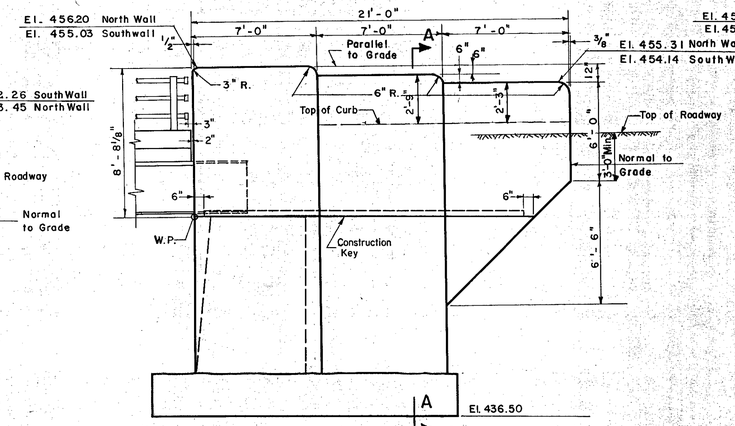

ABUTMENT NO. 3 NORTHWALL
ABUTMENT NO. 3 SOUTHWALL (SIMILAR)

Scale: 1/4" = 1'-0"

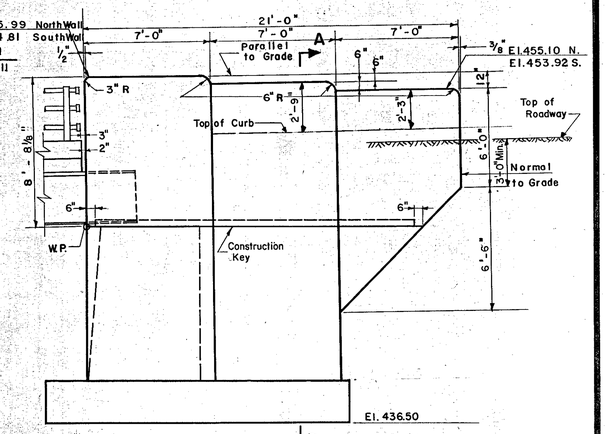

ABUTMENT NO. 4 NORTHWALL
ABUTMENT NO. 4 SOUTHWALL (SIMILAR)

Scale: 1/4" = 1'-0"

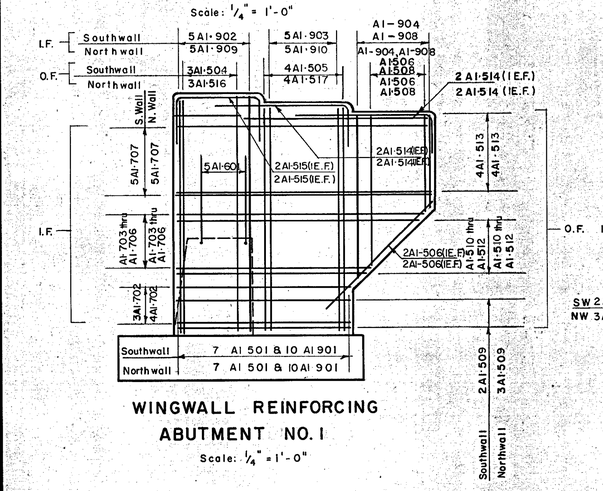

WINGWALL REINFORCING
ABUTMENT NO. 1

Scale: 1/4" = 1'-0"

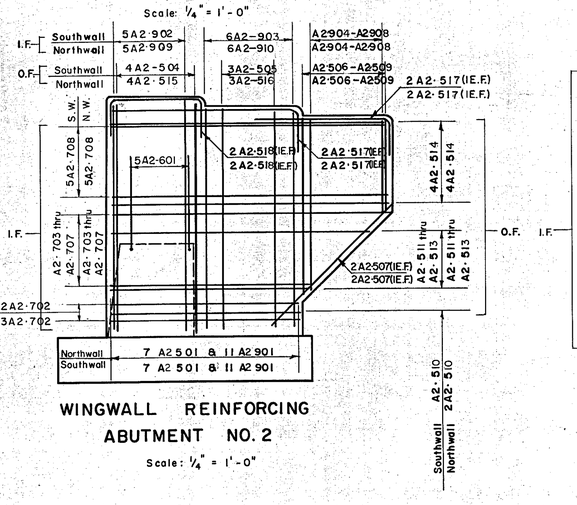

WINGWALL REINFORCING
ABUTMENT NO. 2

Scale: 1/4" = 1'-0"

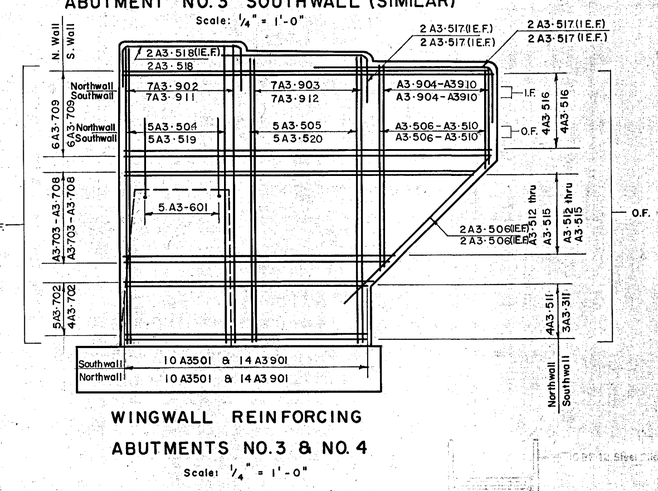

WINGWALL REINFORCING
ABUTMENTS NO. 3 & NO. 4

Scale: 1/4" = 1'-0"

NOTE: Reinforcement indicated is for Abutment No. 3, Abutment No. 4 similar except prefixed A4

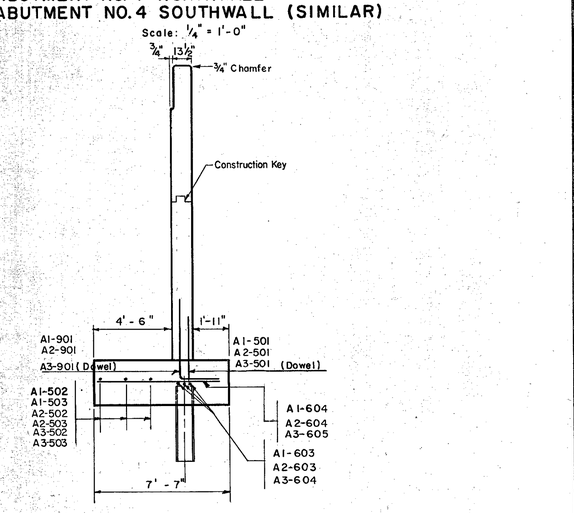

SECTION A-A

Scale: 1/4" = 1'-0"

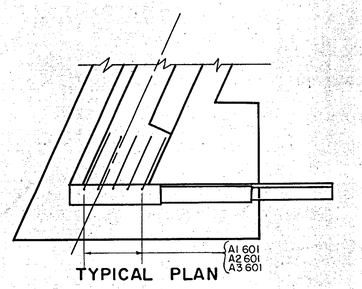

TYPICAL PLAN

WINGWALL REINFORCING

Scale: 1/4" = 1'-0"

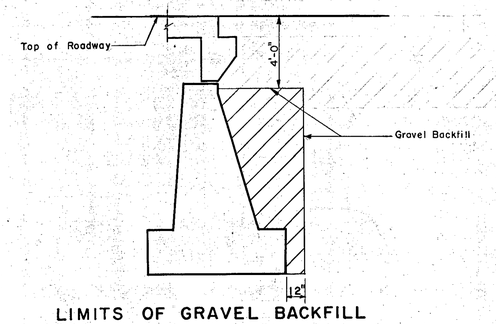

LIMITS OF GRAVEL BACKFILL

Scale: 1/4" = 1'-0"

FOR PILE SPLICE DETAIL SEE STANDARD SHEET SB-20-56

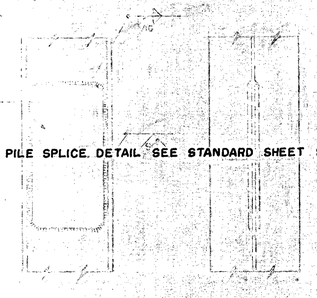

PILE SPLICE DETAILS

IM 089-2(26)
This sheet for information only

BR 48 N & S

CONTRACT NO. 1

WINGWALLS

STATE OF VERMONT
DEPARTMENT OF HIGHWAYS

INTERSTATE PROJECT in the town of
WATERBURY

INTERSTATE STA. 865 + 24
OVER
LITTLE RIVER STA. 5 + 15

THE CLARKESON ENGINEERING CO. INC.
CONSULTING ENGINEERS
BOSTON MASSACHUSETTS

SURVEYED BY	CHECKED BY B.K. & J.B.	SCALE AS SHOWN
DRAWN BY B.S.S.	IN CHARGE J.V.B.	DATE 8-20-57

PROJECT NO. I-89-2(7) SHEET 229 OF 307