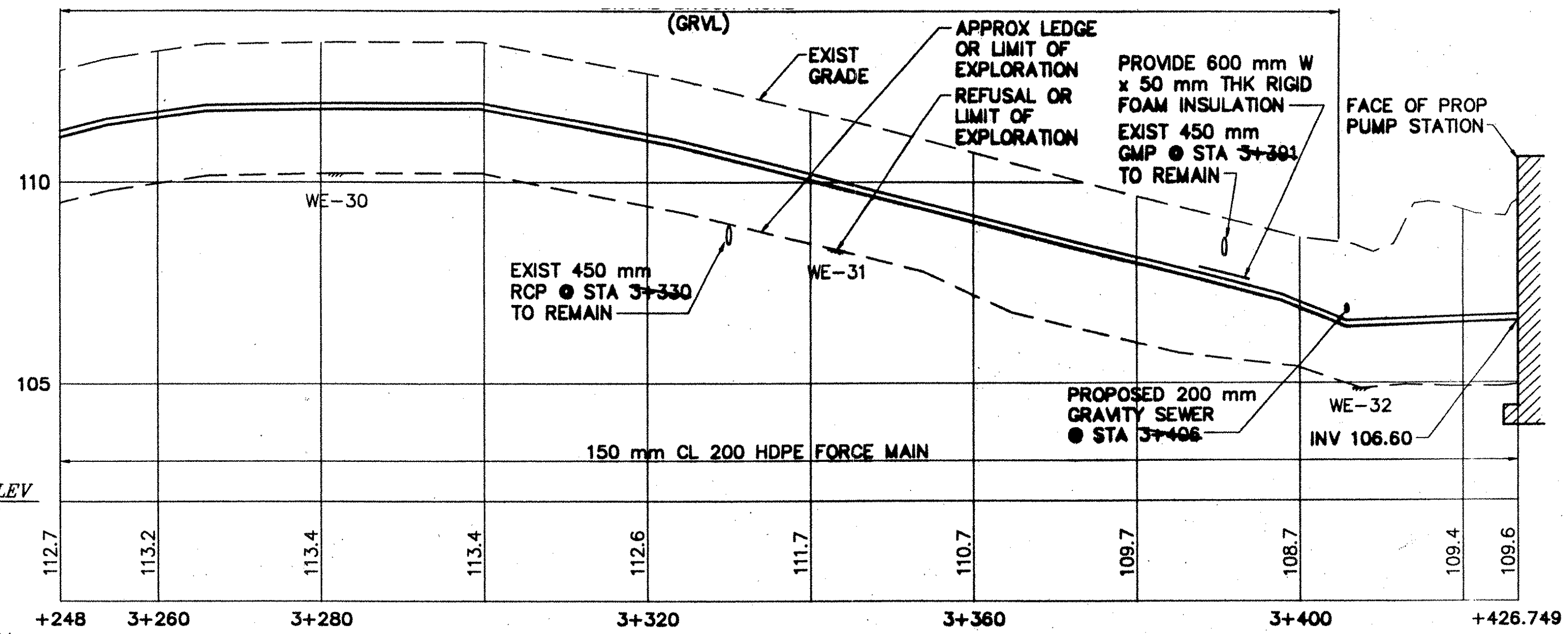
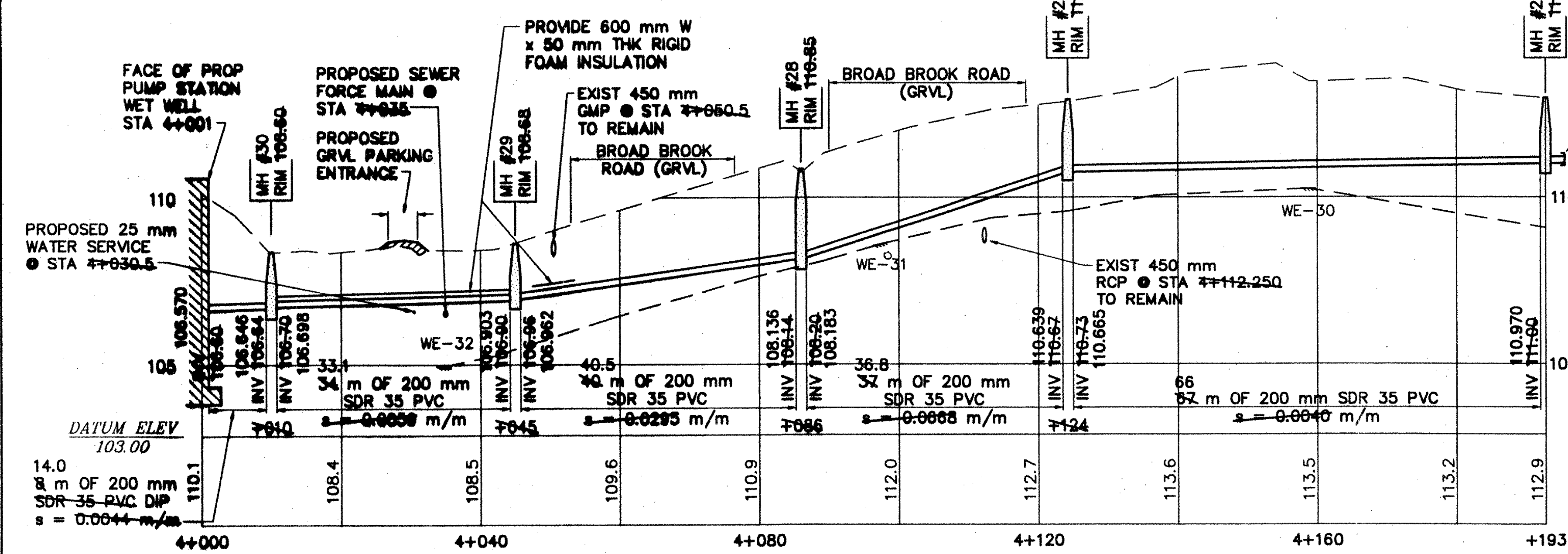


**PLAN**  
SCALE: 1:500

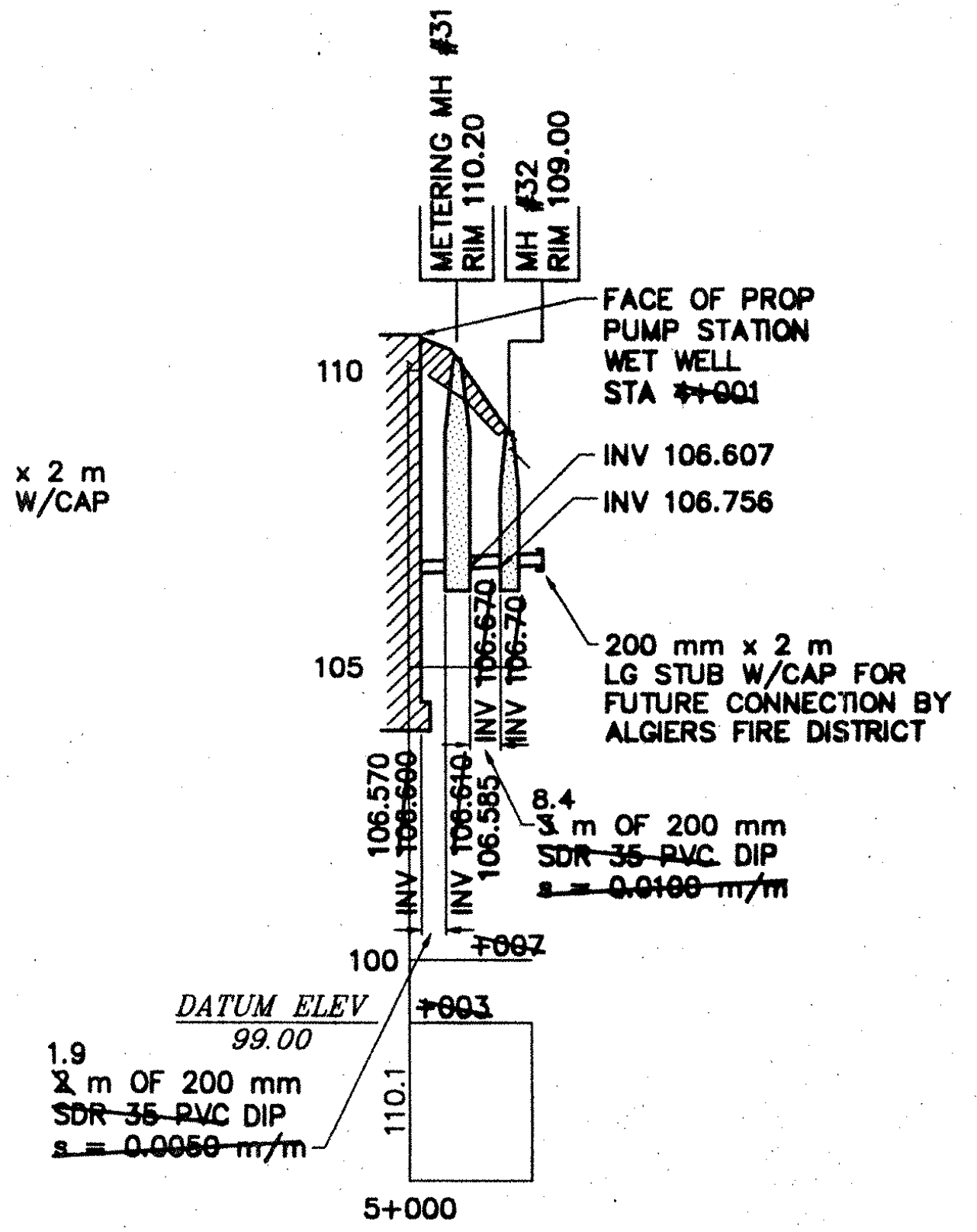


**FORCE MAIN PROFILE**  
SCALE: 1:500 H  
1:100 V

**NOTE:**  
FOR WATER MAIN PROFILE  
SEE SHT 19



**GRAVITY SEWER PROFILE**  
SCALE: 1:500 H  
1:100 V



**GRAVITY SEWER PROFILE**  
SCALE: 1:500 H  
1:100 V

# RECORD DRAWING

SHOWN PICTORALLY  
MAY NOT BE TO SCALE

THESE AS-BUILT OR RECORD DRAWINGS  
HAVE BEEN PREPARED, IN PART, ON THE  
BASIS OF INFORMATION COMPILED AND  
FURNISHED BY OTHERS. THE ENGINEER WILL  
NOT BE RESPONSIBLE FOR ANY ERRORS OR  
OMISSIONS WHICH HAVE BEEN INCORPORATED  
INTO THIS DOCUMENT AS A RESULT OF  
INFORMATION BY OTHERS.


GUILFORD  
IM 091-1(33)  
This sheet for information only.  
BR 3 N&S  
Sheet 114 of 114



| NO. | DATE     | REVISIONS                     | DRWN | CHKD |
|-----|----------|-------------------------------|------|------|
| 5   | 9/30/98  | AS-BUILT INFORMATION ADDED    | DSM  | KAS  |
| 4   | 12/26/96 | CONTRACT PLANS                | DSM  | MPY  |
| 3   | 11/11/96 | FINAL REVIEW REVISIONS        | DSM  | MPY  |
| 2   | 6/4/96   | REVISIONS PER REVIEW COMMENTS | DSM  | MPY  |
| 1   | 4/8/96   | REVISIONS PER REVIEW COMMENTS | DSM  | MPY  |

**TIMOTHY D. SMITH & ASSOCIATES, PC ARCHITECTS**  
OLD RAILROAD STATION NORTH BENNINGTON, VERMONT 05257  
802-442-8184 FAX 802-442-5241

**WRIGHT ENGINEERING, LTD. CIVIL ENGINEERS**  
128 MERCHANTS ROW - P.O. BOX 178 RUTLAND, VERMONT 05702-0176  
802-775-2511 FAX 802-775-8915



PROJECT NO. IM 091-1 (29)  
**WATER & SEWER EXTENSION PROJECT**  
TOWN OF GUILFORD  
TOWN OF BRATTLEBORO

SHEET TITLE: **SANITARY SEWER/WATER PLAN AND  
SANITARY SEWER PROFILE**

DSGN BY: JAC  
DRWN BY: DSM  
CHKD BY: JAC  
CHKD BY: MPY

STATE OF VERMONT  
**AGENCY OF TRANSPORTATION**  
SOUTHEAST VERMONT WELCOME CENTER  
GUILFORD, VERMONT

DATE: 1-2-96  
SHEET NO. 114 OF 114 SHEETS