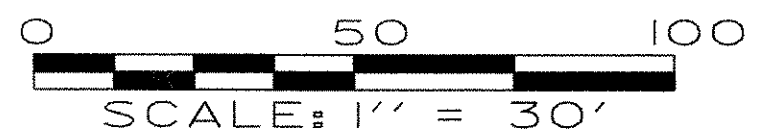
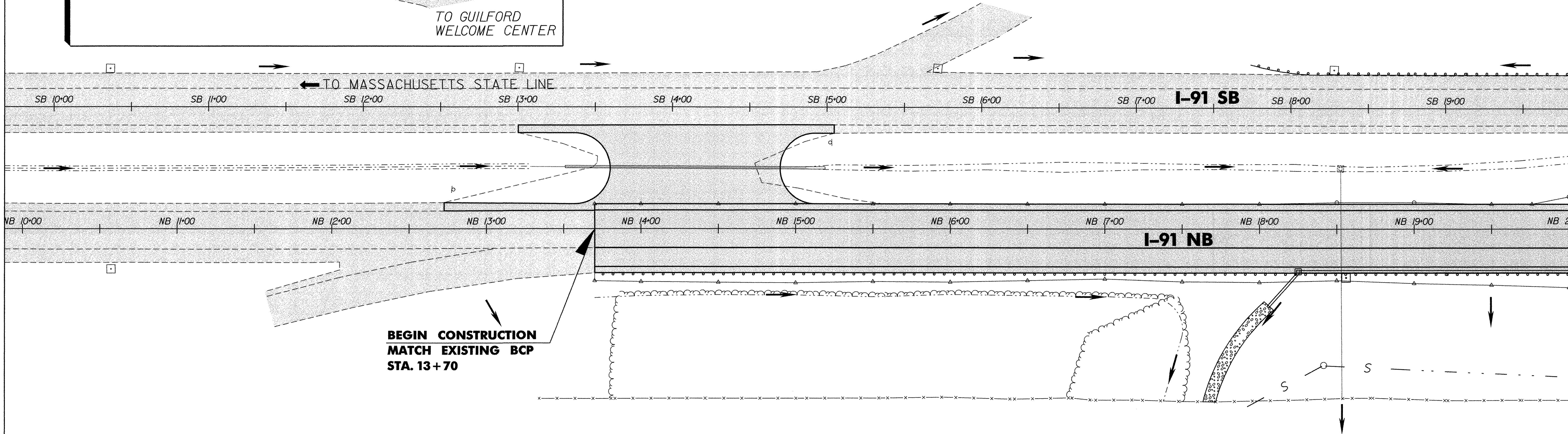



CONVENTIONAL SYMBOLS

	Wooded Area
	Edge of Roadway
	Fence
	Guard Rail
	Drainage Pipe
	Ditch
	Edge of River
	Runoff Flow Direction
	Sewer Line



EPSC - FINAL CONDITIONS

PROJECT NAME: GUILFORD	PLOT DATE: 28-MAY-2008
PROJECT NUMBER: IM 091-(133)	DRAWN BY: Weeber
FILE NAME: 95a176/str/sal76epscfinal.dgn	CHECKED BY: Farnsworth
PROJECT LEADER: Farnsworth	SHEET 95A OF 114
DESIGNED BY: STRI	