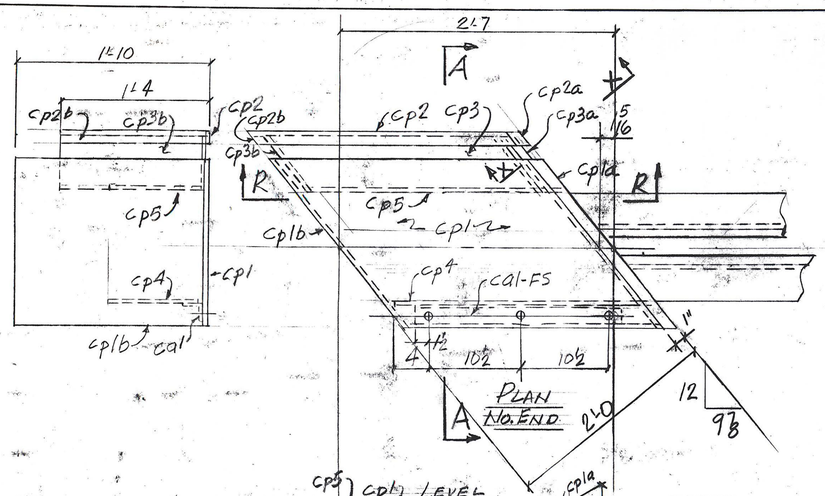

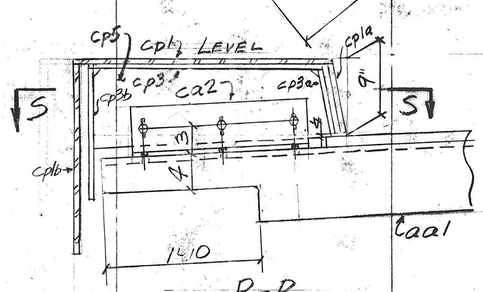

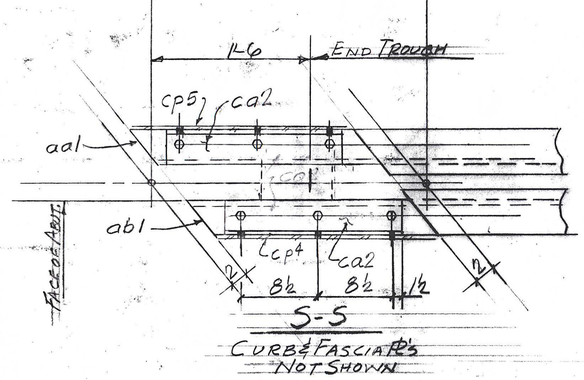

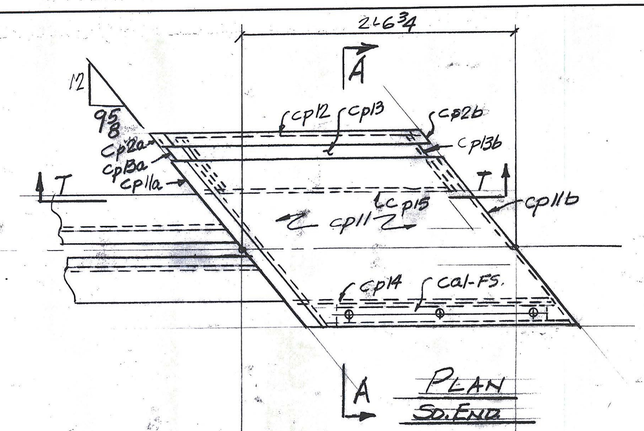

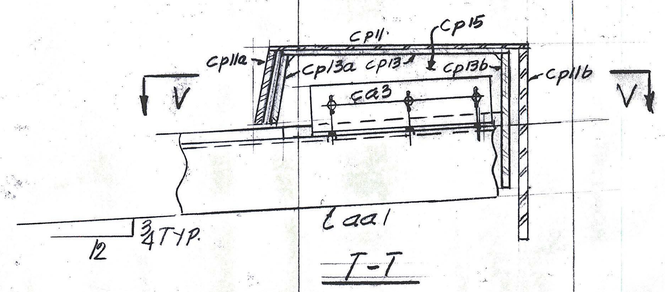

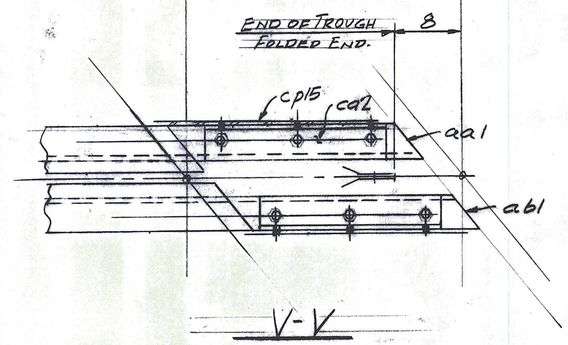

DIM'S. NOT SHOWN - SAME AS NORTH END.

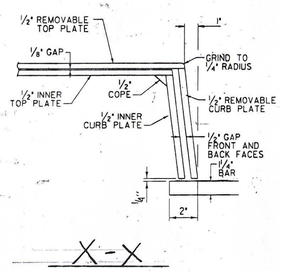

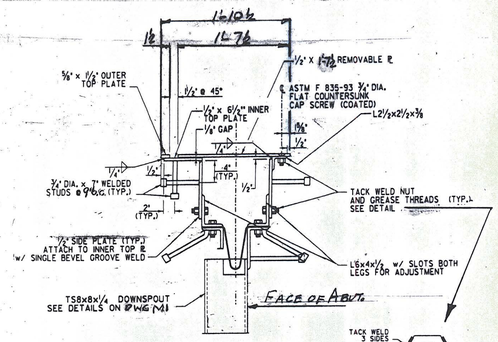

SECTION A-A

NUT WELD DETAIL

SHOP BILL

ABM INFO

JOB NO. 438 DRG. NO. J1A

PAGE	LINE	NO.		DESCRIPTION	FT	IN	ASSEM. MARK	SHIPPING MARK	REMARKS	WEIGHT
		1		EXP JOINT	46	0±		EJ1		—
			1	L8x4x1/2	46	0±	aa1			
			1	DO	46	0±	ab1			
			8	BAR 5/8x14	10	3±	bb1			
			10	PL 1/2x8		10	ba1			
			10	PL 1/2x6		10	bf1			
			78	3/4"ø HEX BOLTS		2 1/2	ma1		W/HEAVY HEX NUTS	W/HEAVY HEX NUTS
			90	3/4"ø ANC STUDS		10	mc1			
			1	1/2"ø GALV. BOLT		1"	SHOP		W/NUTS & 2 WASH.	W/NUTS & 2 WASH.
			1	PREFORMED FILLER 5/8x2x26	47	0±	mf1		SPLY PER SUBSECT 506.15	SPLY PER SUBSECT 506.15
			2	BUTTA-COBAX TAPE 1/16x3	47	0±	mg1		PER SUBSECT 506.15	PER SUBSECT 506.15
		40	40	1"ø THREADED RODS		7		TS1		
		160	160	1"ø HEX NUTS				FIELD		
		160	160	PL 3/8x3		3		W1	PL FOR SH.	
		5		PL 1/2x8		9		AP1		
			20	3/4"ø ANC STUDS		10	mc1			
			8	L4x4x1/2	1	0	sa1			
			16	3/4"ø BOLTS		3	SHOP			
BRUSH CURBS										
			ca1	PL 1/2x19 1/2	3	9 1/2	cp1			
			4	PL 1/2x8 3/4	2	1 3/4	cp1a			
			1	PL 1/2x2 1/2	2	1 3/4	cp1b			
			2	BAR 1/2x5/8	2	7±	cp2			
			2	BAR 1/2x1"		7 3/4	cp2a			
			2	BAR 1/2x1"	1	3 1/2	cp2b			
			1	PL 1/2x6 1/2	2	8 3/8	cp3			
			1	PL 1/2x7 3/8		8 3/8	cp3a			
			1	PL 1/2x8 3/8	1	2 1/2	cp3b			
			1	PL 1/2x9 3/4	2	4 1/2±	cp4			
			1	PL 1/2x9 3/4	2	2±	cp5			
			1	PL 1/2x19 1/2	3	9 1/2	cp11			
			1	PL 1/2x8 3/4	2	1±	cp11a			
			1	PL 1/2x2 1/2	2	1±	cp11b			
			1	PL 1/2x6 1/2	2	8 1/2	cp13			
			1	PL 1/2x7 3/8		8 1/4	cp13a			
			1	PL 1/2x8 3/4	1	2 1/2	cp13b			
			1	PL 1/2x6 3/8	2	4±	cp14			
			1	PL 1/2x6 3/8	2	1 1/2±	cp15			
			2	L2 1/2x2 1/2x3/8	2	0	ca1			
			2	L6x4x1/2	1	8	ca2			
			6	3/4"ø CTSK-FILL CAP SCREWS		2	SHOP		*ASTM F835-93	
			18	3/4"ø ANC STUDS		7	DO			
			24	3/4"ø HEX BOLTS		2 1/2	DO			

PAY ITEM: 516.11

OUT FOR APPROVAL	4/14/10									
OUT FOR APPROVAL										
ISSUED TO SHOP										
FIELD & OFFICE										

REV.	REMARKS	DATE	DWN	CHK	APP	Q.A.	NO.	DIA.	LGT	TYPE	WASHER

PROJECT NO. IM 091-1(31) STATE PROJECT NO. BRIDGE No. 19A

MATERIAL: AASHTO M270-Gr36 ELECTRODES: SEE PROC HOLES: AS NOTED SHOP BOLTS: 3/4" A325 GALV.

SURFACE PREP. & PAINT:

GALVANIZE PER SUBSECT. 506.15

SHOP DRAWINGS ARE REVIEWED ONLY FOR THE SUBJECT OF REVIEW UNLESS NOTED OTHERWISE

NO EXCEPTION TAKEN	X
REVISE AS NOTED RESUBMISSION NOT REQUIRED	
REVISE AS NOTED RESUBMISSION REQUIRED	
REJECTED	

Stantec

DATE 4/22/10

SIGNATURE

REVIEW BY STANTEC IS FOR THE SOLE PURPOSE OF ASCERTAINING GENERAL CONFORMITY WITH DESIGN. CONTRACTOR IS RESPONSIBLE FOR DIMENSIONS, FABRICATION AND CONSTRUCTION METHODS, COORDINATION OF SUB-TRADES, DETAIL DESIGN OF COMPONENTS, AND ERRORS OR OMISSIONS ON SHOP DRAWINGS.

DESCRIPTION: BRUSH CURBS - ABUT #1

JOB: US ROUTE 5 OVER I 91 PUTNEY, VERMONT

CUSTOMER: J.A. McDONALD

	DRAWN BY	DATE
	JPF	3-10
	CHKD BY	
	GR.	
	APPROV BY	
	Q.A.	
	JOB NO.	DRG. NO.
	438	J1A
		REV. △

CASCO BAY STEEL STRUCTURES, INC.
75 SPRING HILL ROAD SACO, MAINE 04072
PHONE (207) 282-7360 FAX. (207) 282-1179

1" = 1'-0