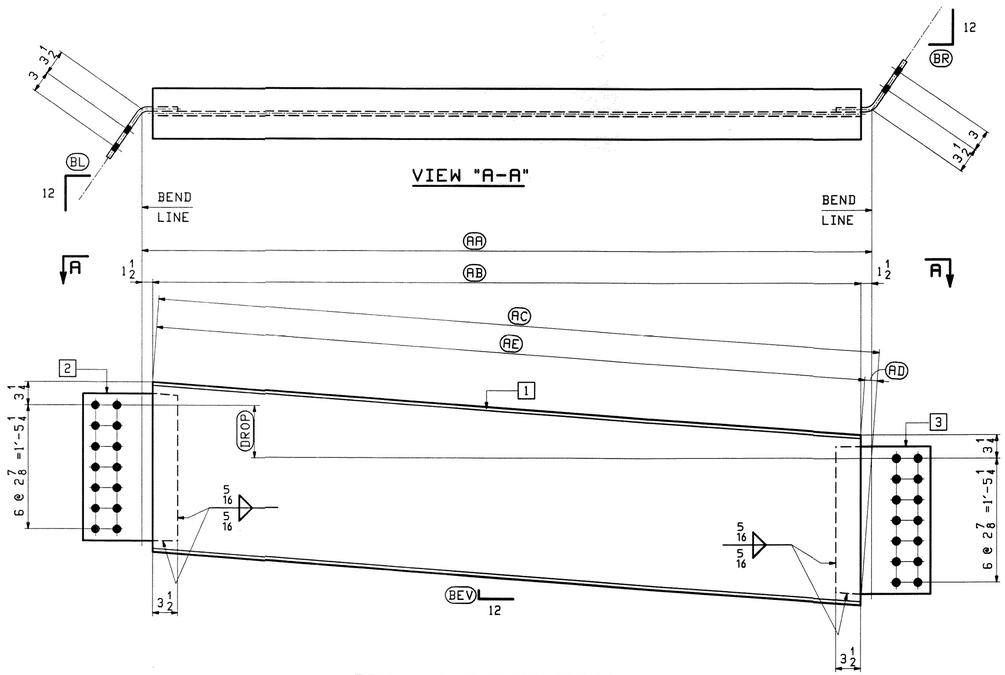

PIER 2 & 3 DIAPHRAGMS

	MARK	QTY.	BEV	BL	BR	DROP	AA	AB	AC	AD	AE	1	2	3
LINE 5-4	24D1	1	7/8	11 11/16	11 9/16	7 1/4	8'-6 1/16	8'-3 1/16	8'-5 1/16	1 3/4	8'-3 5/16	a24	m24	aa24
LINE 4-3	24D2	1	7/8	11 1/2	11 3/8	7 5/16	8'-6 15/16	8'-3 15/16	8'-5 15/16	1 3/4	8'-4 3/16	b24	n24	ab24
LINE 3-2	24D3	1	7/8	11 5/16	11 1/8	7 5/16	8'-7 15/16	8'-4 15/16	8'-6 7/8	1 11/16	8'-5 3/16	c24	p24	ac24
LINE 2-1	24D4	1	7/8	11 1/8	10 15/16	7 5/16	8'-8 15/16	8'-5 15/16	8'-7 7/8	1 11/16	8'-6 3/16	d24	s24	ad24
LINE 5-4	24D5	1	13/16	9 15/16	9 3/4	7 7/16	9'-3 15/16	9'-0 15/16	9'-2 13/16	1 5/8	9'-1 3/16	f24	t24	af24
LINE 4-3	24D6	1	13/16	9 3/4	9 9/16	7 1/2	9'-5 3/8	9'-2 3/8	9'-4 1/4	1 5/8	9'-2 5/8	g24	v24	ag24
LINE 3-2	24D7	1	13/16	9 1/2	9 3/8	7 1/2	9'-6 7/8	9'-3 7/8	9'-5 11/16	1 9/16	9'-4 1/8	h24	w24	ah24
LINE 2-1	24D8	1	13/16	9 5/16	9 1/8	7 1/2	9'-8 7/16	9'-5 7/16	9'-7 1/4	1 9/16	9'-5 11/16	k24	y24	ak24

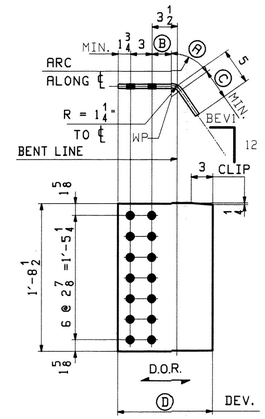

BENT PL'S

MARK	QTY.	BEV1	Ⓐ	Ⓑ	Ⓒ	Ⓓ
m24	1	11 11/16	1	3	4 1/2	1'-1 1/4
n24	1	11 1/2	1	2 15/16	4 7/16	1'-1 1/8
p24	1	11 5/16	1	2 15/16	4 7/16	1'-1 1/8
s24	1	11 1/8	1	2 15/16	4 7/16	1'-1 1/8
t24	1	9 15/16	1 1/8	2 15/16	4 7/16	1'-1 1/4
v24	1	9 3/4	1 1/8	2 7/8	4 3/8	1'-1 1/8
w24	1	9 1/2	1 1/8	2 7/8	4 3/8	1'-1 1/8
y24	1	9 5/16	1 1/8	2 7/8	4 3/8	1'-1 1/8

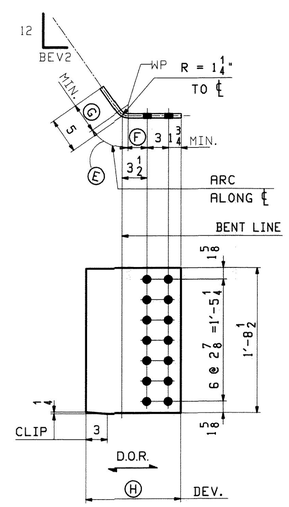

BENT PL'S

MARK	QTY.	BEV2	Ⓔ	Ⓕ	Ⓖ	Ⓗ	MARK	QTY.	BEV2	Ⓔ	Ⓕ	Ⓖ	Ⓗ
aa24	1	11 9/16	1	2 15/16	4 7/16	1'-1 1/8	af24	1	9 3/4	1 1/8	2 7/8	4 3/8	1'-1 1/8
ab24	1	11 3/8	1	2 15/16	4 7/16	1'-1 1/8	ag24	1	9 9/16	1 1/8	2 7/8	4 3/8	1'-1 1/8
ac24	1	11 1/8	1	2 15/16	4 7/16	1'-1 1/8	ah24	1	9 3/8	1 1/8	2 7/8	4 3/8	1'-1 1/8
ad24	1	10 15/16	1 1/16	2 15/16	4 7/16	1'-1 3/16	ak24	1	9 1/8	1 1/8	2 7/8	4 3/8	1'-1 1/8

BILL OF MATERIAL

JOB NO. 438 — DRAWING NO. 24 — REV.

ABM INFO PAGE	ABM INFO LINE	SHIP MARK	QTY	MARK	MATERIAL	LENGTH FT	LENGTH INCHES	REMARKS	WT	PROCUREMENT NOTES
		24D1	1		PIER DIAPHRAGM				540	
7	G		1	a24	W 24x55	8	5 1/16	M270-50WT2		
7	J		1	m24	PL 1/2x20 1/2	1	1/4	(BENT) M270-50WT2		
7	J		1	aa24	PL 1/2x20 1/2	1	1/8	(BENT) M270-50WT2		
		24D2	1		PIER DIAPHRAGM				544	
7	G		1	b24	W 24x55	8	5 15/16	M270-50WT2		
7	J		1	n24	PL 1/2x20 1/2	1	1/8	(BENT) M270-50WT2		
7	J		1	ab24	PL 1/2x20 1/2	1	1/8	(BENT) M270-50WT2		
		24D3	1		PIER DIAPHRAGM				548	
7	G		1	c24	W 24x55	8	6 7/8	M270-50WT2		
7	J		1	p24	PL 1/2x20 1/2	1	1/8	(BENT) M270-50WT2		
7	J		1	ac24	PL 1/2x20 1/2	1	1/8	(BENT) M270-50WT2		
		24D4	1		PIER DIAPHRAGM				553	
7	G		1	d24	W 24x55	8	7 7/8	M270-50WT2		
7	J		1	s24	PL 1/2x20 1/2	1	1/8	(BENT) M270-50WT2		
7	J		1	ad24	PL 1/2x20 1/2	1	3/16	(BENT) M270-50WT2		
		24D5	1		PIER DIAPHRAGM				585	
7	H		1	f24	W 24x55	9	2 13/16	M270-50WT2		
7	J		1	t24	PL 1/2x20 1/2	1	1/4	(BENT) M270-50WT2		
7	J		1	af24	PL 1/2x20 1/2	1	1/8	(BENT) M270-50WT2		
		24D6	1		PIER DIAPHRAGM				591	
7	H		1	g24	W 24x55	9	4 1/4	M270-50WT2		
7	J		1	v24	PL 1/2x20 1/2	1	1/8	(BENT) M270-50WT2		
7	J		1	ag24	PL 1/2x20 1/2	1	1/8	(BENT) M270-50WT2		
		24D7	1		PIER DIAPHRAGM				597	
7	H		1	h24	W 24x55	9	5 11/16	M270-50WT2		
7	J		1	w24	PL 1/2x20 1/2	1	1/8	(BENT) M270-50WT2		
7	J		1	ah24	PL 1/2x20 1/2	1	1/8	(BENT) M270-50WT2		
		24D8	1		PIER DIAPHRAGM				605	
7	H		1	k24	W 24x55	9	7 1/4	M270-50WT2		
7	J		1	y24	PL 1/2x20 1/2	1	1/8	(BENT) M270-50WT2		
7	J		1	ak24	PL 1/2x20 1/2	1	1/8	(BENT) M270-50WT2		

REV.	DATE	REMARKS	DWN	CHK	APVL	SHOP
0					JAN 2 9 2010	

MATERIAL: M270-50W (UN) — SURFACE PREP. & PAINT: SEE GN1 — HOLES: 15/16 ø — SHOP BOLTS: NONE

DESCRIPTION: PIER 2 & 3 DIAPHRAGMS

CASCO BAY STEEL STRUCTURES, INC.
75 SPRING HILL ROAD SACO, MAINE 04072
PHONE (207) 282-7360 FAX. (207) 282-1179
TENSOR 2945

STRUCTURE: U.S. 5 over I-91
Bridge No. 19A
Putney
County of Windham

DRAWN: TS — DATE: 01/11
CHKD: DO — DATE: 01/20

LOCATION: Putney — JOB NO. 438 — DWG NO. 24
PROJ NO. IM 091-1(31)
CUSTOMER: VT AOT — REV. △

2/9/10

NOTE: THIS SHOP DRAWING HAS BEEN REVIEWED FOR GENERAL COMPLIANCE WITH CONTRACT DOCUMENTS. CONTRACTOR IS RESPONSIBLE FOR: QUANTITIES; DIMENSIONS; FABRICATION PROCESSES AND TECHNIQUES OF CONSTRUCTION; COORDINATION OF WORK WITH OTHER TRADES; AND DESIGN OF COMPONENTS AND ERRORS OR OMISSIONS ON SHOP DRAWINGS.