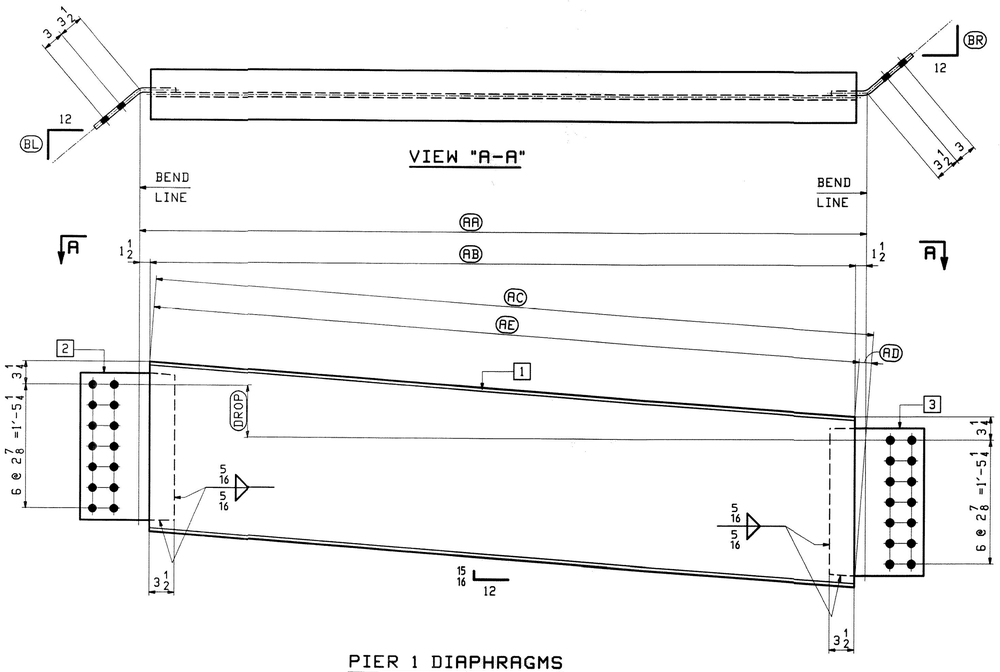

PIER 1 DIAPHRAGMS

	MARK	QTY.	BL	BR	DROP	AA	AB	AC	AD	AE	1	2	3
LINE 5-4	23D1	1	10 3/8	10 1/2	7 1/8	7'-10 3/16	7'-7 3/16	7'-9 5/16	1 7/8	7'-7 7/16	a23	f23	m23
LINE 4-3	23D2	1	10 9/16	10 11/16	7 1/8	7'-10 13/16	7'-7 13/16	7'-9 7/8	1 13/16	7'-8 1/16	b23	g23	n23
LINE 3-2	23D3	1	10 3/4	10 7/8	7 1/4	7'-11 7/16	7'-8 7/16	7'-10 5/8	1 7/8	7'-8 3/4	c23	h23	p23
LINE 2-1	23D4	1	10 7/8	11	7 1/8	8'-0 1/8	7'-9 1/8	7'-11 3/16	1 13/16	7'-9 3/8	d23	k23	s23

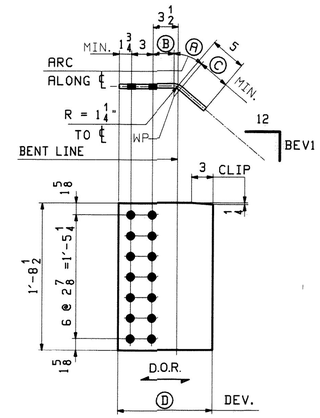

BENT PL'S

MARK	QTY.	BEV1	A	B	C	D
f23	1	10 3/8	7/8	3 1/16	4 9/16	1'-1 1/4
g23	1	10 9/16	7/8	3	4 1/2	1'-1 1/8
h23	1	10 3/4	15/16	3	4 1/2	1'-1 3/16
k23	1	10 7/8	15/16	3	4 1/2	1'-1 3/16

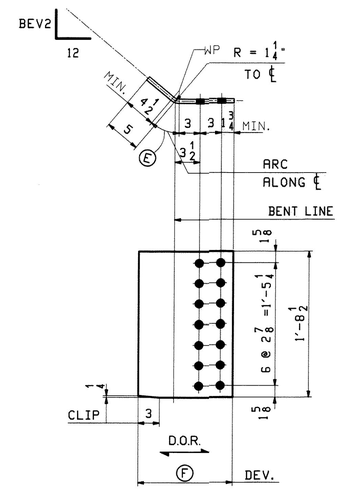

BENT PL'S

MARK	QTY.	BEV2	E	F
m23	1	10 1/2	7/8	1'-1 1/8
n23	1	10 11/16	15/16	1'-1 3/16
p23	1	10 7/8	15/16	1'-1 3/16
s23	1	11	15/16	1'-1 3/16

BILL OF MATERIAL

ABM INFO PAGE	ABM INFO LINE	SHIP MARK	QTY	MARK	MATERIAL	LENGTH FT	LENGTH INCHES	REMARKS	WT	PROCUREMENT NOTES
		23D1	1		PIER DIAPHRAGM				504	
7	F		1	a23	W 24x55	7	9 5/16	M270-50WT2		
7	J		1	f23	PL 1/2x20 1/2	1	1 1/4	(BENT) M270-50WT2		
7	J		1	m23	PL 1/2x20 1/2	1	1 1/8	(BENT) M270-50WT2		
		23D2	1		PIER DIAPHRAGM				507	
7	F		1	b23	W 24x55	7	9 7/8	M270-50WT2		
7	J		1	g23	PL 1/2x20 1/2	1	1 1/8	(BENT) M270-50WT2		
7	J		1	n23	PL 1/2x20 1/2	1	1 3/16	(BENT) M270-50WT2		
		23D3	1		PIER DIAPHRAGM				510	
7	F		1	c23	W 24x55	7	10 5/8	M270-50WT2		
7	J		1	h23	PL 1/2x20 1/2	1	1 3/16	(BENT) M270-50WT2		
7	J		1	p23	PL 1/2x20 1/2	1	1 3/16	(BENT) M270-50WT2		
		23D4	1		PIER DIAPHRAGM				513	
7	F		1	d23	W 24x55	7	11 3/16	M270-50WT2		
7	J		1	k23	PL 1/2x20 1/2	1	1 3/16	(BENT) M270-50WT2		
7	J		1	s23	PL 1/2x20 1/2	1	1 3/16	(BENT) M270-50WT2		

JOB NO. 438 | DRAWING NO. 23 | REV.

REV.	DATE	REMARKS	DWN	CHK	APVL	SHOP
0					JAN 29 2010	

MATERIAL: M270-50W (UN) | SURFACE PREP. & PAINT: SEE GN1 | HOLES: 15/16 ø | SHOP BOLTS: NONE

DESCRIPTION: PIER 1 DIAPHRAGMS

CASCO BAY STEEL STRUCTURES, INC.
75 SPRING HILL ROAD SACO, MAINE 04072
PHONE (207) 282-7360 FAX. (207) 282-1179
TENSOR 2945

STRUCTURE: U.S. 5 over I-91
Bridge No. 19A
Putney
County of Windham

DRAWN: TS DATE: 01/08
CHKD: DO DATE: 01/20

LOCATION: Putney | JOB NO. | DWG NO.
PROJ NO. IM 091-1(31) | 438 | 23
CUSTOMER: VT AOT | REV.

SHOP DRAWINGS ARE REVIEWED UNLESS NOTED OTHERWISE.
NO EXCEPTION MADE
REVISE AS NOTED
RESUBMIT REVISED SHOP DRAWINGS
REVISE AS NOTED
RESUBMIT REVISED SHOP DRAWINGS
REJECTED
DATE 2/9/10
SIGNATURE
REVIEW BY OTHERS OF SHOP DRAWINGS DOES NOT RELIEVE THE SELLER FROM THE DESIGN, CONSTRUCTION, QUALITY, QUANTITY AND FABRICATION, FABRICATION AND ASSEMBLY PROCESS METHODS, OVERALL ACCURACY, OR SUB PROVIDER DETAIL DESIGN OF COMPONENTS AND ERRORS OR OMISSIONS ON SHOP DRAWINGS