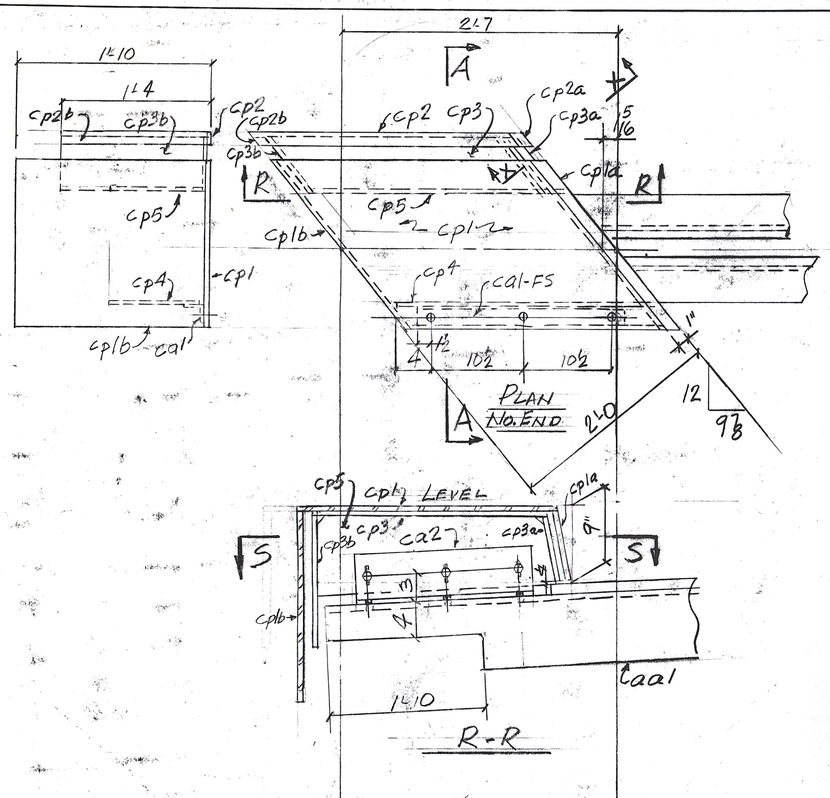

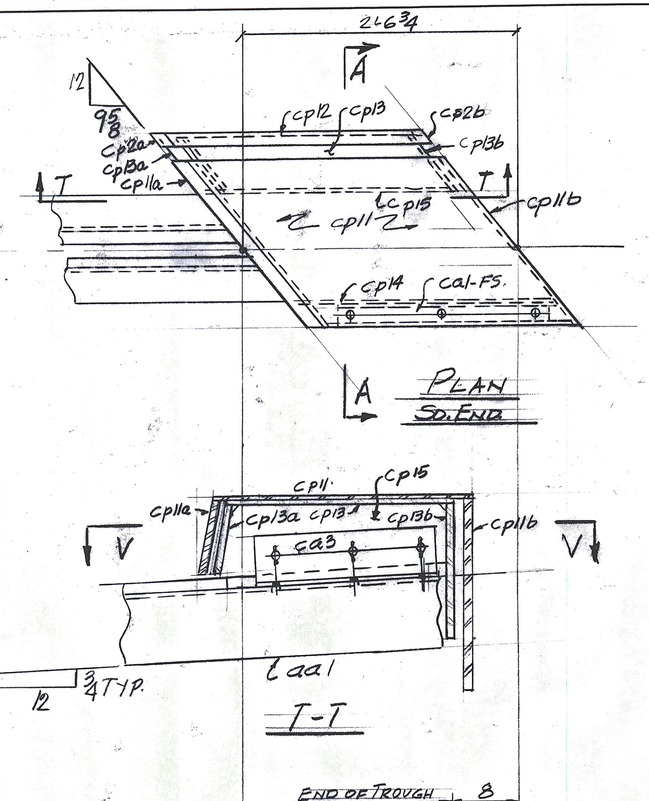

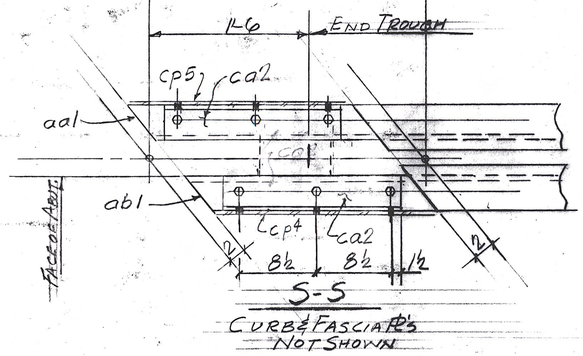

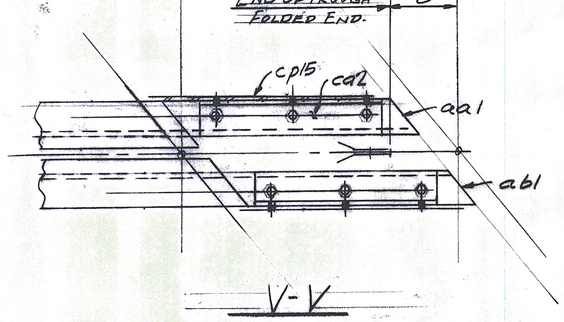

DIM'S. NOT SHOWN - SAME AS NORTH END.

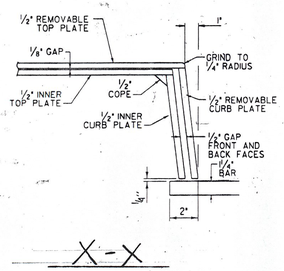

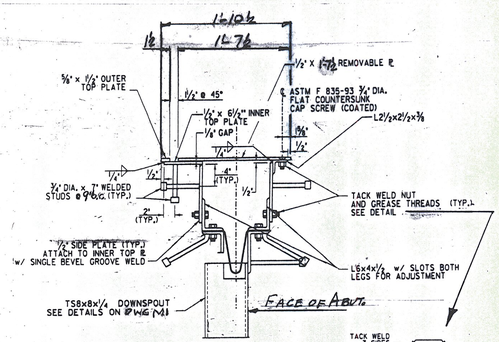

SECTION A-A

NUT WELD DETAIL

ABM INFO PAGE	LINE	NO.	DESCRIPTION	FT	IN	ASSEM. MARK	SHIPPING MARK	REMARKS	WEIGHT
		1	EXP JOINT	46	0±		EJ1		—
		1	L8x4x1/2	46	0±	aa1			
		1	DO	46	0±	ab1			
		8	BAR 5/8x14	10	3±	bb1			
		10	PL 1/2x8		10	be1			
		10	PL 1/2x6		10	bf1			
		78	3/4"φ HEX BOLTS		2 1/2	ma1		W/HEAVY HEX NUTS	W/HEAVY HEX NUTS
		90	3/4"φ AHC STUDS		10	mc1			
		1	1/2"φ GALV. BOLT		1"	SHOP		1/2" NUT & 2 WASH	W/NUTS & WASHERS
		1	PREFOUNTED, ABUT 3/32x26	47	0±	mf1		SPLICE PLATE SUBSECT 506.15	SPLICE PLATE SUBSECT 506.15
		2	BUTYL RUBBER TAPE 3/16x3	47	0±	mg1		PER SUBSECT 506.15	PER SUBSECT 506.15
		40	1"φ THREADED RODS		7		751		
		160	1"φ HEX NUTS				FIELD		
		160	PL 3/8x3		3		W1	PL WASH.	
		5	PL 1/2x3		9		AP1		
		20	3/4"φ ANC STUDS		10	mc1			
		8	L4x4x1/2	1	0	Sa1			
		16	3/4"φ BOLTS		3	SHOP			
BRUSH CURBS									
		4	PL 1/2x19 1/2	3	9 1/2	cp1			
		4	PL 1/2x8 1/4	2	1 3/4	cp1a			
		1	PL 1/2x21 1/2	2	1 1/4	cp1b			
		2	BAR 1/2x3/8	2	7±	cp2			
		2	BAR 1/2x1"		7 1/2	cp2a			
		2	BAR 1/2x1"	1	3 1/2	cp2b			
		1	PL 1/2x6 1/2	2	3 3/8	cp3			
		1	PL 1/2x7 3/8		8 3/8	cp3a			
		1	PL 1/2x8 3/8	1	2 3/8	cp3b			
		1	PL 1/2x9 3/4	2	4 1/2±	cp4			
		1	PL 1/2x9 3/4	2	2±	cp5			
		1	PL 1/2x19 1/2	3	9 3/8	cp11			
		1	PL 1/2x8 1/4	2	1	cp11a			
		1	PL 1/2x21 1/2	2	1	cp11b			
		1	PL 1/2x6 1/2	2	8 3/8	cp13			
		1	PL 1/2x7 3/8		8 3/8	cp13a			
		1	PL 1/2x8 3/4	1	2 3/8	cp13b			
		1	PL 1/2x6 3/8	2	4 1/2±	cp14			
		1	PL 1/2x6 3/8	2	1 1/2±	cp15			
		2	L 2 1/2x2 1/2x3/8	2	0	ca1			
		2	L 6x4x1/2	1	8	ca2			
		6	3/4"φ CTSK FH SCREWS		2	SHOP		ASTM F835-93	
		18	3/4"φ ANC STUDS		7	DO			
		24	3/4"φ HEX BOLTS		2 1/2	DO			

JOB NO. 438
DRG. NO. J1A

PAY ITEM: 516.11

OUT FOR APPROVAL	4/16/10										
OUT FOR APPROVAL											
ISSUED TO SHOP											
FIELD & OFFICE											

REV.	REMARKS	DATE	DWN	CHK	APP	Q.A.	NO.	DIA.	LGT	TYPE	WASHER

PROJECT NO. IM 091-1(31) STATE PROJECT NO. BRIDGE No. 19A

MATERIAL: AASHTO M270-Gr36 ELECTRODES: E60 PROC HOLES: AS NOTED SHOP BOLTS: 3/4" A325 GALV.

SURFACE PREP. & PAINT:

GALVANIZE PER SUBSECT. 506.15

DESCRIPTION: BRUSH CURBS - ABUT #1

JOB: US ROUTE 5 OVER I 91 PUTNEY, VERMONT

CUSTOMER: V.A. McDONALD

DRAWN BY	UPF
DATE	3-10
CHKD BY	CR.
APPROV BY	
Q.A.	
JOB NO.	438
DRG. NO.	J1A
REV.	△

CASCO BAY STEEL STRUCTURES, INC.
75 SPRING HILL ROAD SACO, MAINE 04072
PHONE (207) 282-7360 FAX. (207) 282-1179

1" = 1'-0

SHOP DRAWINGS ARE REVIEWED UNLESS NOTED OTHERWISE
NO EXCEPTION TAKEN
REVISE AS NOTED RESUBMISSION NOT REQUIRED
REVISE AS NOTED RESUBMISSION REQUIRED
REJECTED
Stantec
DATE 4/22/10
SIGNATURE
REVIEW BY STANTEC IS FOR THE SOLE PURPOSE OF ASCERTAINING GENERAL CONFORMITY WITH DESIGN. CONTRACTOR IS RESPONSIBLE FOR DIMENSIONS, FABRICATION AND CONSTRUCTION METHODS, COORDINATION OF SUB-TRADES, DETAIL DESIGN OF COMPONENTS AND ERRORS OR OMISSIONS ON SHOP DRAWINGS.