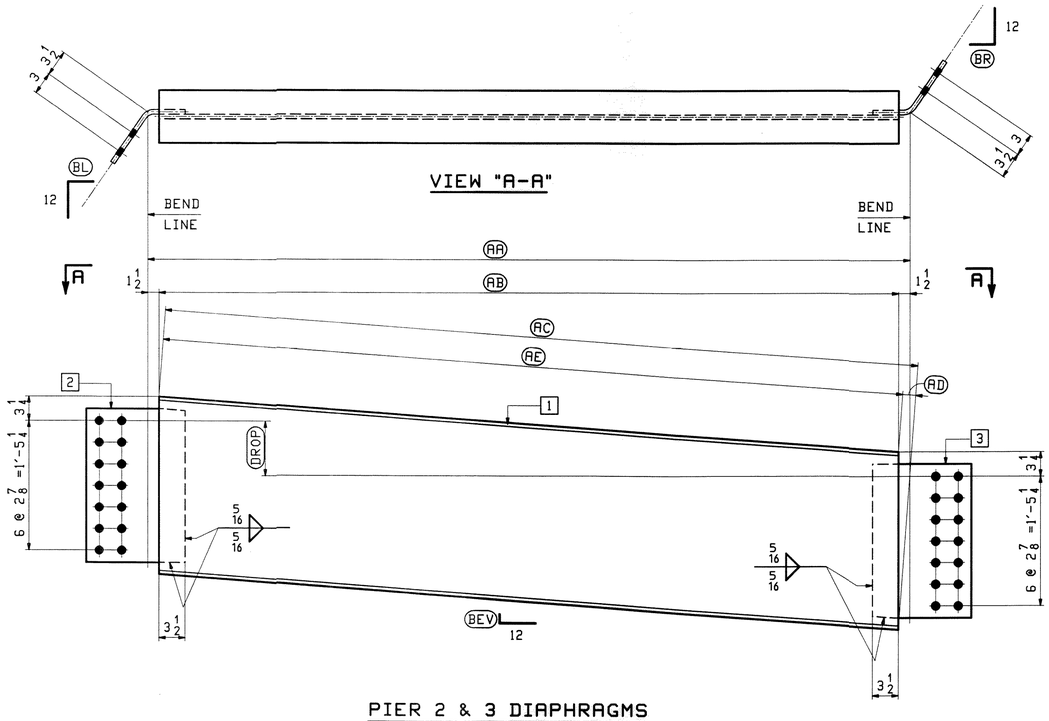

PIER 2 & 3 DIAPHRAGMS

	MARK	QTY.	(BEV)	(BL)	(BR)	(DROP)	(AA)	(AB)	(AC)	(AD)	(AE)	1	2	3
LINE 5-4	**24D1**	1	7/8	11 11/16	11 9/16	7 1/4	8'-6 1/16	8'-3 1/16	8'-5 1/16	1 3/4	8'-3 5/16	a24	m24	aa24
LINE 4-3	**24D2**	1	7/8	11 1/2	11 3/8	7 5/16	8'-6 15/16	8'-3 15/16	8'-5 15/16	1 3/4	8'-4 3/16	b24	n24	ab24
LINE 3-2	**24D3**	1	7/8	11 5/16	11 1/8	7 5/16	8'-7 15/16	8'-4 15/16	8'-6 7/8	1 11/16	8'-5 3/16	c24	p24	ac24
LINE 2-1	**24D4**	1	7/8	11 1/8	10 15/16	7 5/16	8'-8 15/16	8'-5 15/16	8'-7 7/8	1 11/16	8'-6 3/16	d24	s24	ad24
LINE 5-4	**24D5**	1	13/16	9 15/16	9 3/4	7 7/16	9'-3 15/16	9'-0 15/16	9'-2 13/16	1 5/8	9'-1 3/16	f24	t24	af24
LINE 4-3	**24D6**	1	13/16	9 3/4	9 9/16	7 1/2	9'-5 3/8	9'-2 3/8	9'-4 1/4	1 5/8	9'-2 5/8	g24	v24	ag24
LINE 3-2	**24D7**	1	13/16	9 1/2	9 3/8	7 1/2	9'-6 7/8	9'-3 7/8	9'-5 11/16	1 9/16	9'-4 1/8	h24	w24	ah24
LINE 2-1	**24D8**	1	13/16	9 5/16	9 1/8	7 1/2	9'-8 7/16	9'-5 7/16	9'-7 1/4	1 9/16	9'-5 11/16	k24	y24	ak24

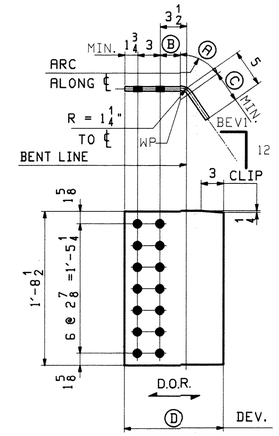

BENT PL'S

MARK	QTY.	BEV1	(A)	(B)	(C)	(D)
m24	1	11 11/16	1	3	4 1/2	1'-1 1/4
n24	1	11 1/2	1	2 15/16	4 7/16	1'-1 1/8
p24	1	11 5/16	1	2 15/16	4 7/16	1'-1 1/8
s24	1	11 1/8	1	2 15/16	4 7/16	1'-1 1/8
t24	1	9 15/16	1 1/8	2 15/16	4 7/16	1'-1 1/4
v24	1	9 3/4	1 1/8	2 7/8	4 3/8	1'-1 1/8
w24	1	9 1/2	1 1/8	2 7/8	4 3/8	1'-1 1/8
y24	1	9 5/16	1 1/8	2 7/8	4 3/8	1'-1 1/8

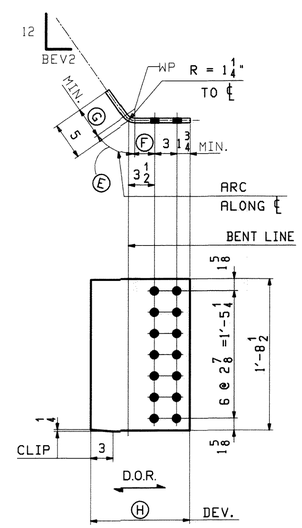

BENT PL'S

MARK	QTY.	BEV2	(E)	(F)	(G)	(H)	MARK	QTY.	BEV2	(E)	(F)	(G)	(H)
aa24	1	11 9/16	1	2 15/16	4 7/16	1'-1 1/8	**af24**	1	9 3/4	1 1/8	2 7/8	4 3/8	1'-1 1/8
ab24	1	11 3/8	1	2 15/16	4 7/16	1'-1 1/8	**ag24**	1	9 9/16	1 1/8	2 7/8	4 3/8	1'-1 1/8
ac24	1	11 1/8	1	2 15/16	4 7/16	1'-1 1/8	**ah24**	1	9 3/8	1 1/8	2 7/8	4 3/8	1'-1 1/8
ad24	1	10 15/16	1 1/16	2 15/16	4 7/16	1'-1 3/16	**ak24**	1	9 1/8	1 1/8	2 7/8	4 3/8	1'-1 1/8

BILL OF MATERIAL

JOB NO. 438 — DRAWING 24

ABM INFO PAGE	ABM INFO LINE	SHIP MARK	QTY	MARK	MATERIAL	LENGTH FT	LENGTH INCHES	REMARKS	WT	PR
		24D1	1		PIER DIAPHRAGM				540	
7	G		1	a24	W 24x55	8	5 1/16	M270-50WT2		
7	J		1	m24	PL 1/2x20 1/2	1	1 1/4	(BENT) M270-50WT2		
7	J		1	aa24	PL 1/2x20 1/2	1	1 1/8	(BENT) M270-50WT2		
		24D2	1		PIER DIAPHRAGM				544	
7	G		1	b24	W 24x55	8	5 15/16	M270-50WT2		
7	J		1	n24	PL 1/2x20 1/2	1	1 1/8	(BENT) M270-50WT2		
7	J		1	ab24	PL 1/2x20 1/2	1	1 1/8	(BENT) M270-50WT2		
		24D3	1		PIER DIAPHRAGM				548	
7	G		1	c24	W 24x55	8	6 7/8	M270-50WT2		
7	J		1	p24	PL 1/2x20 1/2	1	1 1/8	(BENT) M270-50WT2		
7	J		1	ac24	PL 1/2x20 1/2	1	1 1/8	(BENT) M270-50WT2		
		24D4	1		PIER DIAPHRAGM				553	
7	G		1	d24	W 24x55	8	7 7/8	M270-50WT2		
7	J		1	s24	PL 1/2x20 1/2	1	1 1/8	(BENT) M270-50WT2		
7	J		1	ad24	PL 1/2x20 1/2	1	1 3/16	(BENT) M270-50WT2		
		24D5	1		PIER DIAPHRAGM				585	
7	H		1	f24	W 24x55	9	2 13/16	M270-50WT2		
7	J		1	t24	PL 1/2x20 1/2	1	1 1/4	(BENT) M270-50WT2		
7	J		1	af24	PL 1/2x20 1/2	1	1 1/8	(BENT) M270-50WT2		
		24D6	1		PIER DIAPHRAGM				591	
7	H		1	g24	W 24x55	9	4 1/4	M270-50WT2		
7	J		1	v24	PL 1/2x20 1/2	1	1 1/8	(BENT) M270-50WT2		
7	J		1	ag24	PL 1/2x20 1/2	1	1 1/8	(BENT) M270-50WT2		
		24D7	1		PIER DIAPHRAGM				597	
7	H		1	h24	W 24x55	9	5 11/16	M270-50WT2		
7	J		1	w24	PL 1/2x20 1/2	1	1 1/8	(BENT) M270-50WT2		
7	J		1	ah24	PL 1/2x20 1/2	1	1 1/8	(BENT) M270-50WT2		
		24D8	1		PIER DIAPHRAGM				605	
7	H		1	k24	W 24x55	9	7 1/4	M270-50WT2		
7	J		1	y24	PL 1/2x20 1/2	1	1 1/8	(BENT) M270-50WT2		
7	J		1	ak24	PL 1/2x20 1/2	1	1 1/8	(BENT) M270-50WT2		

REV.	DATE	REMARKS	DWN	CHK	APVL
0					MAR 2 9 2010

MATERIAL:	SURFACE PREP. & PAINT:	HOLES:	SHOP BOLTS
M270-50W (UN)	SEE GN1	15/16 ø	NONE

DESCRIPTION: PIER 2 & 3 DIAPHRAGMS

CASCO BAY STEEL STRUCTURES, INC.
75 SPRING HILL ROAD SACO, MAINE 04072
PHONE (207) 282-7360 FAX. (207) 282-1179

STRUCTURE: U.S. 5 over I-91
Bridge No. 19A
Putney
County of Windham

DRAWN: TS
CHKD: DO

LOCATION: Putney
PROJ NO. IM 091-1(31)
CUSTOMER: VT AOT

JOB NO. 438

2/9/10

Fri Jan 22, 2010 10:07:57 AM /users/jobs/2845/24.1 Rev0