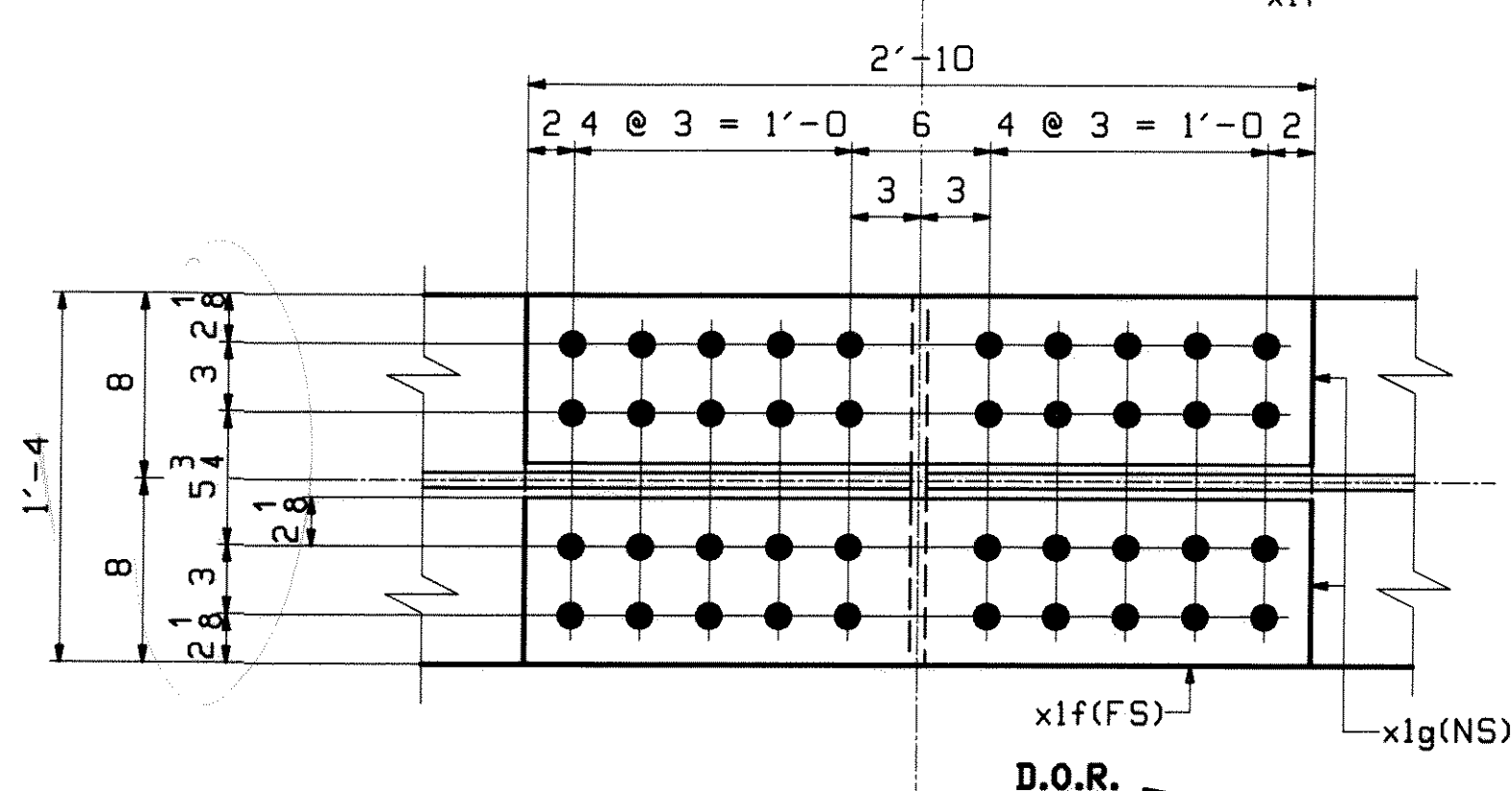
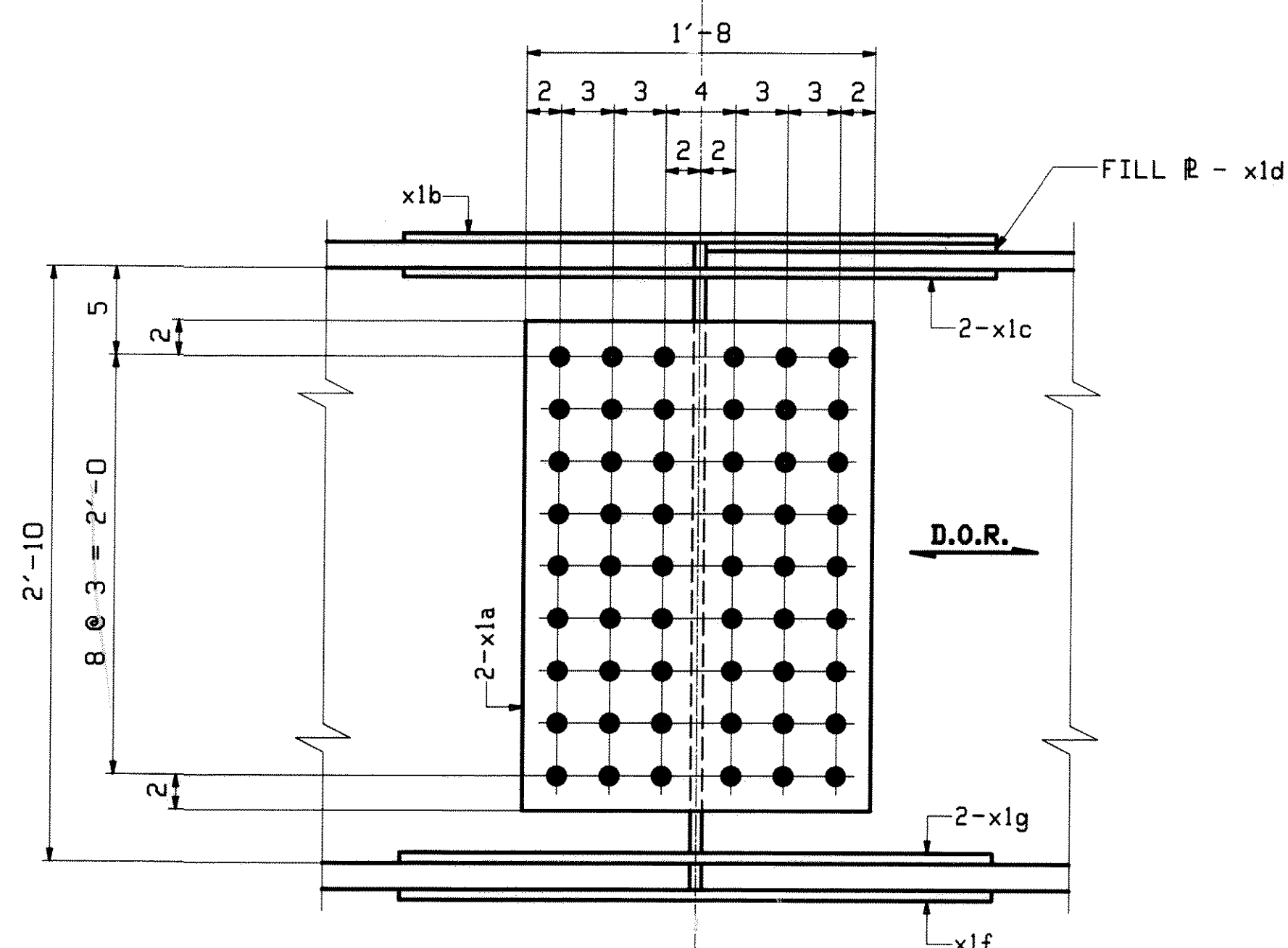
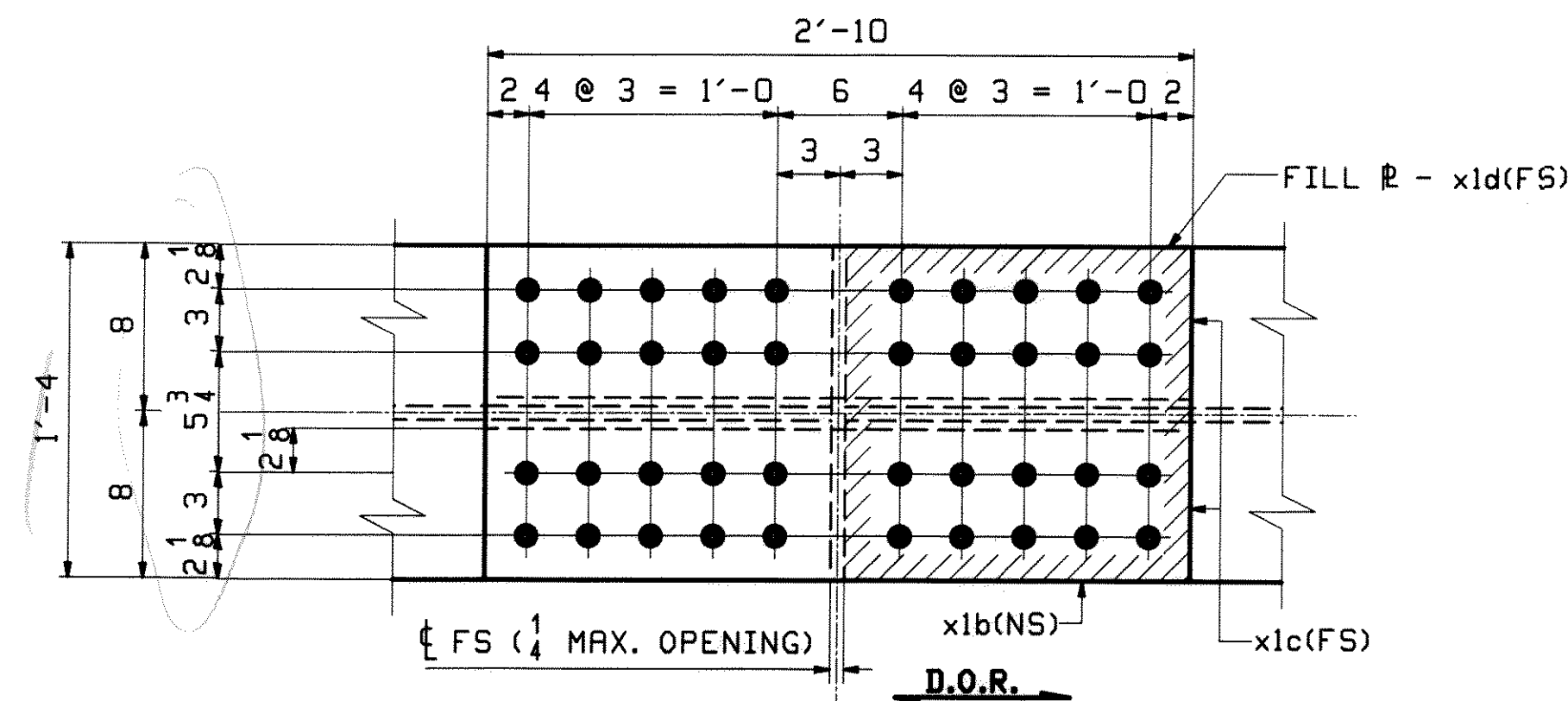


**5 - FIELD SPLICE DETAIL - X1M1**  
FIELD SPLICE 1



**10 - FIELD SPLICE DETAIL - X1M2**  
FIELD SPLICE 2 & 3

*CHECK THICKNESS, # BOLT S*

ABM INFO		SHIP	BILL OF MATERIAL				JOB NO.
PAGE	LINE	MARK	QTY	MARK	MATERIAL	LENGTH FT INCHES	REMARKS
		X1M1	5		FIELD SPLICE		
6	B		10	x1a	PL 1/2x28	1 8	M270-50WT2
6	C		5	x1b	PL 1/2x16	2 10	M270-50WT2
6	E		10	x1c	PL 1/2x7 1/4	2 10	M270-50WT2
6	G		5	x1d	PL 1/2x16	1 4 8	FILL
6	D		5	x1f	PL 5/8x16	2 10	M270-50WT2
6	F		10	x1g	PL 5/8x7 1/4	2 10	M270-50WT2
		X1M2	10		FIELD SPLICE		
6	B		20	x1a	PL 1/2x28	1 8	M270-50WT2
6	C		10	x1b	PL 1/2x16	2 10	M270-50WT2
6	E		20	x1c	PL 1/2x7 1/4	2 10	M270-50WT2
6	G		10	x1d	PL 1/2x16	1 4 8	FILL
6	D		10	x1f	PL 5/8x16	2 10	M270-50WT2
6	F		20	x1g	PL 5/8x7 1/4	2 10	M270-50WT2

- NOTES:
- FOR GENERAL NOTES SEE DRAWING GNI.
  - HOLES IN SPLICE PLATES ARE PRE-DRILLED. ENDS OF GIRDERS ARE DRILLED FROM SOLID USING SPLICE PLATES AS A TEMPLATE.
  - D.O.R.** DENOTES DIRECTION OF MILL ROLLING

REV.	DATE	REMARKS	DWN	CHK	APP
0					
MATERIAL:		SURFACE PREP. & PAINT:		HOLES:	
M270-50WT2		NONE		15" Ø 16" Ø	
DESCRIPTION: FIELD SPLICE DETAILS					
CASCO BAY STEEL STRUCTURES, INC.					
75 SPRING HILL ROAD			SACO, MAINE 04072		
PHONE (207) 282-7360			FAX (207) 282-1179		
STRUCTURE:		U.S. 5 over I-91		DRAWN	
		Bridge No. 19A		W	
		Putney		CHKD:	
		County of Windham		I	
LOCATION:		Putney		JOB	
PROJ NO.		IM 091-1(31)		4	
CUSTOMER:		VT AOT			

DATE: 2/9/10

SIGNATURE: [Signature]

APPROVED BY: [Signature]

FOR THE SOLE PURPOSES OF THE CONTRACT, THE CONTRACTOR SHALL BE RESPONSIBLE FOR THE DESIGN, FABRICATION, AND CONSTRUCTION OF THE STRUCTURE. THE CONTRACTOR SHALL BE RESPONSIBLE FOR THE DETAIL DESIGN OF COMPONENTS AND ERRORS OF CONSTRUCTION OR MATERIAL.