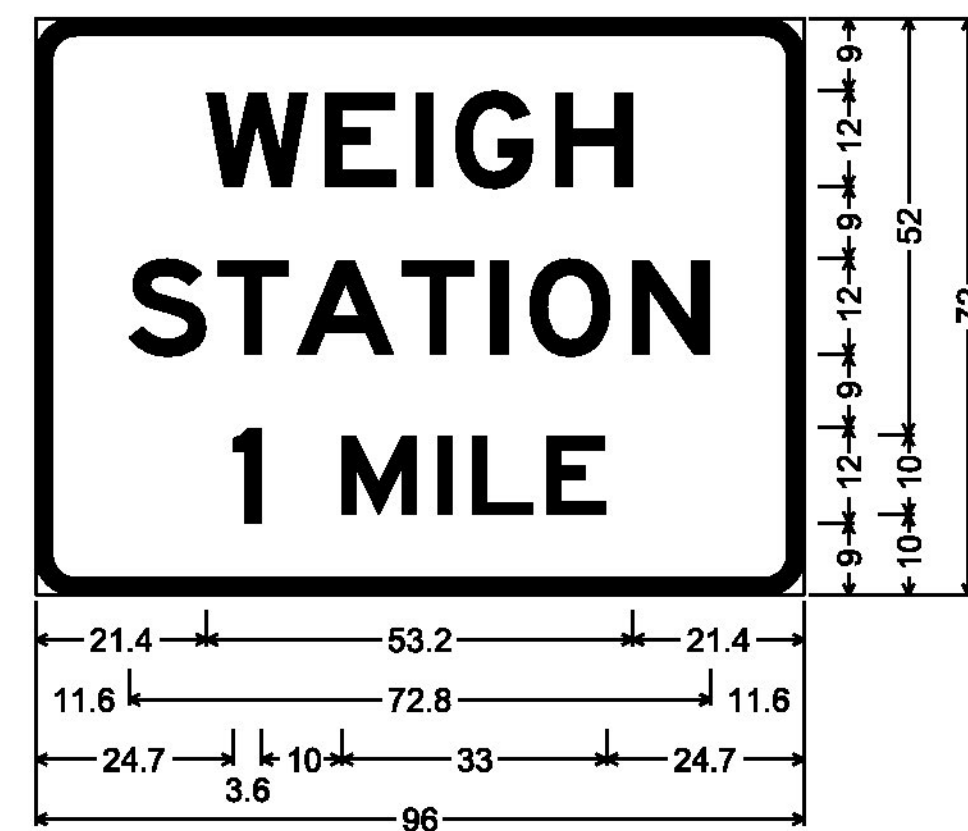
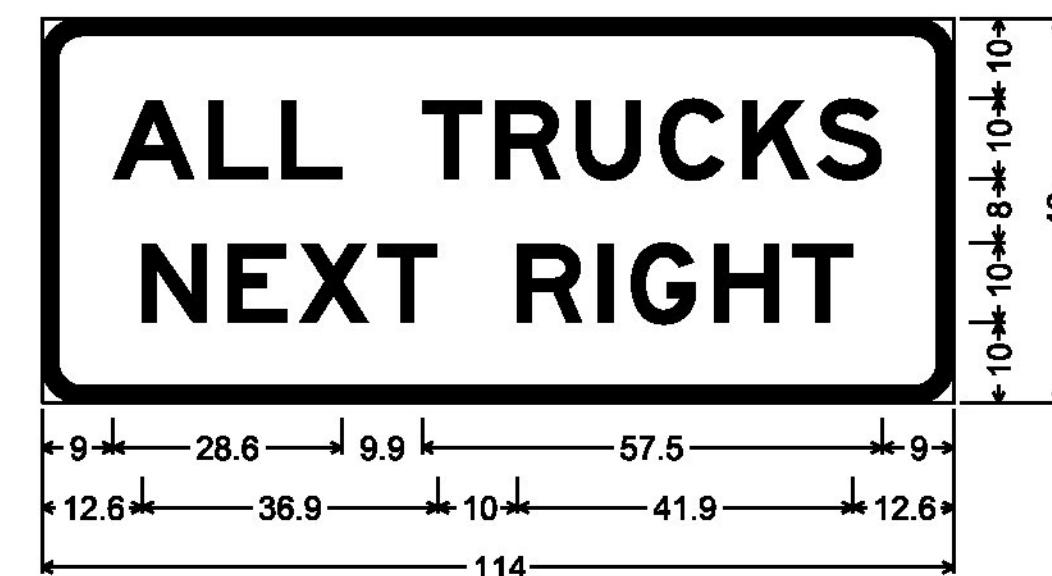


(MASS.)MM 54.248 NB



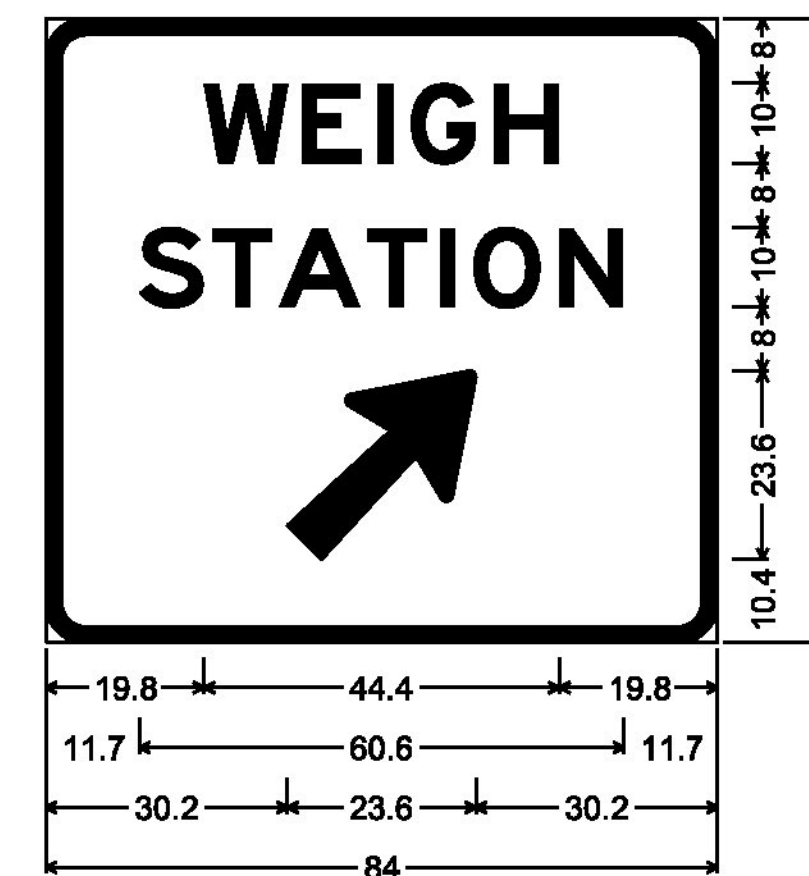
5.0" Radius, 2.0" Border, White on Green;
[WEIGH] E 2K; [STATION] E 2K; [1] E 2K;
[MILE] E 2K;

(MASS.)MM 54.435 NB

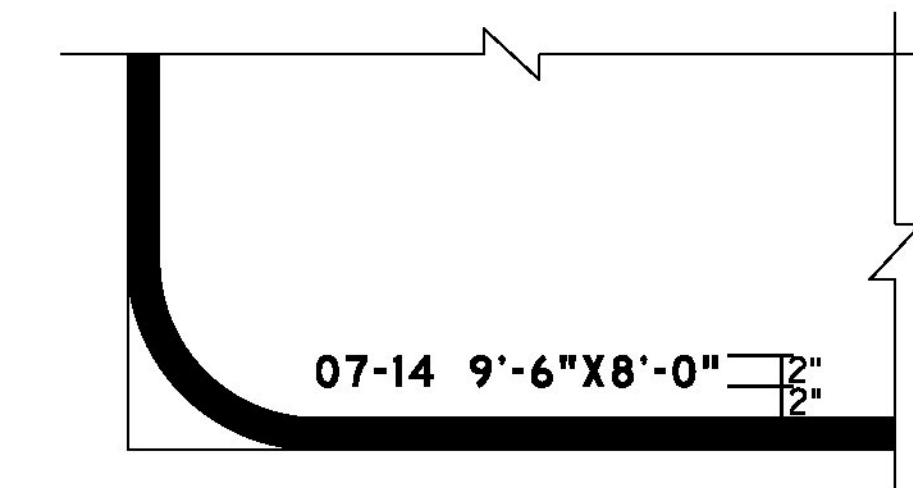


5.0" Radius, 2.0" Border, White on Black;
[ALL TRUCKS] E 2K; [NEXT RIGHT] E 2K;

MM 0.237 NB



5.0" Radius, 2.0" Border, White on Green;
[WEIGH] E 2K; [STATION] E 2K;
Arrow 133 - 30.0" 45°;

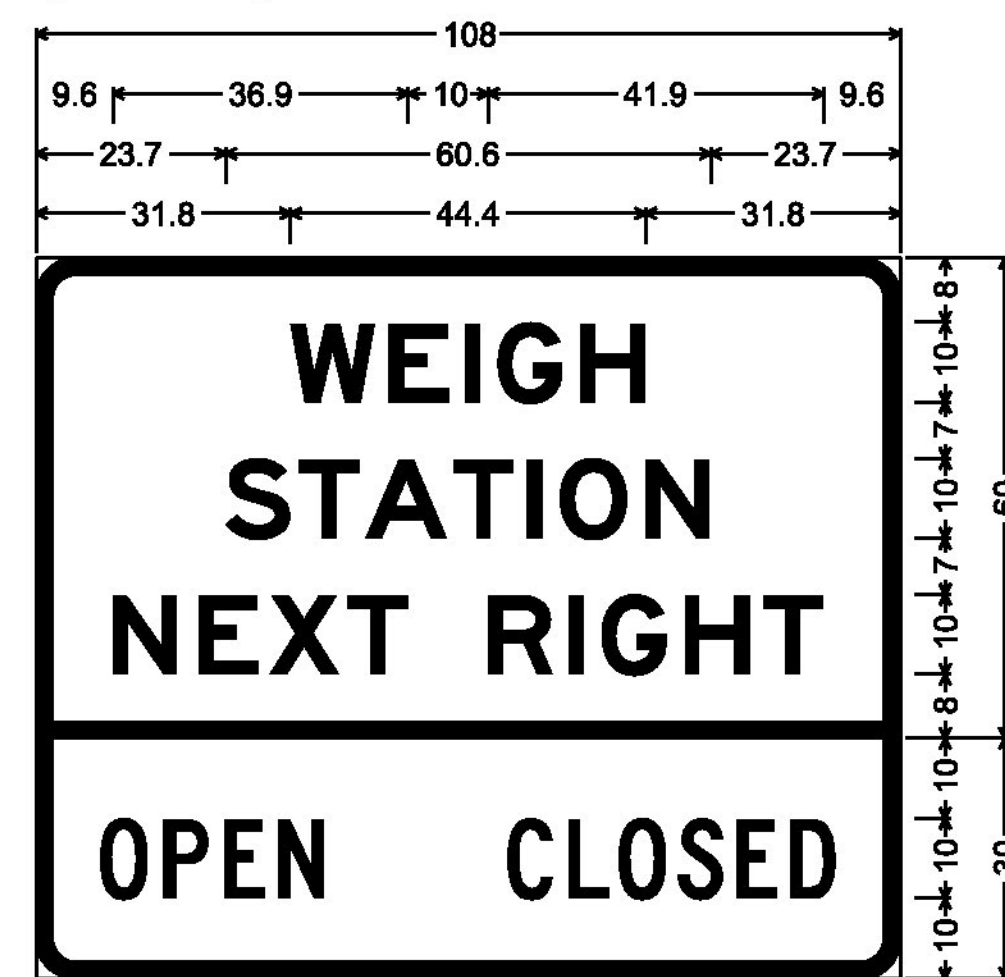


SIGN INFORMATION DETAIL

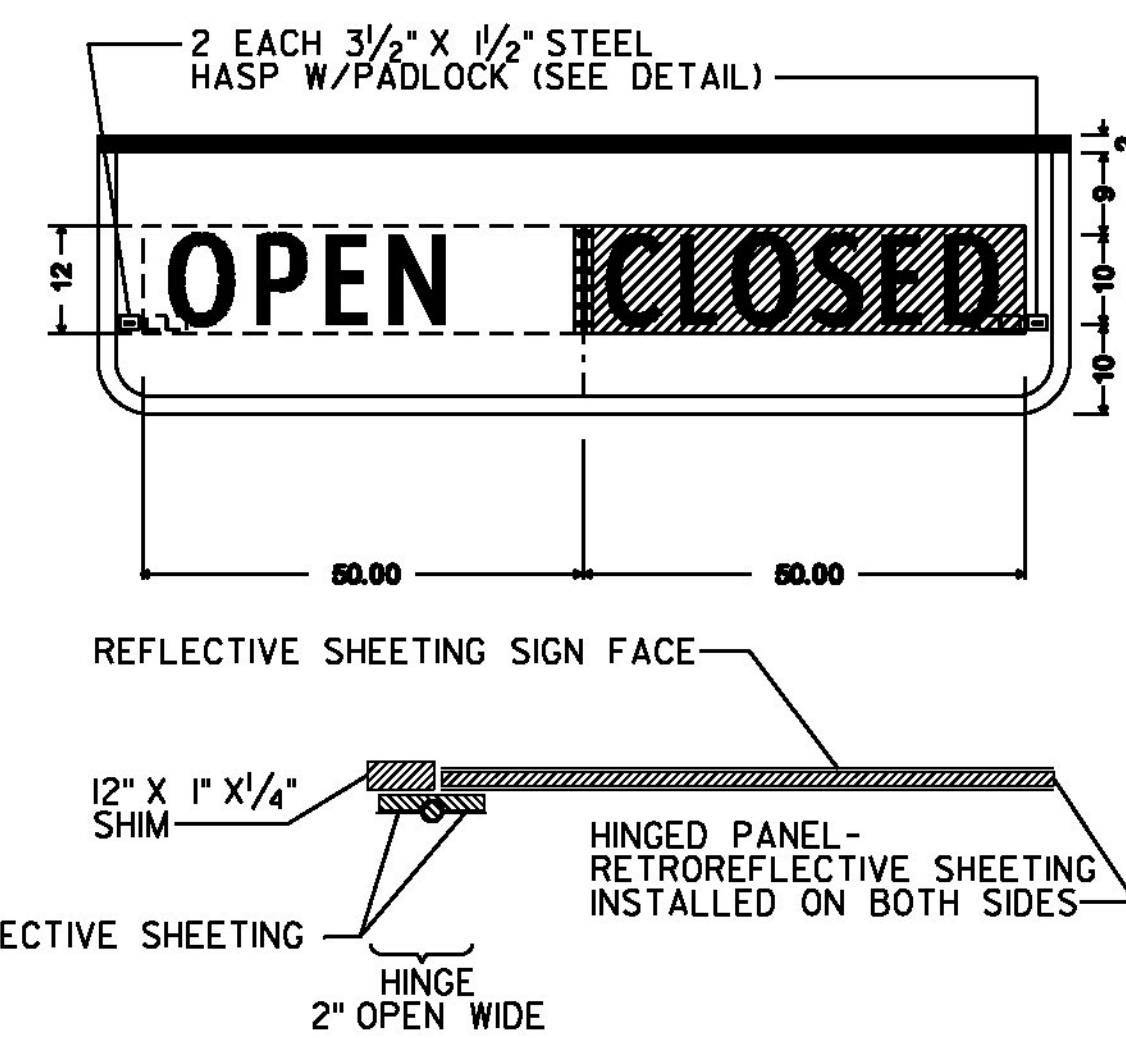
NOTES:

1. ALL TYPE B SIGNS SHALL HAVE THE DATE OF MANUFACTURE AND SIGN DIMENSIONS PLACED IN THE LOWER LEFT CORNER OF THE SIGN.
2. DATE SHALL BE FORMATTED TO MONTH-YEAR (MM-YY). DIMENSIONS SHALL BE IN FEET-INCHES.
3. LETTERS AND NUMBERS SHALL BE 2 IN. (50 MM) NON-REFLECTIVE WHITE MATERIAL.
4. APPLICATION OF COPY FOR TYPE B SIGNS SHALL BE CUT-OUT OR SILK SCREENED AS SPECIFIED BY THE SHEETING MANUFACTURER. NON-ADHESIVE CUT-OUT COPY SHALL BE BONDED TO THE SIGN SURFACE BY THE HEAT VACUUM APPLICATOR METHOD.

(MASS.)MM 54.800 NB

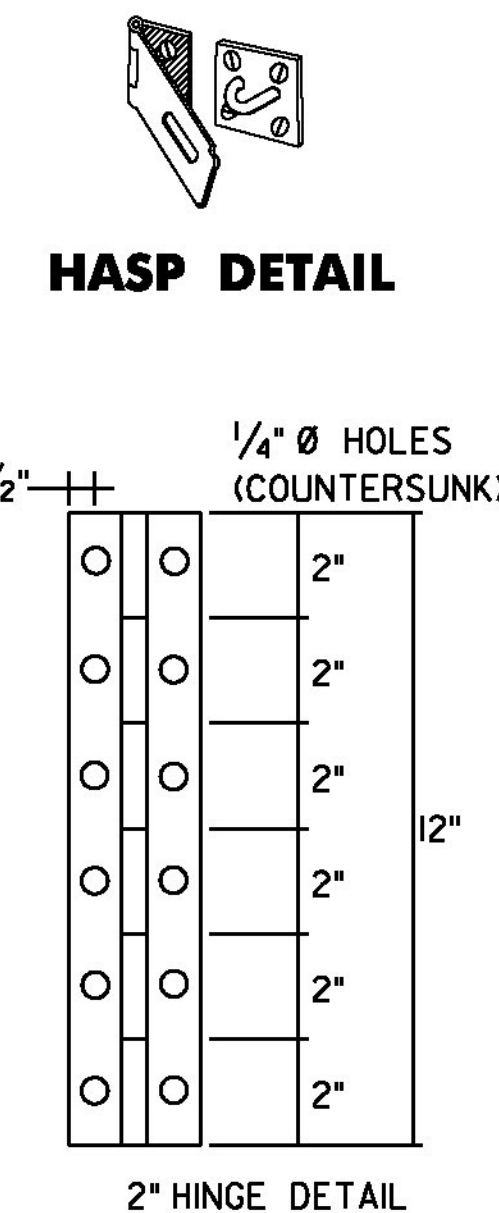


5.0" Radius, 2.0" Border, White on Green;
[WEIGH] E 2K; [STATION] E 2K;
[NEXT RIGHT] E 2K;
5.0" Radius, 2.0" Border, White on Green;
[OPEN] C 2K; [CLOSED] C 2K;



HINGED PANEL DETAIL
NOT TO SCALE

THE CENTRALLY HINGED PANEL TO HAVE THE WORD "OPEN" DISPLAYED WHEN SWUNG TO THE RIGHT AND "CLOSED" DISPLAYED WHEN SWUNG TO THE LEFT ON THE PARENT SIGN. FURNISH AND MOUNT STAINLESS STEEL RETAINERS TO SECURE THE PANEL IN EITHER POSITION. PANEL POSITION WILL BE CHANGED FROM THE GROUND WITH A POLE. HINGE TO BE COVERED WITH SAME RETROREFLECTIVE MATERIAL AS MAIN SIGN. ADJUST LETTER TO LETTER SPACING TO CLEAR HINGE IF NECESSARY.



HASP DETAIL

GENERAL SIGN DETAIL NOTES

1. THE NOTE BELOW EACH SIGN DETAIL INCLUDES THE CORNER RADII, BORDER WIDTH, TEXT COLOR, BACKGROUND COLOR AND TEXT SERIES TO BE USED.
2. COLORS: UNLESS NOTED OTHERWISE, WHITE ON GREEN AND WHITE ON BLUE SIGNIFIES WHITE ASTM D4956 TYPE IX RETROREFLECTIVE LEGEND AND BORDER ON GREEN OR BLUE ASTM D 4956 TYPE III RETROREFLECTIVE BACKGROUND. BLACK ON YELLOW AND BLACK ON WHITE SIGNIFIES BLACK LEGEND AND BORDER ON YELLOW OR WHITE ASTM D 4956 TYPE III (MINIMUM) RETROREFLECTIVE BACKGROUND. ALL COLORS SHALL CONFORM WITH THE COLORS ADOPTED BY AASHTO AND APPROVED BY FHWA.
3. TEXT LAYOUT DIMENSIONS ARE BASED ON THE STANDARD ALPHABETS SPACING CHARTS FOUND IN THE LATEST MUTCD STANDARD HIGHWAY SIGNS PUBLICATION. MINOR VARIATIONS IN TEXT DIMENSIONS ARE ACCEPTABLE BASED ON INDIVIDUAL MANUFACTURER'S LETTER FABRICATION. SIGNIFICANT CHANGES WHICH AFFECT SIGN APPEARANCE SHALL BE BROUGHT TO THE ATTENTION OF THE VTRANS' HIGHWAY SAFETY AND DESIGN SECTION BEFORE FABRICATION.
4. THE NOTE BELOW EACH GUIDE SIGN DETAIL SPECIFIES APPROPRIATE ARROW LENGTHS WHEN APPLICABLE. FOR ARROW DIMENSIONS REFER TO GUIDE SIGN ARROW DETAILS IN THE LATEST MUTCD STANDARD HIGHWAY SIGNS PUBLICATION.
5. ALL DIMENSIONS SHOWN IN INCHES UNLESS NOTED OTHERWISE.

PROJECT NAME: GUILFORD
PROJECT NUMBER: IM-IR 091-1(25)

FILE NAME: D9IA222_TRF.dgn
PROJECT LEADER: LIBBY
DESIGNED BY: BEYOR
INTERSTATE SIGNING #2
PLOT DATE: 22-JUL-2013
DRAWN BY: BEYOR
CHECKED BY: BOMBARDIER
SHEET 38 OF 46