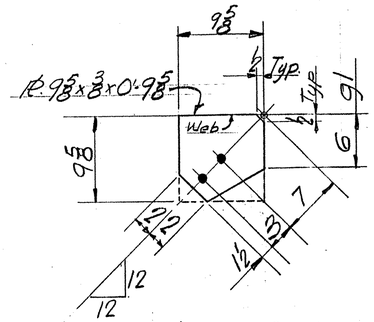


g1: 5 REQ'D
(1 @ REPAIR ID # N7)
(1 @ REPAIR ID # N8)
(1 @ REPAIR ID # N12)
(1 @ REPAIR ID # N20)
(1 @ REPAIR ID # S24)

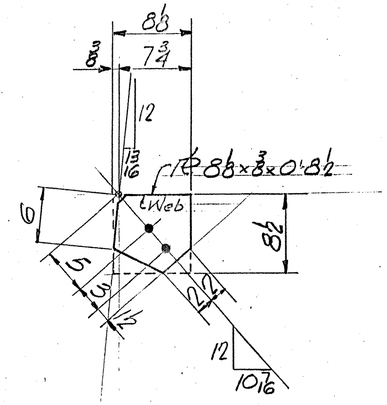


g6c: 2 REQ'D
1 @ REPAIR ID # S4
1 @ REPAIR ID # S21

Confirm should be 6 1/8 according to details
TRS

| ABM INFO PAGE | ABM INFO LINE | NO. | DESCRIPTION | FT | IN | ASSEM. MARK | SHIPPING MARK | REMARKS | WEIGHT |
|---|---|---|---|---|---|---|---|---|---|
| | | 5 | GUSSET PL | | | | g1 | | |
| | | 5 | PL 3/8 x 9 5/8 | 0 | 9 5/8 | | | | |
| | | 2 | GUSSET PL | | | | | | |
| | | 2 | PL 3/8 x 8 1/2 | 0 | 8 1/2 | | g6c | | |
| | | 1 | GUSSET PL | | | | g9 | | |
| | | 1 | PL 3/8 x 5 3/8 | 1 | 0 1/2 | | | | |
| | | 1 | GUSSET PL | | | | g5d | | |
| | | 1 | PL 3/8 x 8 1/2 | 1 | 0 1/2 | | | | |
| | | 1 | GUSSET PL | | | | g1d | | |
| | | 1 | PL 3/8 x 9 5/8 | 0 | 9 5/8 | | | | |
| | | 2 | VENT STIFF | | | | | | |
| | | 2 | PL 3/8 x 5 1/2 | 0 1 | 8 0 | | h13a | PLAIN | |
| | | | FIELD BOLTS | | | | | | |
| | | 20 | 3/4 A325 | 0 | 2 4 | | | GUSSET PL | |
| | | 1 | 3/4 A325 | 0 | 3 1/2 | w/N & W | | REPAIR N3 | |
| | | 14 | 3/4 A325 | 0 | 3 3/4 | | | N6 | |
| | | 14 | 3/4 A325 | 0 | 3 3/4 | | | N10 | |
| | | 1 | 3/4 A325 | 0 | 3 4 | | | N17 | |
| | | 1 | 3/4 A325 | 0 | 3 4 | | | N18 | |
| | | 4 | 3/4 A325 | 0 | 3 4 | | | N22 | |
| | | 12 | 3/4 A325 | 0 | 2 4 | | | S3 | |
| | | 6 | 3/4 A325 | 0 | 2 4 | | | S9 | |
| | | 6 | 3/4 A325 | 0 | 2 4 | | | S17 | |
| | | 6 | 3/4 A325 | 0 | 2 4 | | | S19 | |
| | | 12 | 3/4 A325 | 0 | 2 4 | | | S20 | |
| | | 6 | 3/4 A325 | 0 | 2 4 | | | S22 | |
| | | 36 | 3/4 A325 | 0 | 3 4 | | | S23 | |
| | | 14 | 3/4 A325 | 0 | 3 4 | | | S24 | |

JOB NO. 048 DRG. NO. 6

INCLUDE BOLT TYPE/GRADE
WASHER + NUT TYPE/GRADE

FILL IN

CONFIRM

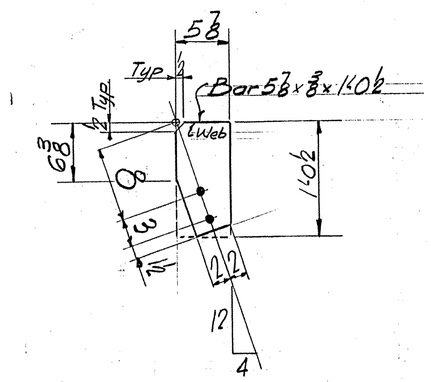


g9: 1 REQ'D
@ REPAIR ID # N13

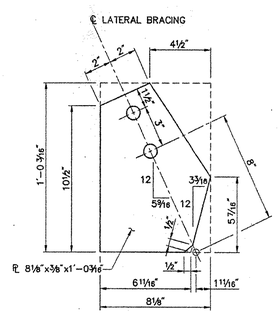


"MODIFIED g5d" GUSSET PLAN
1 - REQ'D
@ REPAIR ID # S25
S4 type

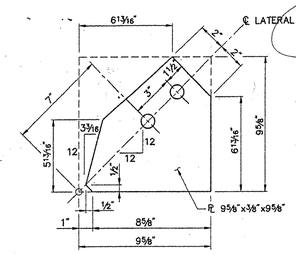


"MODIFIED g1d" GUSSET PLAN
1 - REQ'D
@ REPAIR ID # S26
S25 type

Where are field welding procedures?

VERIFY. SWITCHED?
YES

SHOP DRAWING REVIEW

☐ REVIEWED AS REQUIRED BY THE CONSTRUCTION CONTRACT DOCUMENTS AND APPROVED, BUT ONLY FOR CONFORMANCE TO THE DESIGN CONCEPT OF THE WORK AND SUBJECT TO FURTHER LIMITATIONS AND REQUIREMENTS CONTAINED IN THE CONSTRUCTION CONTRACT DOCUMENTS.
☐ REJECTED ☐ REVISE AND RESUBMIT ✓ FURNISH AS CORRECTED

CORRECTIONS OR COMMENTS MADE ON THE SHOP DRAWINGS DURING THIS REVIEW DO NOT RELIEVE CONTRACTOR FROM COMPLIANCE WITH REQUIREMENTS OF THE DRAWINGS AND SPECIFICATIONS. THIS CHECK IS ONLY FOR REVIEW OF GENERAL CONFORMANCE WITH THE DESIGN CONCEPT OF THE PROJECT AND GENERAL COMPLIANCE WITH THE INFORMATION GIVEN IN THE CONTRACT DOCUMENTS. THE CONTRACTOR IS RESPONSIBLE FOR CONFIRMING AND CORRELATING ALL QUANTITIES AND DIMENSIONS, SELECTING FABRICATION PROCESSES AND TECHNIQUES OF CONSTRUCTION, COORDINATING HIS WORK WITH THAT OF ALL OTHER TRADES, AND PERFORMING HIS WORK IN A SAFE AND SATISFACTORY MANNER.

VHB Vanasse Hangen Brustlin, Inc. Engineers, Planners, and Scientists Six Redfern Ferme, Kilton Inc. Bedford, NH 03110 603 641 0808

Job Number: 50699
Reviewed By: SMH
Date: 5-7-99

| REV. | REMARKS | DATE | DWN | CHK | APP | Q.A. | NO. | DIA. | LGT | TYPE | WASHER |
|---|---|---|---|---|---|---|---|---|---|---|---|
| | OUT FOR APPROVAL | 4-21-99 | | | | | | | | | |
| | OUT FOR APPROVAL | | | | | | | | | | |
| | ISSUED TO SHOP | | | | | | | | | | |
| | FIELD & OFFICE | | | | | | | | | | |

PROJECT NO. IM IR 089 1(13) STATE PROJECT NO.
MATERIAL: A709-36 ELECTRODES: HOLES: 15/16 SHOP BOLTS:
SURFACE PREP. & PAINT: SSPC-SP10, SHERWIN WILLIAMS
PRIMER: ZINC CLAD IV B69W8/B69V5
SHOP COAT: HEAVY DUTY EPOXY B67W301/B60V3
FINISH: HI SOLIDS POLYURETHANE B65W301/B60V30
DESCRIPTION: GUSSET PLATES
JOB: I-89 NB & SB over WHITE RIVER, VT 14 & NECR HARTFORD, VT

| | | |
|---|---|---|
| DRAWN BY | JST | 4-21-99 |
| CHKD BY | WJB | |
| APPROV BY | | |
| Q.A. | | |

CUSTOMER: WINTONSET INC

**CASCO BAY STEEL STRUCTURES, INC.**
5 INDUSTRY ROAD SOUTH PORTLAND, ME. 04106
PHONE (207) 772-2533 FAX. (207) 772-0580

JOB NO. 048 DRG. NO. 6 REV. △ 109

℄ LATERAL BRACING

1" = 1'-0