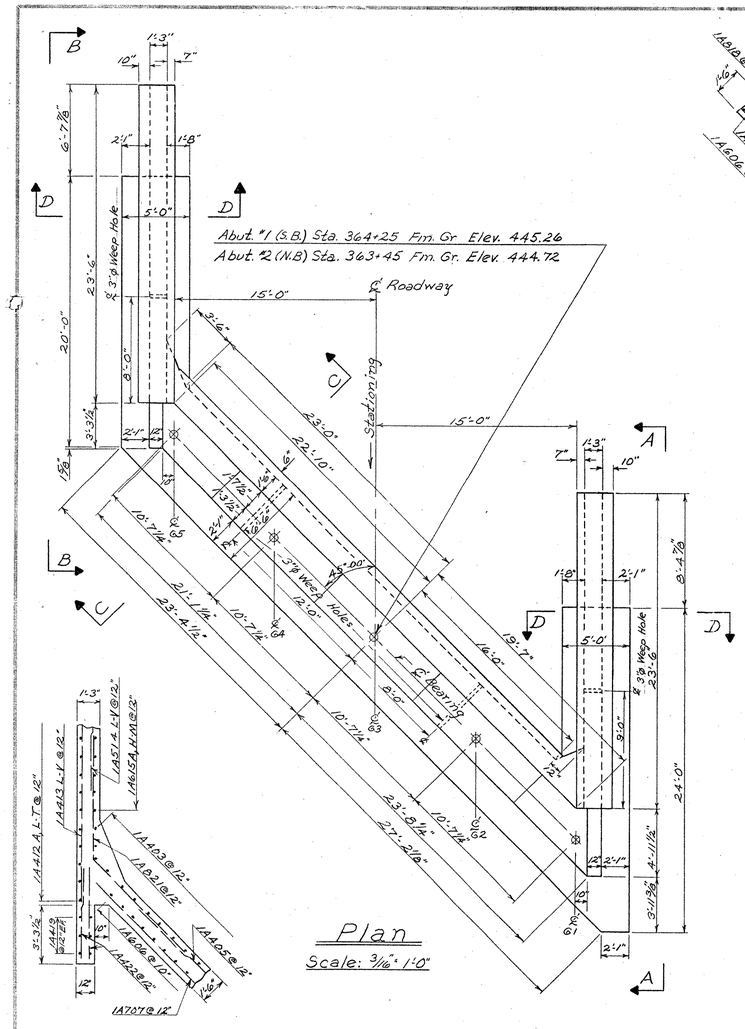

Plan

Scale: 3/16" = 1'-0"

Section E-E

Scale: 1/4" = 1'-0"

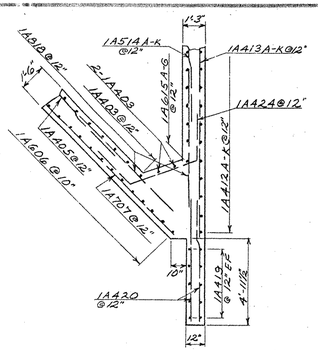

Section F-F

Scale: 1/4" = 1'-0"

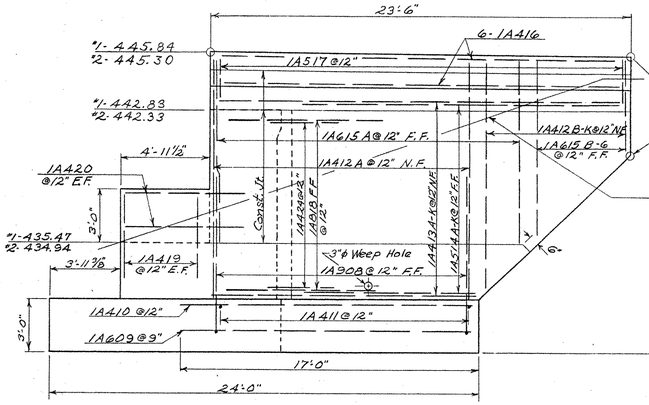

Elevation A-A

Scale: 1/4" = 1'-0"

Note: Steel is shown for Abut. #1. Abut. #2 is the same except Mark 2A----.

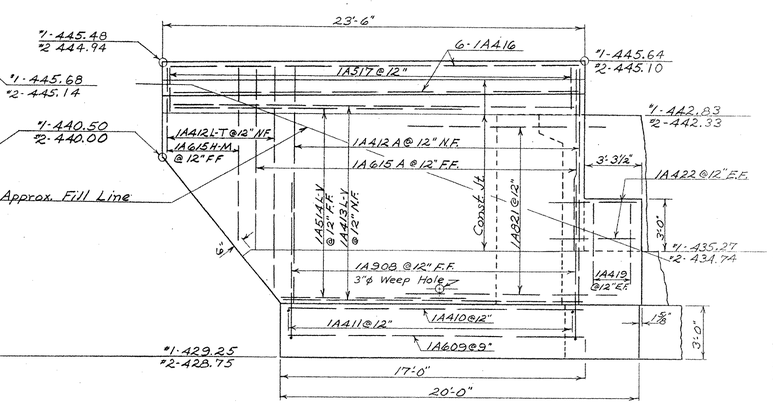

Elevation B-B

Scale: 1/4" = 1'-0"

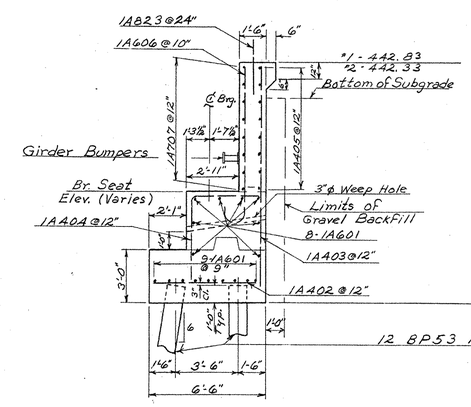

Section C-C

Scale: 1/4" = 1'-0"

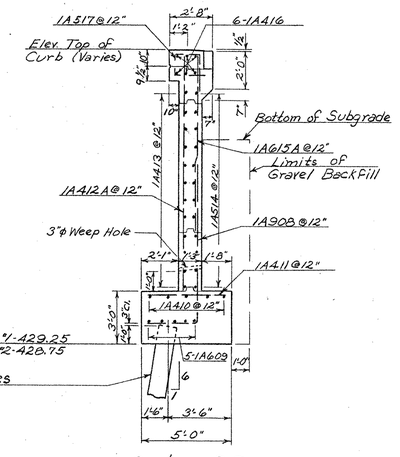

Section D-D

Scale: 1/4" = 1'-0"

Notes

1. All piles shall be driven to point bearing on ledge unless the design bearing capacity of the pile is attained above this elevation. Approximate ledge elevations are indicated.

2. For Abutments No. 1 & 2 Fill is to be placed to pile cut-off elevation prior to driving piles. Excavation to bottom of footing after piles are driven is to be paid for under Item 109 Structure Excavation.

3. Front face of Backwall above Bridge Seats and inside face of backwall and wings are to be mopped with two (2) coats of Emulsified Asphalt, Type RS-1, as specified in Item 407.02-A1, State of Vermont, Department of Highways, Standard Specifications, dated 1964. Cost of this work to be included in the unit price bid for Concrete Class B, Item 401-B. Typical all abutments.

4. Steel Piles are designed for a maximum load of 45 Tons each.

5. For construction details see Standard Sheet SCB-D6-62.

6. All concrete above the top of Backwall shall be placed after girders are profiled.

7. For details of Cable Guard Rail Post Anchorage see Std. Sheet G38.

8. For details of Girder Bumper see Detail A, Br. 117 of 128

9. For additional General Notes see Standard Sheet SCB-D1-65.

10. For details of rounded curb at ends of wings see Std. Sheet SCB-D4-65

Abut. No.	No. of Piles	Size	Est. Lgth. of Piles	Splices allowed for piles not exceeding plan length. (To be paid for only if used)	Splices estimated for piles exceeding plan length. (To be paid for only if used)
1	18	12 BP53	75'	18	4
2	18	12 BP53	75'	18	4

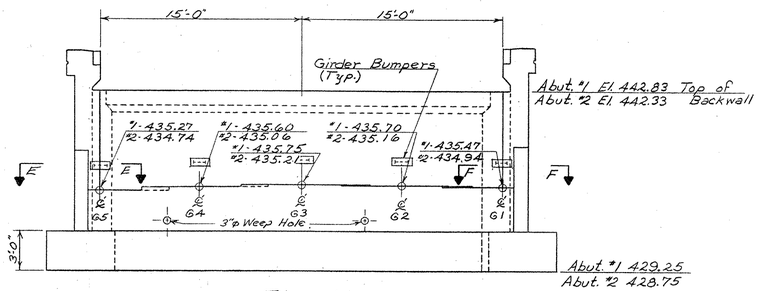

Elevation

Scale: 3/16" = 1'-0"

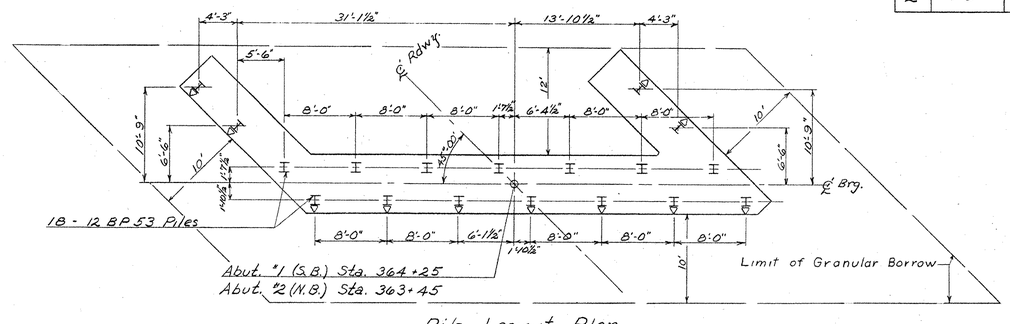

Pile Layout Plan

Scale: 1/8" = 1'-0"

IR 089-1(13)
This sheet for information only
BR 11 N & S

Br. 115 of 128

STATE OF VERMONT
DEPARTMENT OF HIGHWAYS

TOWN OF Hartford
ROAD No. I 89 BRIDGE No.
I 89 over White River, Vt. #14, & C.V.R.R.
Abut. #1 & #2 - Plan, Sections, and Details
SCALE As noted
SURVEYED BY
DRAWN BY WBT CHECKED BY RLO
PROJECT No. I 89-1(6)
SHEET 23 OF 59