


TO BE PLACED ON TYPE III BARRICADE
REFER TO STANDARD E-106.

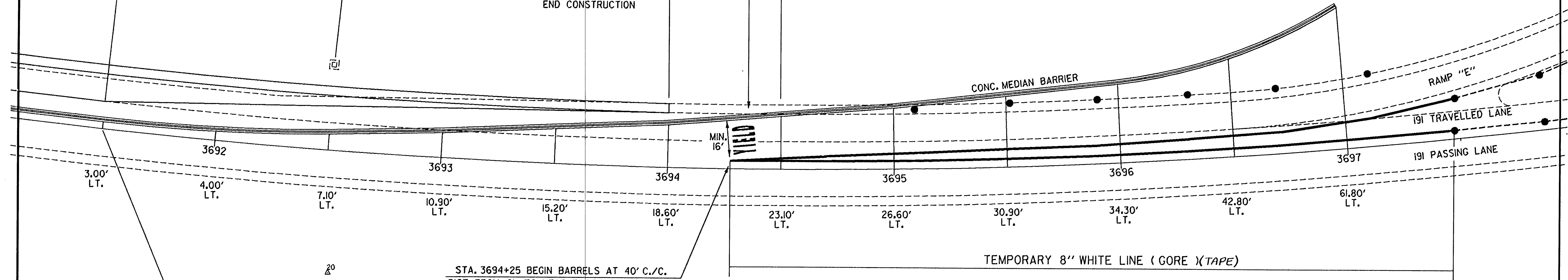


"YIELD" MARKINGS TO BE
TEMPORARY TRAFFIC TAPE.

EXISTING RCDI @ MM 69.47 +/- =
MAINLINE STATIONING 3692+50

3691+50 BEGIN EXISTING ACCEL.
LANE TAPER
END FULL WIDTH CONST.

3694+00 END EXISTING ACCEL.
LANE TAPER
BEGIN ACCEL. LANE
END CONSTRUCTION



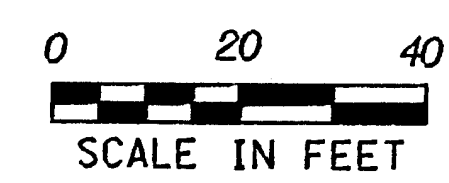
END PARALLEL CONC. MED. BARRIER
(3'-0" FROM CL TO NEAR FACE OF BARRIER)
BEGIN CMB TAPER AS SHOW

STA. 3694+25 BEGIN BARRELS AT 40' C./C.
DIST. FROM CL TO NEAR FACE OF BARREL = 2'
(THE SYMBOL ● SIGNIFIES A
PLASTIC REFLECTORIZED BARREL.)

USE THIS SHEET IN CONJUNCTION WITH THE
PREVIOUS SHEET FOR THE CONSTRUCTION
SIGNING FOR THIS SPECIFIC SITE. ALSO
REFER TO STANDARD "E-106".

REMOVE ALL EXISTING CONFLICTING
PAVEMENT MARKINGS.

DATUM
VERTICAL _____
HORIZONTAL _____



TRAFFIC CONTROL DETAILS	
SURVEYED BY	DATE _____
DRAWN BY	SHANGRAW DATE _____
SQUAD LEADER	D. HALE
DESIGN FILE NO.	ZFA2:55,50187A025.DGN
PRF FILE	87A025RMP DATE PLOTTED 10-FEB-1992
PROJ. NAME	SPRINGFIELD-HARTFORD
PROJ. NO.	IR 091-1(20)
SHEET	40 OF 133 SHEETS