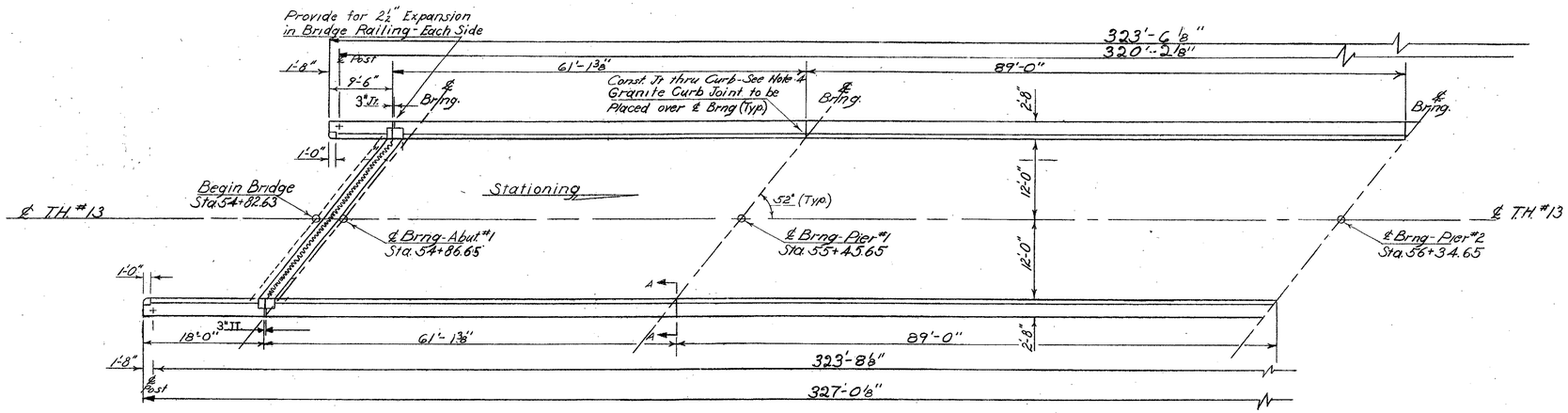

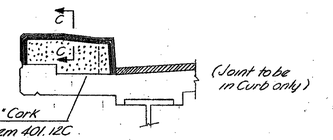

SECTION A-A
Scale ½" = 1'-0"

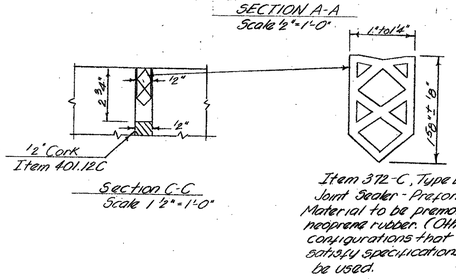

Section C-C
Scale 1½" = 1'-0"

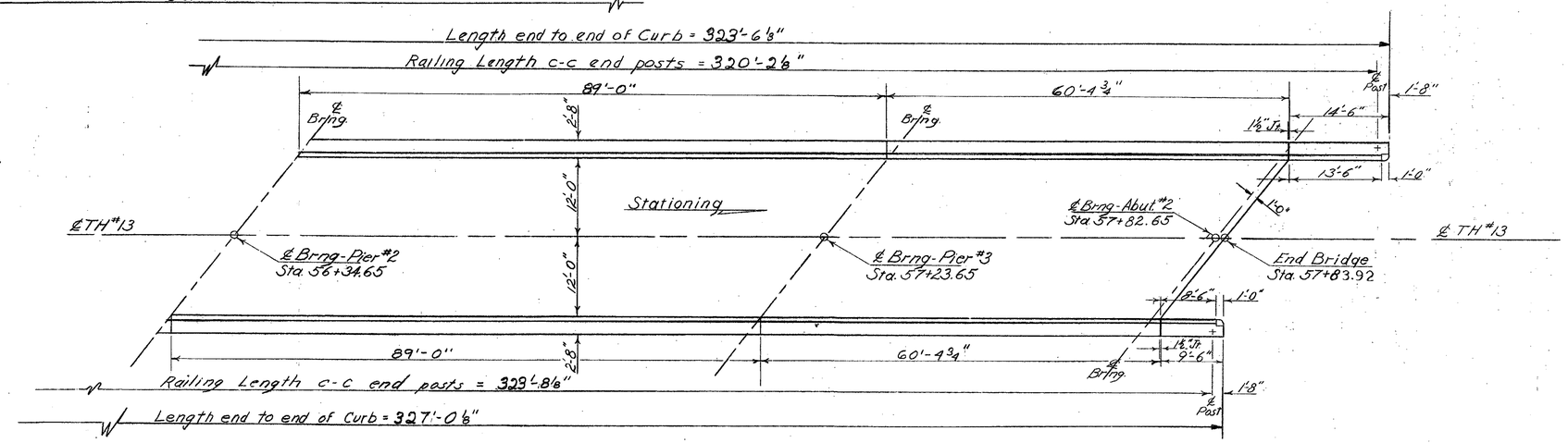

CURB AND RAIL PLAN
Scale: 1" = 10'

BR #21

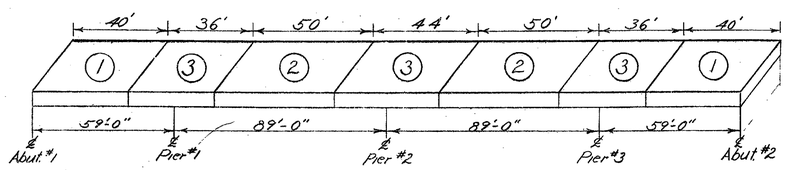

SLAB POUR SEQUENCE
N.T.S.

THIS SHEET IS FOR INFORMATION PURPOSES ONLY
HARTFORD-SHARON-ROYALTON IM ~~IR~~ 089-1(8)

Notes:
1. For details of Granite Bridge Curb, see Std. Sh. SCB-D6-65 (A).
2. For details of Bridge Railing, see Std. Sh. SB-R1-64, Sh. 1 & 2, or SB-R2-65
3. Provide construction jt. in curb pour with sawed ends on Granite Curb and Item 372-C (Type B). Typical @ all Piers.
4. SHOP DRAWINGS FOR ITEM 556-C, GRANITE BRIDGE CURB SHALL BE SUBMITTED TO THE VT. DEPT. OF HIGHWAYS FOR APPROVAL BEFORE FABRICATION. LENGTH OF INDIVIDUAL STONES SHALL VARY FROM 4' MIN. TO 10' MAX.

STATE OF VERMONT
DEPARTMENT OF HIGHWAYS

PROJECT — ROYALTON
TOWN OF
ROUTE No I89 STA. 933+28
I89 UNDER TOWN HIGHWAY #13
CURB & RAIL PLAN
SCALE As Noted
IN CHARGE W.M. Smith

Bridge Sheet No. ~~BR~~ 177 Sheet 134 of 260