STATE OF VERMONT
AGENCY OF TRANSPORTATION

TRAFFIC SIGN SUMMARY SHEET 26

MILE MARKER, STATION OR SIGN NUMBER	SIGN LEGEND	SIGN DIMENSIONS EA	WIDTH (in)	HEIGHT (in)	NEW & SALVAGED SIGNS "A"	"B"	SALV SIGN	SALV TIS	EXIST POST RETAIN	SALVAGE	NEW SIGN POSTS NO. OF POSTS	FLANGED CHANNEL lb/ft 1.12	2.0	3.0	SQUARE STEEL (in) lb/ft 1.75 1.88	2.0 2.42	2.5 3.35	ANCHOR	SLEEVE	TUBULAR ALUMINUM DIA (in) lb/ft 3.0 1.3	4.0 1.7	4.0Mod 1.7	FND-ATION	TUBULAR STEEL DIA (in) lb/ft 3.0 7.6	3.5 9.0	4.0 10.8	5.0 14.6	W-SHAPE STEEL FTG. SIZE 24"	30"	WEIGHT	POST SIZE	SIGN FRAME	REMARKS	SIGN DETAIL DETAIL ON SHEET NUMBER	STD. SHEET NUMBER
161.745 SB		1	24	30	5.00						2												2	X									W13-2		E-150
161.800 SB	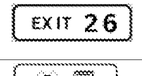	1	96	30	20.00																													153	
		1	186	120		155.00					2																	2		643	W8X18		Bolt Tension 23.3 kips	147	
161.865 SB MED		1	36	36	9.00						2					X		2															R3-4		E-143
162.000 SB 162.800 SB	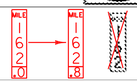	5 ~~1~~	12	60 ~~48~~	25.00 ~~4.00~~						5 ~~1~~					X		5 ~~1~~															D10-3		E-139
162.050 SB		1	144	144		144.00					2																	2		974	W8X18		Bolt Tension 21.1 kips	147	
162.220 SB	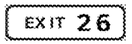	1	96	30	20.00																													153	
		1	144	138		138.00																												147	
		1	96	48		32.00					2																	2		912	W8X21		Bolt Tension 30 kips	153	
162.420 SB	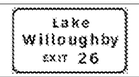	1	150	90		93.75					2												2				X							147	
162.710 SB	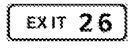	1	96	30	20.00																													153	
		1	144	144		144.00					2																	2		914	W8X21		Bolt Tension 28.4 kips SEE FOOTING DETAIL ON SHEET 3	146	
163.000 SB 163.800 SB		5 ~~1~~	12	60 ~~48~~	25.00 ~~4.00~~						5 ~~1~~					X		5 ~~1~~															D10-3		E-139
163.180 SB		1	6	10	0.42						1				X			1															VD-701	154	
163.270 SB MED		1	36	36	9.00						2					X		2															R3-4		E-143
163.310 SB MED		1	36	36	9.00						2					X		2															R3-4		E-143
163.360 SB		1	48	48	16.00						2												2	X									W8-13		E-150
												FT	FT	FT	FT 8.2	FT 120.6	FT		EA.	LB	LB	LB		LB 418.0	LB	LB	LB 502.3							
				SUBTOTALS SHEET 26	SF 173.42 ~~116.42~~	SF 706.75	EA.	SF				FT			FT 128.8					LB			EA. 6	LB 920.3				EA. 8	EA.	LB 3443					

FINAL POST LENGTHS ARE TO BE DETERMINED IN THE FIELD. POST SIZES ARE COMPUTED BASED ON INFORMATION FURNISHED ON THE STANDARD SHEETS AND THE VTRANS "SIGN POST DESIGN GUIDELINE".

PROJECT NAME: LYNDON-DERBY
PROJECT NUMBER: IM IR 091-3(6)

FILE NAME:	080159_tss_mainline.xls	PLOT DATE:	5/7/2009
PROJECT LEADER:	CRB	DRAWN BY:	BDB
DESIGNED BY:	PTS	CHECKED BY:	DAM
TRAFFIC SIGN SUMMARY SHEET # 26		SHEET 85	OF 160