STATE OF VERMONT
AGENCY OF TRANSPORTATION

TRAFFIC SIGN SUMMARY SHEET 22

MILE MARKER, STATION OR SIGN NUMBER	SIGN LEGEND	SIGN DIMENSIONS EA	WIDTH (in)	HEIGHT (in)	NEW & SALVAGED SIGNS "A"	"B"	SALV SIGN	SALV TIS	EXIST POST RETAIN	SALVAGE	NEW SIGN POSTS NO. OF POSTS	FLANGED CHANNEL lb/ft 1.12	2.0	3.0	SQUARE STEEL (in) 1.75 lb/ft 1.88	2.0 lb/ft 2.42	2.5 lb/ft 3.35	ANCHOR	SLEEVE	TUBULAR ALUMINUM DIA (in) 3.0 lb/ft 1.3	4.0 lb/ft 1.7	4.0Mod 1.7	TUBULAR STEEL DIA (in) FND-ATION	3.0 lb/ft 7.6	3.5 lb/ft 9.0	4.0 lb/ft 10.8	5.0 lb/ft 14.6	W-SHAPE STEEL FTG. SIZE 24"	30"	WEIGHT	POST SIZE	SIGN FRAME	REMARKS	SIGN DETAIL DETAIL ON SHEET NUMBER	STD. SHEET NUMBER
153.050 SB		1	48	48	16.00																													VW-001	152	
	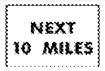	1	30	24	5.00						2												2	X											152	
153.050 SB MED		1	48	48	16.00																													VW-001	152	
	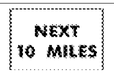	1	30	24	5.00						2												2	X											152	
153.410 SB MED		1	36	36	9.00						2					X		2																	R3-4		E-143
154.000 SB 154.800 SB		5 ~~1~~	12	60 ~~48~~	25.00 ~~4.00~~						5 ~~1~~					X		5 ~~1~~																	D10-3		E-139
154.342 SB		1	36	24	6.00						2					X		2																	I-2		E-131
154.696 SB		1	48	60	20.00						2										X														VR-132	152	
154.946 SB	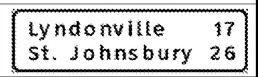	1	132	36		33.00					2												2		X										145	
155.000 SB 155.800 SB		5 ~~1~~	12	60 ~~48~~	25.00 ~~4.00~~						5 ~~1~~					X		5 ~~1~~																	D10-3		E-139
155.146 SB		1	48	60	20.00																													R2-1		E-142
		1	48	48	16.00						2												2		X									VR-141		E-142
155.246 SB		1	48	48	16.00																													VW-397	152	
		1	24	18	3.00						2										X													VP-396	152	
155.346 SB		1	30	15	3.13																													M3-3		E-135
		1	36	36	9.00																													M1-1		E-135
		1	36	36	9.00						1												1	X										M1-10		E-135
												FT	FT	FT	FT	FT 85.9	FT		EA.	LB	LB 141.5	LB		LB 547.2	LB 558.9	LB	LB								
		SUBTOTALS SHEET 22			SF ~~161.13~~ 203.13	SF 33.00	EA.	SF				FT				FT 85.9					LB 141.5		EA. ~~7~~ 9		LB 1106.1			EA.	EA.	LB				

FINAL POST LENGTHS ARE TO BE DETERMINED IN THE FIELD. POST SIZES ARE COMPUTED BASED ON INFORMATION FURNISHED ON THE STANDARD SHEETS AND THE VTRANS "SIGN POST DESIGN GUIDELINE".

PROJECT NAME: LYNDON-DERBY
PROJECT NUMBER: IM IR 091-3(6)

FILE NAME:	080159_tss_mainline.xls	PLOT DATE:	5/7/2009
PROJECT LEADER:	CRB	DRAWN BY:	BDB
DESIGNED BY:	PTS	CHECKED BY:	DAM
TRAFFIC SIGN SUMMARY SHEET # 22		SHEET 81	OF 160