STATE OF VERMONT
AGENCY OF TRANSPORTATION

TRAFFIC SIGN SUMMARY SHEET 18

MILE MARKER, STATION OR SIGN NUMBER	SIGN LEGEND	SIGN DIMENSIONS EA	SIGN DIMENSIONS WIDTH (in)	SIGN DIMENSIONS HEIGHT (in)	NEW & SALVAGED SIGNS "A"	NEW & SALVAGED SIGNS "B"	NEW & SALVAGED SIGNS SALV SIGN	NEW & SALVAGED SIGNS SALV TIS	EXIST POST RETAIN	EXIST POST SALVAGE	NEW SIGN POSTS NO. OF POSTS	FLANGED CHANNEL lb/ft 1.12	FLANGED CHANNEL lb/ft 2.0	FLANGED CHANNEL lb/ft 3.0	SQUARE STEEL (in) lb/ft 1.75	SQUARE STEEL (in) lb/ft 2.0	SQUARE STEEL (in) lb/ft 2.5	ANCHOR	SLEEVE	TUBULAR ALUMINUM DIA (in) lb/ft 3.0	TUBULAR ALUMINUM DIA (in) lb/ft 4.0	TUBULAR ALUMINUM DIA (in) lb/ft 4.0Mod	TUBULAR STEEL DIA (in) FND-ATION	TUBULAR STEEL DIA (in) lb/ft 3.0	TUBULAR STEEL DIA (in) lb/ft 3.5	TUBULAR STEEL DIA (in) lb/ft 4.0	TUBULAR STEEL DIA (in) lb/ft 5.0	W-SHAPE STEEL FTG. SIZE 24"	W-SHAPE STEEL FTG. SIZE 30"	W-SHAPE STEEL WEIGHT	W-SHAPE STEEL POST SIZE	SIGN FRAME	REMARKS	SIGN DETAIL DETAIL ON SHEET NUMBER	SIGN DETAIL STD. SHEET NUMBER
I-91SB 139.830 SB MED							2 ~~1~~				2					X		2																		
140.00 SB ~~139.968 SB~~ 140.800 SB	RETAINED	1 5	6 12	10 60	RETAINED ~~0.42~~ 25.00	EXISTING					~~1~~ 5				~~X~~	X		~~1~~ 5																VD-701	154	
~~140.000 SB~~ 140.060 SB		1	48 ~~12~~	48	16.00 ~~4.00~~						2 ~~1~~					~~X~~		~~1~~				2	X											D10-3		E-139
140.100 SB MED		1	36	12	3.00						2					X		2																R6-1R		E-142
140.188 SB		1	48	48	16.00						2											2	X											W4-1R		E-150
140.256 SB		1	72	60		30.00					2											2	X												153	
140.257 SB		1	18	18	2.25						1				X			1																OM1-1		E-150
140.300 SB		1	48	60	20.00						2									X														W13-3		E-150
140.370 SB	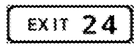	1	96	30	20.00																														153	
	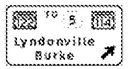	1	222	120		185.00					2																	2		899	W8X21		Bolt Tension 28.4 kips	144	
140.500 SB		1	144	144		144.00					2																	2		728	W8X18		Bolt Tension 19.8 kips	143	
140.510 SB MED		1	36	36	9.00						2					X		2																R3-4		E-143
140.653 SB		1	6	10	0.42						1				X			1																VD-701	154	
140.670 SB	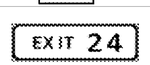	1	96	30	20.00																														153	
		1	216	138		207.00					2																	2		853	W8X21		Bolt Tension 33.4 kips	144	
140.796 SB MED		1	36	12	3.00						2					X		2																R6-1R		E-142
140.874 SB		1	48	48	16.00						2											2	X											W4-1R		E-150
												FT	FT	FT	FT 25.9	FT 134.3	FT		EA.	LB 49.6	LB	LB		LB 592.8	LB	LB	LB								
SUBTOTALS SHEET 18					SF ~~114.09~~ 150.67	SF 566.00	EA. ~~1~~ 2	SF				FT			FT 160.2					LB 49.6			EA. ~~6~~ 8	LB 592.8				EA. 6	EA.	LB 2480					

FINAL POST LENGTHS ARE TO BE DETERMINED IN THE FIELD. POST SIZES ARE COMPUTED BASED ON INFORMATION FURNISHED ON THE STANDARD SHEETS AND THE VTRANS "SIGN POST DESIGN GUIDELINE".

PROJECT NAME: LYNDON-DERBY
PROJECT NUMBER: IM IR 091-3(6)

FILE NAME:	080159_tss_mainline.xls	PLOT DATE:	5/7/2009
PROJECT LEADER:	CRB	DRAWN BY:	BDB
DESIGNED BY:	PTS	CHECKED BY:	DAM
TRAFFIC SIGN SUMMARY SHEET # 18		SHEET 77	OF 160