STATE OF VERMONT
AGENCY OF TRANSPORTATION

TRAFFIC SIGN SUMMARY SHEET 2

MILE MARKER, STATION OR SIGN NUMBER	SIGN LEGEND	SIGN DIMENSIONS EA	SIGN DIMENSIONS WIDTH (in)	SIGN DIMENSIONS HEIGHT (in)	NEW & SALVAGED SIGNS "A"	NEW & SALVAGED SIGNS "B"	NEW & SALVAGED SIGNS SALV SIGN	NEW & SALVAGED SIGNS SALV TIS	EXIST POST RETAIN	EXIST POST SALVAGE	NEW SIGN POSTS NO. OF POSTS	FLANGED CHANNEL lb/ft 1.12	FLANGED CHANNEL lb/ft 2.0	FLANGED CHANNEL lb/ft 3.0	SQUARE STEEL (in) lb/ft 1.75	SQUARE STEEL (in) lb/ft 2.0	SQUARE STEEL (in) lb/ft 2.5	ANCHOR	SLEEVE	TUBULAR ALUMINUM DIA (in) lb/ft 3.0	TUBULAR ALUMINUM DIA (in) lb/ft 4.0	TUBULAR ALUMINUM DIA (in) lb/ft 4.0Mod	TUBULAR STEEL DIA (in) FND-ATION	TUBULAR STEEL DIA (in) lb/ft 3.0	TUBULAR STEEL DIA (in) lb/ft 3.5	TUBULAR STEEL DIA (in) lb/ft 4.0	TUBULAR STEEL DIA (in) lb/ft 5.0	W-SHAPE STEEL FTG. SIZE 24"	W-SHAPE STEEL FTG. SIZE 30"	W-SHAPE STEEL WEIGHT	W-SHAPE STEEL POST SIZE	SIGN FRAME	REMARKS	SIGN DETAIL DETAIL ON SHEET NUMBER	SIGN DETAIL STD. SHEET NUMBER
140.480 NB MED		1	36	36	9.00						2					X		2																R3-4		E-143
140.550 NB		1	30	15	3.13																													M3-1		E-135
		1	36	36	9.00																													M1-1		E-135
		1	36	36	9.00						1											1	X											M1-10		E-135
140.650 NB		1	48	48	16.00																													VW-397	152	
		1	24	18	3.00						2											2	X											VP-396	152	
140.749 NB		1	6	10	0.42						1				X			1																VD-701	154	
140.750 NB		1	48	60	20.00																													R2-1		E-142
		1	48	48	16.00						2											2		X										VR-141		E-142
141.000 NB 141.800 NB	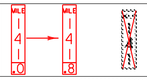	5 ~~1~~	12	60 ~~48~~	25.00 ~~4.00~~						5 ~~1~~					X		5 ~~1~~																D10-3		E-139
141.030 NB	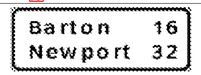	1	96	36		24.00					2											2	X												144	
141.200 NB		1	48	60	20.00						2									X														VR-132	152	
141.366 NB		1	6	10	0.42						1				X			1																VD-701	154	
141.540 NB		1	6	10	0.42						1				X			1																VD-701	154	
141.940 NB		1	138	60		57.50					2											2			X									144	
142.000 NB 142.800 NB	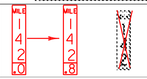	5 ~~1~~	12	60 ~~48~~	25.00 ~~4.00~~						5 ~~1~~					X		5 ~~1~~																D10-3		E-139
142.400 NB	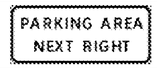	1	138	60		57.50					2											2			X									144	
												FT	FT	FT	FT 24.6	FT 55.4	FT		EA.	LB	LB 71.6	LB		LB 489.5	LB 315.0	LB 641.6	LB								
SUBTOTALS SHEET 2					SF ~~114.39~~ 159.39	SF 139.00	EA.	SF				FT			FT 80.0					LB 71.6			EA. 11	LB 1446.1				EA.	EA.	LB					

FINAL POST LENGTHS ARE TO BE DETERMINED IN THE FIELD. POST SIZES ARE COMPUTED BASED ON INFORMATION FURNISHED ON THE STANDARD SHEETS AND THE VTRANS "SIGN POST DESIGN GUIDELINE".

PROJECT NAME: LYNDON-DERBY
PROJECT NUMBER: IM IR 091-3(6)

FILE NAME:	080159_tss_mainline.xls	PLOT DATE:	5/7/2009
PROJECT LEADER:	CRB	DRAWN BY:	BDB
DESIGNED BY:	PTS	CHECKED BY:	DAM
TRAFFIC SIGN SUMMARY SHEET # 2		SHEET 61	OF 160