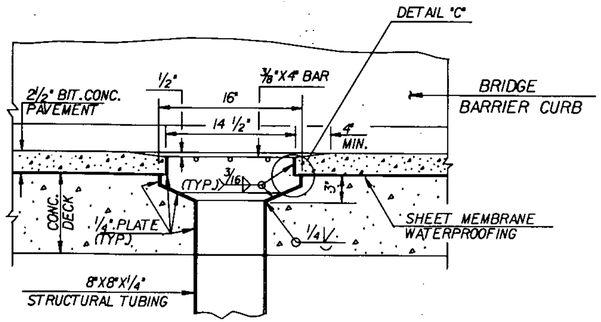

SECTION B-B

SCALE: 1½" = 1'-0

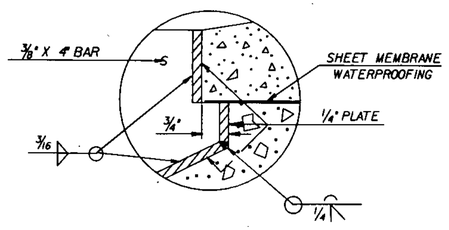

DETAIL "C"

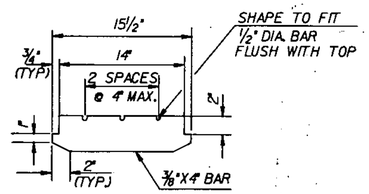

BAR DETAIL FOR GRATE

SCALE: 1½" = 1'-0

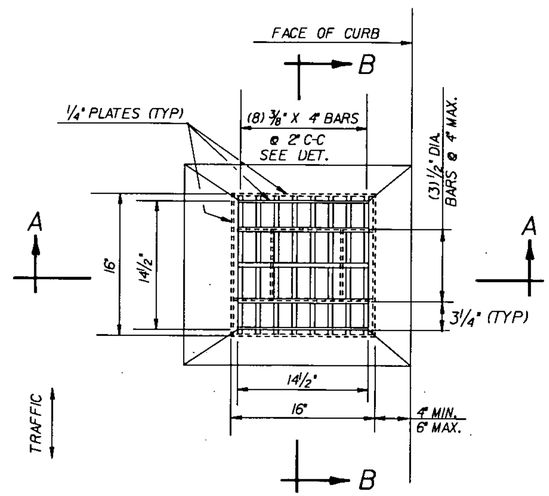

PLAN

SCALE 1½" = 1'-0

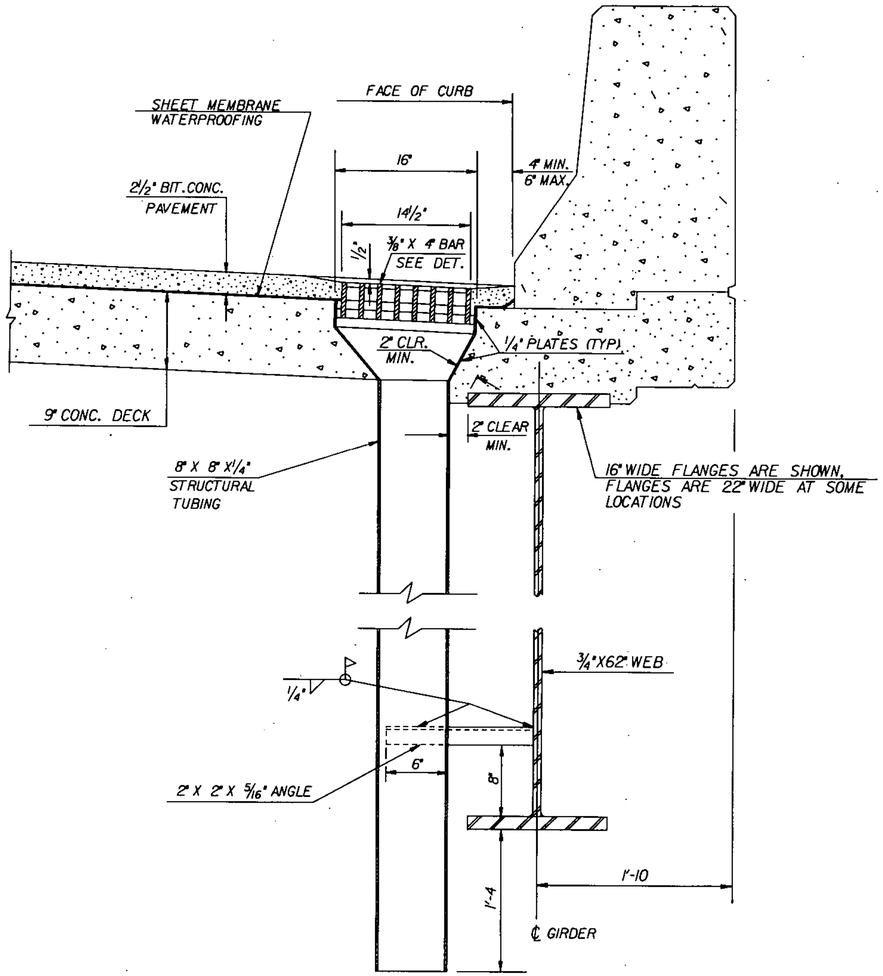

SECTION A - A

SCALE 1½" = 1'-0

NOTES

1. HOLLOW STRUCTURAL STEEL TUBING SHALL CONFORM TO ASTM A-500 OR A-501.
2. ALL PLATES, BARS AND ANGLES SHALL CONFORM TO ASTM A-36.
3. THE TOP SURFACE OF SCUPPER SHALL BE SLOPED TO MATCH ROADWAY SLOPE AND GRADE.
4. THE BAR AND GRATE SECTION MAY BE PREFABRICATED PROVIDING THE GEOMETRY AND SECTION PROPERTIES ARE EQUIVALENT TO THE DETAILS SHOWN.
5. ALL STEEL IN THE HOPPERS, DOWNSPOUTS, TUBING, AND SCUPPERS SHALL BE PAID FOR UNDER ITEM 506.91, STRUCTURAL STEEL.
6. COAT ALL CONCRETE CONTACT SURFACES OF SCUPPERS WITH EPOXY BONDING COMPOUND (SECTION 719), INCLUDED IN THE UNIT PRICE BID FOR THE ITEM, CONCRETE, CLASS A.
7. GALVANIZED AREAS DISTURBED BY FIELD WELDING SHALL BE REPAIRED AS FOLLOWS :
   A. CLEAN AREA TO BE REPAIRED TO A SOUND CLEAN SURFACE (CAREFULL GRINDING WILL BE PERMITTED).
   B. APPLY BY BRUSH TWO COATS OF A ZINC DUST PIGMENTED ORGANIC COATING (95% BY WEIGHT PURE ZINC) WITH A MINIMUM OF 24 HOUR DRYING TIME.

STATE OF VERMONT
AGENCY OF TRANSPORTATION

Town Of ST. JOHNSBURY	Bridge No. 1
Highway No. 191 NORTHERN CONN.	Log Sta. / Surv. Sta. 60+00
191 NORTHERN CONNECTOR OVER THE PASSUMPSIC RIVER	
SCUPPER DETAILS	
Designed By G. SPILAK	Drawn By D. C. WILLEY
Checked By M. GARCIA Date 9-84	Bridge Design Supervisor R. S. HAUPT Date 7-84
PROJECT ST. JOHNSBURY	PROJECT NO. DP-FF-041-1(10)
L.G.C. Info. OSAI:30.25.76D071SCU.DGN	
Bridge Sheet No. BR118	Sheet 76 of 229

BR-6