INDEX OF SHEETS

SHEET NO. 1. Title Sheet
2-4. R.O.W. Detail Sheets
5-9. Plan & Profile Sheets
10-35. Bridge (100 Series) Sheets
36. C-1 Barricades, Signs & Lights
37. Blank
38. J-8 Field Office
39. SCB-01-62
40. SCB-06-62
41. SB-01-64 Sheet 61
42. SB-01-64 Sheet 62
43-57. Cross Sections

Bridge only

STATE OF VERMONT
DEPARTMENT OF HIGHWAYS

PROPOSED IMPROVEMENT

INTERSTATE PROJECT

TOWNS OF WEATHERSFIELD-WINDSOR-HARTLAND

COUNTY OF WINDSOR

INTERSTATE ROUTE 91

BRATTLEBORO-WHITE RIVER JCT. ROAD

CONTRACT # 5

BEGINNING AT A POINT 1.630 MILE NORTHERLY OF THE WEATHERSFIELD-WINDSOR TOWN LINE AND EXTENDING NORTHERLY 0.125 MILE

LENGTH OF BRIDGE 659.50 FEET = 0.125 MILE

LENGTH OF CONTRACT 659.50 FEET = 0.125 MILE

A.D.T.	(1964)	3000
A.D.T.	(1984)	7260
D.H.V.	(1984)	985
D		53 %
T		7
V		60 M.P.H.

PROJECT NAME & NUMBER	TYPE
WEATHERSFIELD-WINDSOR-HARTLAND I 91-1(21), C-5.	TWO 4 SPAN CONTINUOUS WELDED PLATE GIRDER BRIDGES

RECORD PLANS

MATERIALS

SUBBASE OF CRUSHED ROCK-SMITH LA HERAUX QUARRY-NO. HARTLAND, VT.
GRAVEL BACKFILL —TOWN OF WINDSOR GRAVEL PIT — WINDSOR, VT.
JOINT SEALER PREFORMED —A. H. HARRIS & SONS, INC.—HYDE PARK, MASS.
CONCRETE CLASS AA, B & D—MILLER READY MIX, INC.— W. LEBANON, N. H.
STRUCTURAL STEEL—THE STANDARD STRUCTURAL STEEL CO.—NEWINGTON, CT.
REINFORCING STEEL & STEEL PILING—BETHLEHEM STEEL CO.—BETHLEHEM, PA.
GRANITE BRIDGE CURB—BARRETTO GRANITE CO. — MILFORD, N. H.
BRIDGE RAILING—VERMONT STRUCTURAL STEEL CORP.—BURLINGTON, VT.
BRIDGE PAINT —AMSTERDAM COLOR WORKS, INC. — NEW YORK, N. Y.

CONTRACTOR—E. T. O'NEILL & SON CONST. CORP. WESTFIELD, MASS.	CONTRACT DATED—DECEMBER 16, 1964.
RESIDENT ENGINEER—ELBERT H. ISHAM.	STARTED—MARCH 16, 1965.
INSPECTOR — G. CROTEAU.	COMPLETED—SEPTEMBER 9, 1966.
RECORD PLANS — A. G. SPIDLE.	ACCEPTED—SEPTEMBER 13, 1966.

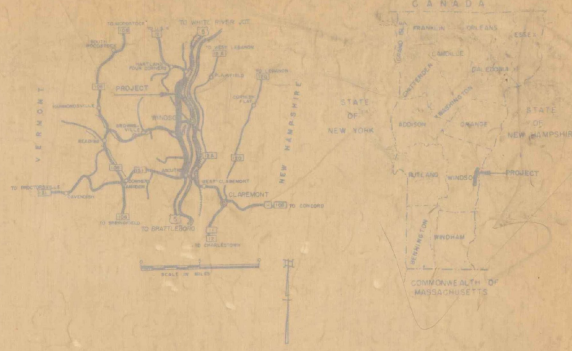

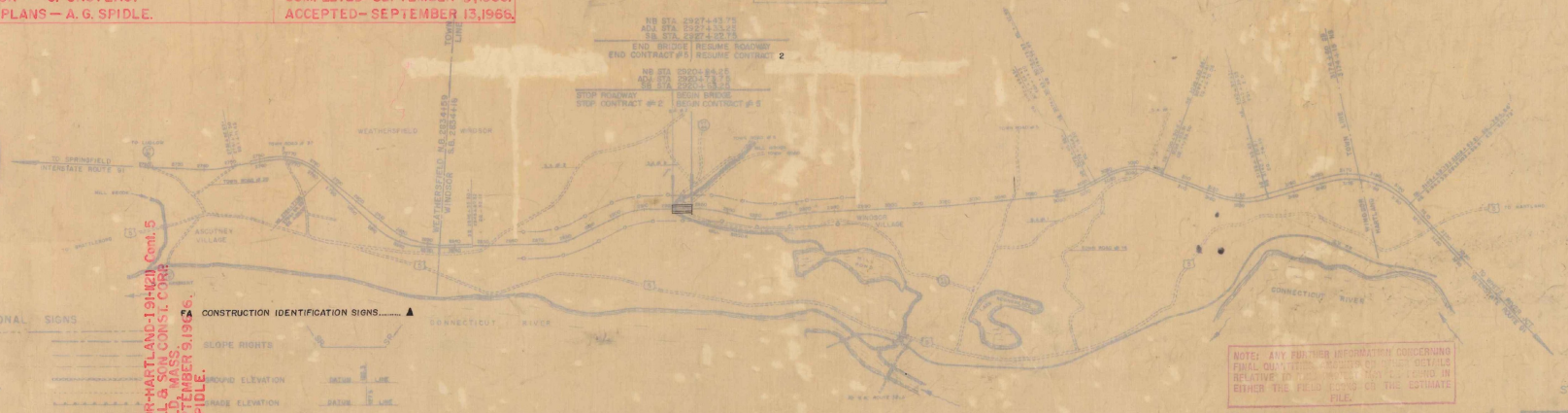

CONVENTIONAL SIGNS

R.O.W.
COUNTY LINE
TOWN LINE
FENCE LINE
STONE WALL
UNFENCED PROPERTY
GUARD RAIL
TRAVELLED WAY
RAILROAD
RETAINING WALL
CENTER LINE
SURVEY LINE
CULVERT
POWER POLE
LIGHT POLE
TREES
HEDGE
LIMITED ACCESS

FA CONSTRUCTION IDENTIFICATION SIGNS..... ▲

SLOPE RIGHTS

ROUND ELEVATION DATUM ℄ LINE
GRADE ELEVATION DATUM ℄ LINE

CURVE DATA

DEFLECTION OF ANGLE Δ
DEGREE OF CURVE D
RADIUS OF CURVE R
TANGENT DISTANCE T
LENGTH OF CURVE L
EXTERNAL DISTANCE E
POINT OF INTERSECTION PI
POINT OF CURVE PC
POINT OF TANGENT PT
POINT ON TANGENT POT
POINT ON SUB-TANGENT POST

WEATHERSFIELD-WINDSOR-HARTLAND-I 91-1(21) Cont. 5
CONTRACTOR—E. T. O'NEILL & SON CONST. CORP.
WESTFIELD, MASS.
CONST. COMPLETED—SEPTEMBER 9, 1966.
RECORD PLANS—A. G. SPIDLE.

NOTE: ANY FURTHER INFORMATION CONCERNING FINAL QUANTITIES, DIMENSIONS OR OTHER DETAILS RELATIVE TO THE CONSTRUCTION MAY BE FOUND IN EITHER THE FIELD BOOKS OR THE ESTIMATE FILE.

THESE PLANS ARE SUBJECT TO SUCH REVISIONS AS MAY BE REQUIRED BY THE BUREAU OF PUBLIC ROADS OR THE COMMISSIONER OF HIGHWAYS.

CONSTRUCTION IS TO BE CARRIED ON IN ACCORDANCE WITH THE PLANS AND THE STANDARD SPECIFICATIONS FOR HIGHWAY AND BRIDGE CONSTRUCTION OF JANUARY 1956 SUBMITTED TO THE BUREAU OF PUBLIC ROADS AS APPROVED JUNE 6, 1956, INCLUDING ALL SUBSEQUENT APPROVED REVISIONS AND SUCH REVISED SPECIFICATIONS AND SPECIAL PROVISIONS AS MAY BE SUBMITTED WITH THE PLANS.

R. H. Arnold
ASST. CHIEF ENGR.

STAGE 1 CONSTRUCTION
CONTRACT # 5

DEPARTMENT OF COMMERCE
BUREAU OF PUBLIC ROADS

WEATHERSFIELD-WINDSOR-HARTLAND

1 of 57

STATE OF VERMONT
DEPARTMENT OF HIGHWAYS
RIGHT-OF-WAY PLANS
(DETAIL SHEET)

TABLE OF PROJECT PROPERTY ACQUISITION

PARCEL NO.	GRANTOR	SHEET NO.	BEGINNING STATION	ENDING STATION	TAKING±	REM.±	RIGHTS	TITLE TAKEN	DATE	TOWN OR CITY RECORDED	BK.	PG.	REMARKS
270 A	Delmer M. Kelley	1	2834+22 NB	2848+50 ML Lt	12.6 A. LA.	288.85 A	Pipe Line						
B		1	2839+00 NB	2848+00 ML Rt	0.55 A								
			2841+75 NB	2843+00 NB			Slope (1400 SQ. FT.)						
			2854+15 LT	2848+50 LT									Loss of Access (2/8.0 A±)
			2839+90 NB Rt				Drainage						
			2840+00 NB Rt	℄ 2845+35 NB Rt			Drainage						
C			2834+15 SB	2839+45 ML Lt	30.0 A. LA.								NON-PARTICIPATING
271-A	Donald B. & Beatrice P. Hammond	3	2848+00 ML Rt	2856+62 ML Lt	42.2 A. L.A.	58.5 A							
B		3	2839+00 NB	2852+21 ML Rt	4.0 A								
C		3	2854+40 ML Lt	2856+62 ML Lt	0.5 A								
			2855+50 NB				Pipe Line						
			2600 SAT Rt				Drainage						
272 A	State of Vermont - Dept. of Forest & Parks	3	2847+90 ML Rt	2854+40 ML Lt	2.9 A. L.A.								
B		3	2853+75 ML Lt	2858+52 ML Lt	0.4 A.								
273 A	Andrew A. & Mary M. McClary	3	2856+45 LT	2858+60 LT	0.1 A.	546.8 A							
B		3	2855+74 Rt	2927+57 Rt	78.1 A. LA.		Pipe Line						
C			2858+94 SB				Ditch (Channel (G.S.R.)						
			2923+80 ML Rt	2845+65 ML Rt			Drainage						
			2870+10 ML Rt				Drainage						
			2883+80 ML Rt				Drainage						
			2887+60 ML Rt				Drainage						
			2910+5 ML Rt				Drainage						
			2916+25 ML Rt				Drainage						
274	Reg H. Gossett	3	2934+01 Lt	2926+53 Lt	0.91 LA	6.3 A							House, Shed & Gar.
275	Raymond H. Kinsey	11	2934+67 Rt	2933+92 Rt	7.6 A LA	4.6 A							
			2930+00 ML Rt				Drainage						
			2932+50 ML Rt				Drainage						
276	Clarence A. & Eleanor H. Prevo	11	2933+10 Lt	2944+40 Rt	19.6 A. LA	26.4 A							
			2935+50 ML Rt				Drainage						
			2939+50 ML Rt				Drainage						
277	Harold J. Harris	10	2944+00 ML Lt	2976+70 ML Lt	65.5 A LA	60.5 A							Camp
			2946+50 Rt				Drainage						Loss of Access 43.3 A±
			2949+50 Rt				Drainage						
			2952+50 ML Rt				Drainage						
			2963+30 Rt				Drainage						
			2962+00 ML Rt				Drainage						
			2969+00 ML Rt				Drainage						
278	Gladys M. Harris	10	2971+20 Rt	2976+70 Lt	2.8 A. L.A.	1.1 A							Spring (Used by 3 Houses)
			2972+00 ML Rt				Drainage						See Revisions # 1 & 8
279	Clifford M. & Aimee M. Thomas	10	2976+64 Rt	2980+65 Rt	5.9 A± LA	0.7 A							2 Springs (Both used by House)
													per lit. by Cameron
280	Charles A. & Gladys F. Vivion	10	2978+80 ML Rt	2980+45 ML Rt	1850 SQ FT± LA	0.6 A							
281	Harold B. & Margaret W. Parry	9	2980+61 Lt	2987+65 Lt	5.9 A. LA	1.6 A							Spring
282	Russell A. & Laura H. Wood	9	2984+04 Rt	2987+22 Rt	0.7 A. LA	0.8 A							
283	Clarence F. & Allura P. Elliott	9	2986+65 Lt				Spring						Spring also used by Carter
284	Melvin C. & Doris L. Shombo	9	2987+15 Rt	2988+63 Lt	0.5 A. LA	0.3 A							
285	Clarence L. & Barbara H. Carter	9	2987+48 Rt	2990+95 Lt	NONE	None							Hog Pen Etc.
286 A	Clarence B. & Nellie M. Croft	10	2976+70 Lt	2978+00 Lt	0.3 A. LA	105.3 A							
B		4	2988+63 Lt	2994+45 Lt	0.4 A. LA.								
			2976+70 Lt	2990+90 Lt.									Loss of Access (105.3 A±)
			2992+00 E.										H.T.&I. to ROW over Gentry
287	Helen L. Cowee	10	2988+50 ML Rt	2990+71 ML Rt	0.5 A. LA	0.5 A							
288	Edwin E. & Marion R. C. HEEVER	4	2990+47 ML Rt	2994+00 ML Rt	1.2 A. LA.	2.5 A							ROW To Croft
289	Harold B. & Ruth B. Atwood	9	2990+65 ML Lt	2998+45 ML Rt	7.1 A. LA.	14.7 A							
			2990+90 Lt	2998+35 Lt									Loss of Access (14.7 A±)
290	Carleton R. & Ruth M. Bushor	14	2993+25 ML Rt	2998+68 ML Rt	0.4 A. LA.	1.5 A							
			2994+40 ML Rt				Drainage						

TABLE OF REVISIONS

REVISION NO.	SHEET NO.	DESCRIPTION OF REVISION	DATE	MADE BY	APPROVED BY
1	20	Richard Harris has bought 0.2 A± of land from Gladys Harris resulting in an additional parcel #399. Parcel #278 now has the same beginning & ending etc., the same take and a remainder now of 1.3 A±. (See parcel 278 & 399 also revision #2.)	10-8-63	I.R.A.	[illegible]
2	22	Richard Harris has bought 0.8 A± of land from Gladys Harris. (See parcel 278 & 399 also revision #1.)	10-8-63	I.R.A.	[illegible]
3	17	John Hawland has sold entire property to William F. & Carrie Lowery. (See parcel 300, 303-A & 303-B also revision #4.)	10-8-63	I.R.A.	[illegible]
4	17	John Hawland has sold entire property to William F. & Carrie Lowery, resulting in change of parcel 300 to 303-C. 303-A & 303-B remain the same. (See parcel 300, 303-A & 303-B also revision #3.)	10-8-63	I.R.A.	[illegible]
5		Line altered to omit Property of Richard Harris parcel 339	12-13-63	I.A.	[illegible]
6		Take on Parcel 275 B Reduced to 76.1 A±	6-15-64	STE	[illegible]
7		Parcel #399 changed to Parcel #402 to avoid duplication of Parcel #5	4-13-64	TCB	[illegible]
8		Parcel #321 changed to Parcel #403 to avoid duplication of Parcel #5	9-13-64	TCB	[illegible]
9		Added Parcel #320 Required by Town of Hartland for Town Garage	8-19-64	BAT	HPR
10		Added Parcel #278C required for Channel Relocation of Mill Brook	10-16-64	DBM	[illegible]
11	22	Parcel #305A - Taking Area changed from 2.7 A± to 0.5 A±. Channel Rights added (3095+23 NB)	5-14-64	D.D.N.	HPR

LEGEND

- —//— — —//— TAKING WITHOUT ACCESS
- —//— P/L —//— TAKING WITHOUT ACCESS ALONG PROPERTY LINES
- ——— ——— TAKING WITH ACCESS
- ——— ——— PRESENT R.O.W.
- ———SR———SR——— SLOPE RIGHTS
- ——— P/L ——— PROPERTY LINE
- —Δ—Δ—Δ— TOP OF CUT
- —○—○—○— TOE OF SLOPE

MADE BY: R. van B. Cone DATE 9/14/63

CHECKED BY: H. T. Ussi DATE 9/14/63

APPROVED [signature] DATE 8/15/63
PROGRAM SUPERVISOR

APPROVED [signature] DATE 8-15-63
CHIEF ENGR.

APPROVED [signature] DATE 8-15-63
R.O.W. DIRECTOR

WEATHERSFIELD - WINDSOR - HARTLAND
IE 91-1 (31) CONTRACT 5
SHEET 2 OF 57 SHEETS

STATE OF VERMONT
DEPARTMENT OF HIGHWAYS
RIGHT-OF-WAY PLANS
(DETAIL SHEET)

TABLE OF PROJECT PROPERTY ACQUISITION

PARCEL NO.	GRANTOR	SHEET NO.	BEGINNING STATION	ENDING STATION	TAKING ±	REM. ±	RIGHTS	TITLE TAKEN	DATE	TOWN OR CITY RECORDED	BK.	PG.	REMARKS
294	Windsor Community Antenna Corp	15	2998+35 ML Lt 2998+35 Lt	3008+47 ML Rt 3008+00 Lt	9.7 A. L.A.	90.3 A							S.R. Young Inc. Less of Access (88.0 Ac±)
292	George E. & Doris M. Gardner	16	3001+10 ML Rt 3000+00 ML Rt 3000+50 ML Rt	3004+10 ML Rt	0.5 A. L.A.	2.3 A	Drainage Drainage						
293-A	Windsor Cemetery Assoc.	15	3006+47 ML Rt	3022+93 ML Lt	12.5 A L.A	54.7 A							Less of Access (37.3 Ac±)
B		16	3022+00 ML Lt	3023+00 ML Lt	2750 SQ FT I.A.								
294-A	Pauline M. Davis	16	3022+84 ML Rt	3043+04 ML Lt	16.9 A. L.A.	196.1 A	Pipe Line						Spring Jct Box
B		16	3022+93 ML Lt	3043+00 ML Lt	8.4 A								for Frontage Road
C		17	3057+00 ML Lt	3043+04 ML Lt	0.9 A. L.A.								Non Participation
D		17	3080+00 ML Lt	3041+67 ML Rt	3.8 A. L.A.								Non Participation
E		17	3039+00 ML Rt	3041+02 ML Rt	0.4 A								
			3028+00 ML Rt				Drainage						
			3024+00 ML Rt				Drainage						
			3035+00 ML Rt				Drainage						
			3033+50 ML Rt				Drainage						
			3025+00 ML Rt				Drainage						
			3029+50 ML Rt				Drainage						
295-A	Village of Windsor	15	3049+47 ML Lt	3045+40 ML Lt	0.5 A	0.2 A							
B		15	3042+38 ML Lt	3045+40 ML Lt	0.3 A								For Frontage Road
C		15	3048+97 ML Lt	3045+38 ML Lt	0.7 A. - L.A.								Non Participation Old Dom, Gate House, Spring
296	Vinton W. & Eleanor H. Rice	14	3041+96 ML Rt	3044+16 ML Lt	1.0 A. L.A.	None							House, Shed & Bar
297-A	State of Vermont, Dept of	13	3039+95 ML Rt	3044+00 ML Rt	2.3 A	107.7 A							Shed
B	Institutions		3044+10 ML Rt 3046+60 SB	3053+08 ML Rt 3089+58 SB	1.8 A. L.A 0.6 A								Non Participation
C			3088+82 ML				WATER PIPE LINE						
298-A	Clarence J. Webster	14	3040+08 ML Rt	3064+17 SB	9.0 A. L.A	68.6 A							
B		14	3044+30 ML Lt	3044+50 ML Lt	0.7 A.								
C		18	3045+14 ML Lt DI HOOLY TR #2	3058+00 ML Lt	2.2 A. L.A		Drive						Non Participation
299-A	Peter Lucarelli, Sr.	13	3019+47 ML Lt	3064+62 SB	7.5 A. L.A.	80.4 A							
B		13	3050+00 ML Rt	3058+00 ML Rt	0.7 A. L.A.								Non Participation Pump & Spring Houses
			3054+00 ML Rt				Drainage						
303C	William F. & Corrie Lowery	17	3064+93 NB	3072+80 NB	3.3 A. L.A.	8.8 A							See Revision # 3
301	Sidney A. & Shirley B. Lane	17	3069+50 SB	3080+00 NB	7.6 A. L.A.	45.4 A.							Spring
			3064+77 Lt	3079+88 Lt									Less of Access (38.0 Ac±)
			3076+50 NB Rt				Drainage						
302	Linwood C. & Mildred L. Merrill	17	3079+98 SB	3083+68 SB	2.8 A. L.A.	33.7 A	Pipe Line						
			3079+58 Lt	3083+47 Lt									Less of Access (8.1 Ac±)
303A	William F. & Corrie Lowery	17	3083+10 NB	3095+10 SB	8.8 A. L.A.	9.9 A	Water Pipes (2)						Gravel Pit
B		17	16+92	19+78 SA #1	0.2 A								See Revision # 4
			3086+97 NB Rt				Drainage						
			3089+47 SB	3095+10 SB									Less of Access (5.2 Ac±)
304-A	Robert W. & Marilyn M. Marshall	17	3094+36 NB	3092+69 NB	3+10 SB Ft I.A.	0.4 A							
B		17	15+40 SA #1	16+98 SA #1	0.1 A								
			3089+35 SB Lt				Spring						Spring on Lowery
305-A	Edwin D. Gates	17	17+79 SA #1	3099+56 NB	0.6 A	89.1 A							
B		17	3095+63 SB	3096+50 SB	0.1 A								
			3085+83 & 16				CHANNEL						
C		17	15+40 SA #1	31+74 SB	17.3 A. L.A								Barn & Hen House
			3099+40 NB Rt				Drainage						
306	Edward F. & Gilbert D. Carlton	23	3111+80 NB	3113+80 NB	3.0 A. L.A	91.0 A							
307	Lester F. & Margaret M. Davies	23	3116+47 SB	3131+68 SB	14.1 A. L.A.	230.9 A							Pond & Dam - Spring
			3116+47 SB	3131+38 SB									Loss of Access (19.9 Ac±)
			3128+50 NB Rt				Drainage						
			3131+00 NB Rt				Drainage						

TABLE OF REVISIONS

REVISION NO.	SHEET NO.	DESCRIPTION OF REVISION	DATE	MADE BY	APPROVED BY

LEGEND

- TAKING WITHOUT ACCESS
- TAKING WITHOUT ACCESS ALONG PROPERTY LINES
- TAKING WITH ACCESS
- PRESENT R.O.W.
- SLOPE RIGHTS
- PROPERTY LINE
- TOP OF CUT
- TOE OF SLOPE

MADE BY: K.W. Wilcox DATE 8/14/63

CHECKED BY: W. K. Wilcox DATE 8/14/63

APPROVED [illegible] DATE 8/15/63
DIVISION SURVEYOR

APPROVED [illegible] DATE 8-15-63
HWY. ENGR.

APPROVED [illegible] DATE 8-15-63
R/W DIRECTOR

WEATHERSFIELD - WINDSOR - HARTLAND
SHEET 3 OF 57 SHEETS

STATE OF VERMONT
DEPARTMENT OF HIGHWAYS
RIGHT-OF-WAY PLANS
(DETAIL SHEET)

TABLE OF PROJECT PROPERTY ACQUISITION

PARCEL NO.	GRANTOR	SHEET NO.	BEGINNING STATION	ENDING STATION	TAKING±	REM.±	RIGHTS	TITLE TAKEN	DATE	TOWN OR CITY RECORDED	BK.	PG.	REMARKS
308	Alfred T. & Gwendolyn Squire d/b/a Boston Brook Motel	7A	3130+40 NB Lt 3136+00 NB Rt 3131+98 SB 3124+02 SB Rt	3140+38 SB 3139+88 SB	7.9 A. LA	35.1 A	Drive 3135+00 - 3137+45 NB Rt Drainage Spring						Loss of Access (28.0 Ac) 1pt. int in spring on Davies
309	Barbara N. Burrington	7C	3158+40 NB 3159+35 SB 3146+00 NB Rt 3150+00 NB Rt 3156+00 NB Rt 3160+50 NB Rt 3163+50 NB Rt	3166+25 SB 3166+35 SB	28.5 A. LA.	221.5 A	Pipe Line Drainage Drainage Drainage Drainage Drainage						Loss of Access (187.3 Ac)
310	Newell D. & Beatrice H. Staples	7C	3163+60 NB 3166+95 SB 3164+50 NB Rt 3168+20 NB Rt 3169+50 NB Rt	3171+22 SB 3171+22 SB	6.3 A. LA	38.7 A	Drainage Drainage Drainage						Loss of Access (6.3 Ac)
311-A B	Bertha W. Burnham	7D 7E	3169+50 NB 3174+93 SB 3171+22 SB	3174+29 NB 3193+62 NB 3182+79 SB	4.6 A. LA 16.7 A. LA.	448.7 A	Pipe Line Drainage						Windsor Hartland Loss of Access (161.3 A).
312-A B S	Allen H. & Mary W. Britton	7E 7G 7F 7G	3182+17 SB 93+50 US 5 16+52 US 5 3207+39 NB Rt 98+00 Lt. 10+85 Rt 11+74 Rt 3229+00 NB Rt 3135+35 SB 3228+68 SB Lt 3232+00 NB Rt	3233+12 SB 40+20 US 5 29+50 US 5 3224+79 NB Rt US 5 Reloc. Ramp "A" Ramp "A" 3224+70 NB Rt	41.8 A. LA 1.9 A 3.9 A 0.1 A	262.9 A	Drive Dreinage Drainage Drive Pipe Line Drainage Drainage						Shed
313	Robert D. & Pauline J. Dukeshire	7G	39+00 US 5	40+40 US 5	0.6 A	8.3 A							
314	James F. & Elena V. Henrich	7H	16+52 US 5	18+64 US 5	0.2 A	4.8 A							
315-A B C D	Town of Windsor	7 7G 7H 7I	13+90 Lt. 42 19+93 Rt 45 10+73 SA Rt 29+11 SA Rt	38+50 SA 42 39+60 Rt 45 19+25 SA Rt			All R.T. & I. in 2.5 A ± All R.T. & I. in 1.7 A ± All R.T. & I. in 1.9 A ± Spring						Spring (Parcel 278 Gladys Harris)
316	Town of Hartland	7A	3234+ NB Rt	3233+27 SB Lt			All R.T. & I. in 11 A ± TR 42						
317	Carl H. & ETTA R. Lamb	7G	38+40 US 5	45+00 US 5	1.8 A	5.9 B.2 A							
319	Lee O. & Collene R. Rushia	7E	17+75 (SA Rt)	19+75 SA Rt	0.10 A	6.9 A	Spring						Water rights across Lowery
403	David D. & Joan C. Dow	7B	3224+74 NB	3225+74 NB			Drive						
323	James H. & Patricia Lucarelli	7A	3054+50 NB Rt				Spring						int in spring on Lucarelli
325	Jane L. Cone	7	2858+50 Rt				Pipe Line						Across McClary
326	William B. & Morgan B. Macleay	7	2859+50 Rt				Pipe Line						Across McClary
327	Lottie A. Kribbstock	7A	3195+95 SB				Pipe Line						Across Britton
402	Richard Harris	7C	2974+08	2975+08	1000 SQ FT	0.2 A	Spring (Parcel 278 Gladys Harris)						See Revision # 2 & #5
400A B	Hayden A. & Hazel G. Slayton	1B 1B	3049+98 NB 3050+00 NB	3051+00 NB 3051+08 NB	0.15 A 0.24 A	0.6 A							Non-Participating
401	Robert Harris		2871+90 ML				Spring (Parcel 278 Gladys Harris)						
405	John S. Carter		2998+98 Lt	2999+98 Rt			Right-of-Way						
406	HARRY M. & JENNETTE S. CHAMBERLIN		2987+48 Rt	2990+75 ±	1.7 R.W.	MORE							SPRING RIGHTS ON ELLIOTT

TABLE OF REVISIONS

REVISION NO.	SHEET NO.	DESCRIPTION OF REVISION	DATE	MADE BY	APPROVED BY

LEGEND

- TAKING WITHOUT ACCESS
- TAKING WITHOUT ACCESS ALONG PROPERTY LINES
- TAKING WITH ACCESS
- PRESENT R.O.W
- SLOPE RIGHTS
- PROPERTY LINE
- TOP OF CUT
- TOE OF SLOPE

MADE BY: [illegible] DATE: 8-12-63

CHECKED BY: [illegible] DATE: 8-15-63

APPROVED: [illegible] DATE: 8/16/63
Program Supervision

APPROVED: [illegible] DATE: 8-15-63
Proj. Dev.

APPROVED: [illegible] DATE: 8-15-63
R.O.W. DIRECTOR

WEATHERSFIELD-WINDSOR-HARTLAND
I.S. 91-1 (21) CONTRACT 5
SHEET 4 OF 57 SHEETS

29

BITUMINOUS CONCRETE CURB, TYPE I
ITEM 865
2914+15 - 2920+42.5' SB Lt.
2910+00 - 2920+59' NB Rt.

STONE FILL for SLOPE PROTECTION
ITEM 522
2919+25 - 2920+75 NB Rt.

* THREE CABLE GUARD w/ STEEL POSTS, ITEM 543
2910+76 - 2920+44 SB Lt.
2909+79 - 2921+59 NB Rt.
2920+00 - 2920+63 NB Lt.
2920+00 - 2920+42 SB Rt.

* STAGE 2 CONSTRUCTION

PLAN
SURVEYED ... DRAWN ... CHECKED ... QUANTITIES ... BENCH ...

No.	By	Date
	Hewitt & Brown Inc.	

250' 2907+00
652'
250' 2913+00
301'
275' 2916+00
400'
275' 2920+00
310'
MATCH
MATCH
MATCH
BM #178-A U.S. Elev. 534.13
BM #179-A U.S. Elev. 498.12
BM #180-A U.S. Elev. 467.80
VT. Grd
℄
℄ POT 2916+80.78
℄ POT 2919+75.46
2907+00 - 2909+39 New 30"x 58' RCCP Mod. Class III
2909+67 - 2910+00 NB New 30"x 72' RCCP Mod. Class III
2910+00 - 2910+39 SB New 18"x 57' RCCP Mod. Class III
2910+39 - 2910+50 NB Rt. New 18"x 37' ACCGMP
2910+50 - 2913+00 NB New 18"x 247' ACCGMP, 16ga.
2911+50 - 2913+00 SB New 18"x 148' ACCGMP, 16ga.
2913+00 - 2914+00 NB New 18"x 97' ACCGMP, 16ga.
2915+00 - 2916+00 SB New 18"x 100' ACCGMP, 16ga.
2915+00 - 2916+71 NB New 18"x 170' ACCGMP, 16ga.
2918+12 - 2918+50 SB New 18"x 38' ACCGMP, 16ga.
2918+72 - 2919+00 NB New 28"x 54' ACCGMP, 16ga.
2918+72 - 2919+00 NB New 28"x 118' ACCGMP, 16ga.
2920+39 SB New 18"x 80' ACCGMP, 16ga.
2920+39 SB Lt. - 2920+60 NB Lt. New 18"x 48' ACCGMP, 16ga.
2920+60 NB New 18"x 30' ACCGMP, 16ga.
2920+60 NB Lt. New 18"x 162' ACCGMP, 16ga. w/ 2-45° Elbows
DT 2912+71.02
Bronze DISC Top Ena Post #1 Elev 484.70
Mill Brook
2920+63.25 SB
2920+84.25 NB
STOP ROADWAY ℄ CONTRACT 2
BEGIN BRIDGE ℄ CONTRACT 5
STAGE 1 CONSTRUCTION
WEATHERSFIELD-WINDSOR-HARTLAND
PROJECT F 91-1(21)
CONTRACT 5
Sheet 5 of 57



PLAN
PROFILE

(WEATHERSFIELD-WINDSOR-HARTLAND)
PROJECT I-91-1(31) CONTRACT 5
SHEET 6 OF 57

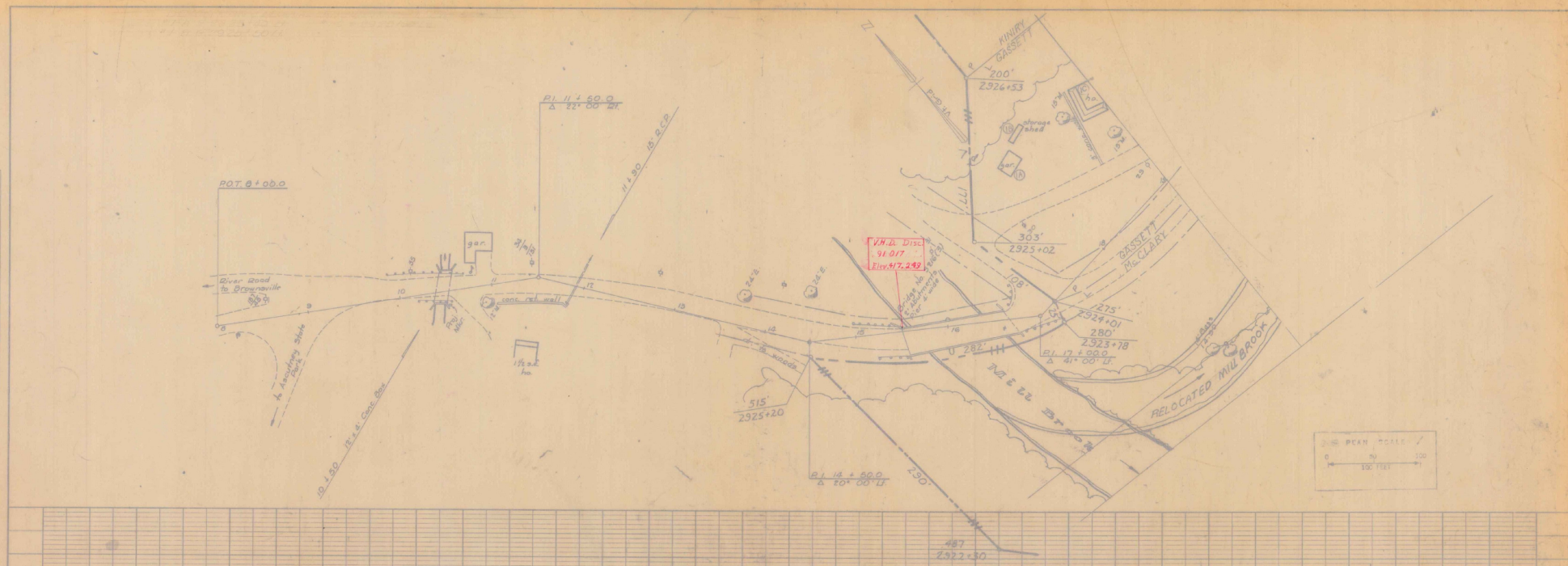

VT ROUTE 44 TO BE BUILT IN ITS ENTIRETY DURING STAGE I CONSTRUCTION

STAGE I CONSTRUCTION
WEATHERSFIELD - WINDSOR - HARTLAND
PROJECT I 91-1(C1)
CONTRACT 5
Sheet 7 of 57

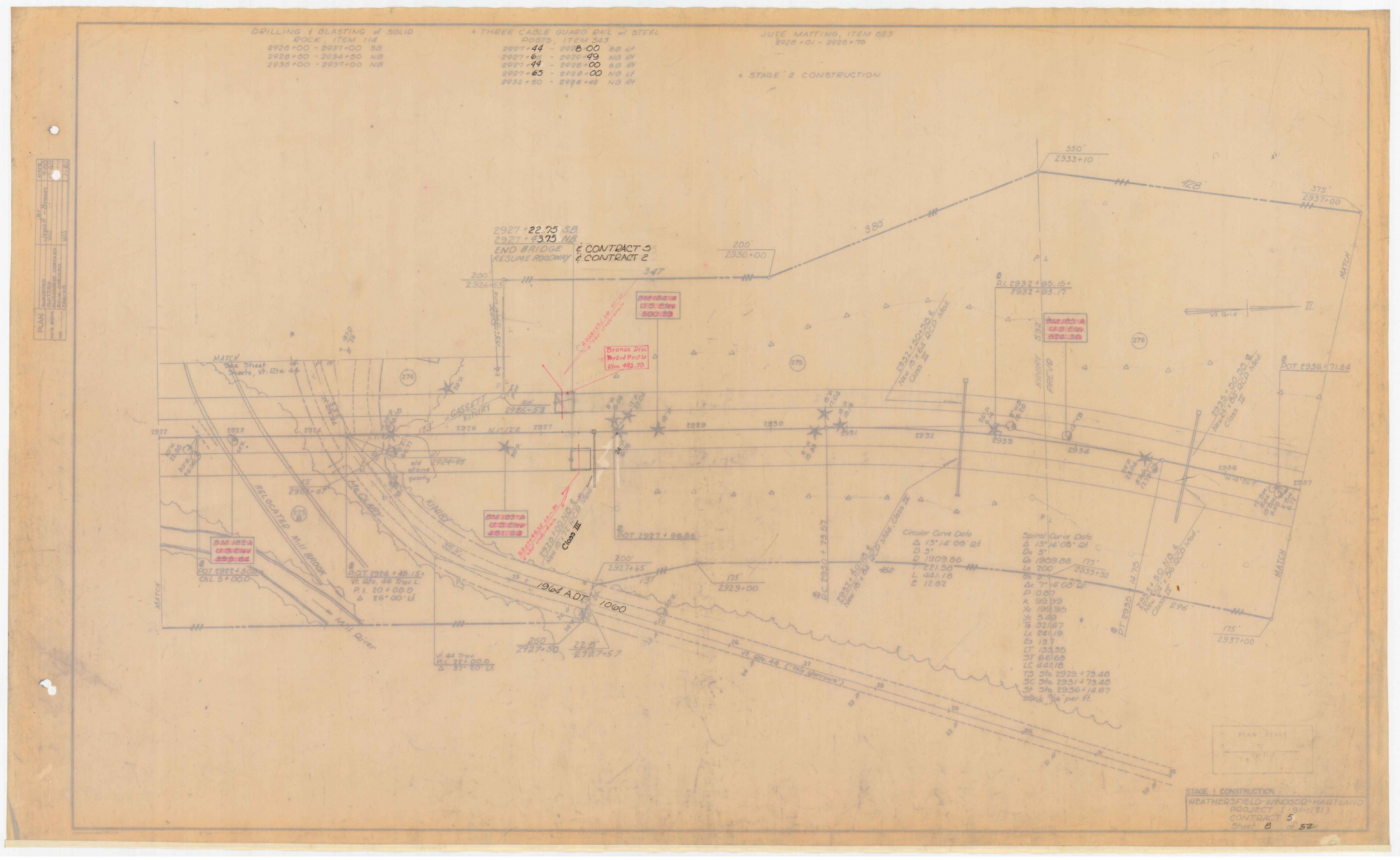
DRILLING & BLASTING of SOLID ROCK, ITEM 114
2926+00 - 2937+00 SB
2926+50 - 2934+50 NB
2935+00 - 2937+00 NB
* THREE CABLE GUARD RAIL w/ STEEL POSTS, ITEM 623
2927+44 - 2928+00 SB Lt
2927+65 - 2929+49 NB Rt
2927+44 - 2928+00 SB Rt
2927+65 - 2928+00 NB Lt
2932+50 - 2934+42 NB Rt
JUTE MATTING, ITEM 623
2928+01 - 2928+76
* STAGE 2 CONSTRUCTION
2927+22.75 SB
2927+93.75 NB
END BRIDGE
RESUME ROADWAY
& CONTRACT 3
& CONTRACT 2
BM 184-A
U.S. Elev. 500.39
Bronze Disc
Top End Post Lt
Elev. 493.70
BM 183-A
U.S. Elev. 461.83
BM 182-A
U.S. Elev. 399.64
BM 185-A
U.S. Elev. 526.36
MATCH
See Sheet
Sheets, Vt. Rte 44
Vt. Rte. 44
Old Stone Quarry
Mill Brook
Relocated Mill Brook
Mill River
Kinney Drug
Gasset
Kinney
Vt. Gr-4
POT 2927+50.00
Ch. L 5+00.0
POT 2924+46.15*
Vt. Rte. 44 Trav. L.
P.I. 20+00.0
Δ 26°00' Lt
Vt. 44 Trav.
P.I. 32+00.0
Δ 37°00' Lt
POT 2927+98.86
POT 2936+71.64
P.C. 2930+73.57
P.I. 2932+95.15*
2932+93.17
Circular Curve Data
Δ 13°14'05" Rt
D 3°
R 1909.86
T 221.58
L 441.18
E 12.82
Spiral Curve Data
Δ 13°14'05" Rt
Ds 3°
Rs 1908.86
Ls 200'
θs 3°
Δc 7°14'05" Rt
P 0.87
k 99.99
Xs 199.95
Ys 5.49
Ts 321.67
Lc 241.19
Es 19.7
LT 133.35
ST 66.68
LC 441.18
TS Sta. 2929+73.48
SC Sta. 2931+73.48
ST Sta. 2936+14.67
Use 3/8" pat. ft.
2932+50.55 ℄ New 18"x64" ACCP Mod. Class III
2935+50.39 ℄ New 42"x68" ACCP Mod. Class III
2927+48.95 ℄ New 18"x64" ACCP Mod. Class III
2928+50 NB ℄ New 18"x64" ACCP Mod. Class III
1964 ADT 1060
Knoll Diver
STAGE 1 CONSTRUCTION
WEATHERSFIELD-WINDSOR-HARTLAND
PROJECT I-91-1(21)
CONTRACT 5
Sheet 8 of 52


2927+22.75 SB
2927+43.75 NB
END BRIDGE & CONTRACT 5
RESUME ROADWAY & CONTRACT 2
+22.75
+43.75
NB PVI
2930+00
500' V.C
492.00
SB PVI
2930+75
600' V.C
492.88
NB +1.181%
SB +1.179%
NB +2.000%
SB +6.000%
STAGE 2 FINISHED GRADES SHOWN
STAGE 1 SUBGRADE ELEVATIONS 2.67 FEET (2'-8") BELOW
NB 2927+65 - 2928+30
Fill to Cut Transition
SB 2927+63 - 2928+40
Fill to Cut Transition
NB 2932+95 - 2933+70
Cut to Fill Transition
PROFILE SCALE
HORIZ. 50 FEET
VERT. 10 FEET
STAGE 1 CONSTRUCTION
2922 2923 2924 2925 2926 2927 2928 2929 2930 2931 2932 2933 2934 2935 2936 2937
WEATHERSFIELD-WINDSOR HARTFORD
PROJECT F 191-11.80 CONTRACT 5
SHEET 9 OF 57

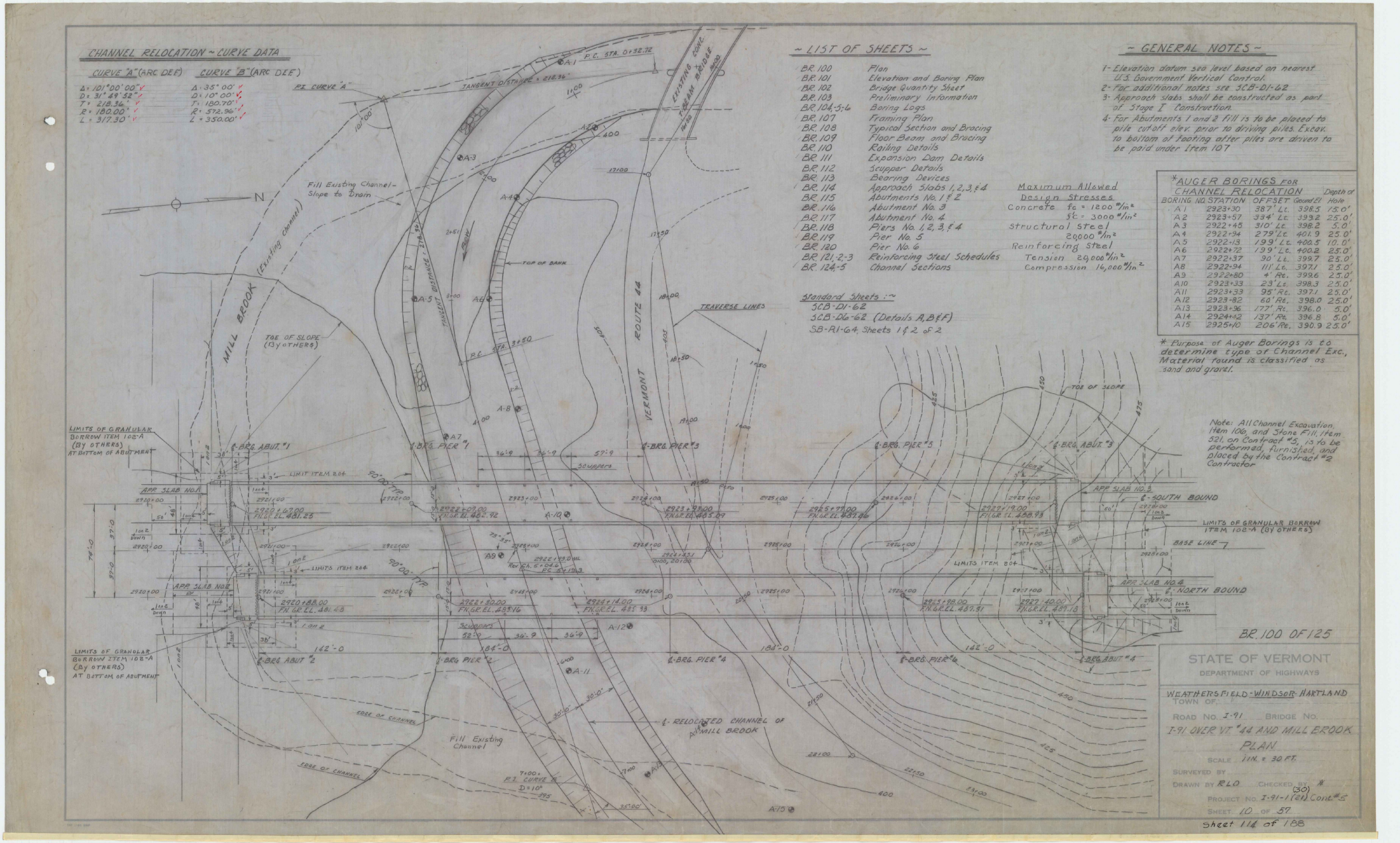

~ LIST OF SHEETS ~

BR. 100	Plan
BR. 101	Elevation and Boring Plan
BR. 102	Bridge Quantity Sheet
BR. 103	Preliminary Information
BR. 104-5-6	Boring Logs
BR. 107	Framing Plan
BR. 108	Typical Section and Bracing
BR. 109	Floor Beam and Bracing
BR. 110	Railing Details
BR. 111	Expansion Dam Details
BR. 112	Scupper Details
BR. 113	Bearing Devices
BR. 114	Approach Slabs 1, 2, 3, & 4
BR. 115	Abutments No. 1 & 2
BR. 116	Abutment No. 3
BR. 117	Abutment No. 4
BR. 118	Piers No. 1, 2, 3, & 4
BR. 119	Pier No. 5
BR. 120	Pier No. 6
BR. 121-2-3	Reinforcing Steel Schedules
BR. 124-5	Channel Sections

Standard Sheets :~
SCB-D1-62
SCB-D6-62 (Details A, B & F)
SB-R1-64, Sheets 1 & 2 of 2

Maximum Allowed Design Stresses
Concrete $f_c = 1200\ \#/in^2$
$f_c = 3000\ \#/in^2$
Structural Steel
$20000\ \#/in^2$
Reinforcing Steel
Tension $20,000\ \#/in^2$
Compression $16,000\ \#/in^2$

~ GENERAL NOTES ~

1- Elevation datum sea level based on nearest U.S. Government Vertical Control.
2- For additional notes see SCB-D1-62
3- Approach slabs shall be constructed as part of Stage I Construction.
4- For Abutments 1 and 2 fill is to be placed to pile cutoff elev. prior to driving piles. Excav. to bottom of footing after piles are driven to be paid under Item 107

*AUGER BORINGS FOR CHANNEL RELOCATION

BORING NO.	STATION	OFFSET	Ground El.	Depth of Hole
A1	2923+30	387' Lt.	398.5	15.0'
A2	2923+57	334' Lt.	398.2	25.0'
A3	2922+45	310' Lt.	398.2	5.0'
A4	2922+94	279' Lt.	401.9	25.0'
A5	2922+13	199' Lt.	400.5	10.0'
A6	2922+72	199' Lt.	400.2	25.0'
A7	2922+37	90' Lt.	399.7	25.0'
A8	2922+94	111' Lt.	397.1	25.0'
A9	2922+80	4' Rt.	399.6	25.0'
A10	2923+33	23' Lt.	398.3	25.0'
A11	2923+33	95' Rt.	397.1	25.0'
A12	2923-82	60' Rt.	398.0	25.0'
A13	2923+96	177' Rt.	396.0	5.0'
A14	2924+52	137' Rt.	396.8	5.0'
A15	2925+10	206' Rt.	390.9	25.0'

* Purpose of Auger Borings is to determine type of Channel Exc., Material found is classified as sand and gravel.

Note: All Channel Excavation, Item 106, and Stone Fill, Item 521, on Contract #2, is to be performed, furnished, and placed by the Contract #2 Contractor

BR. 100 OF 125

STATE OF VERMONT
DEPARTMENT OF HIGHWAYS

WEATHERSFIELD - WINDSOR - HARTLAND
TOWN OF
ROAD NO. I-91 BRIDGE NO.
I-91 OVER VT. #44 AND MILL BROOK
PLAN
SCALE 1 IN. = 30 FT.
SURVEYED BY
DRAWN BY RLD CHECKED BY *
PROJECT NO. I-91-1 (30) (21) Cont. #5
SHEET 10 OF 57

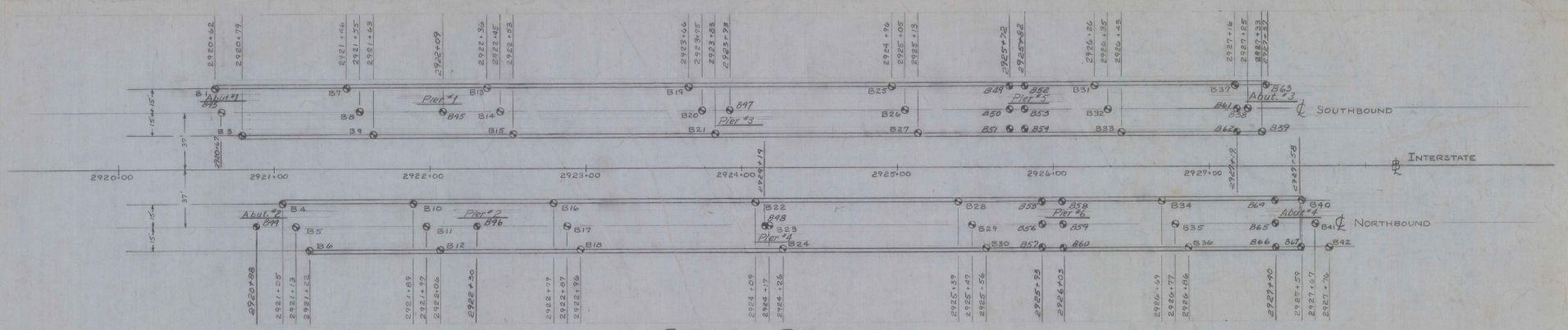

BORING PLAN

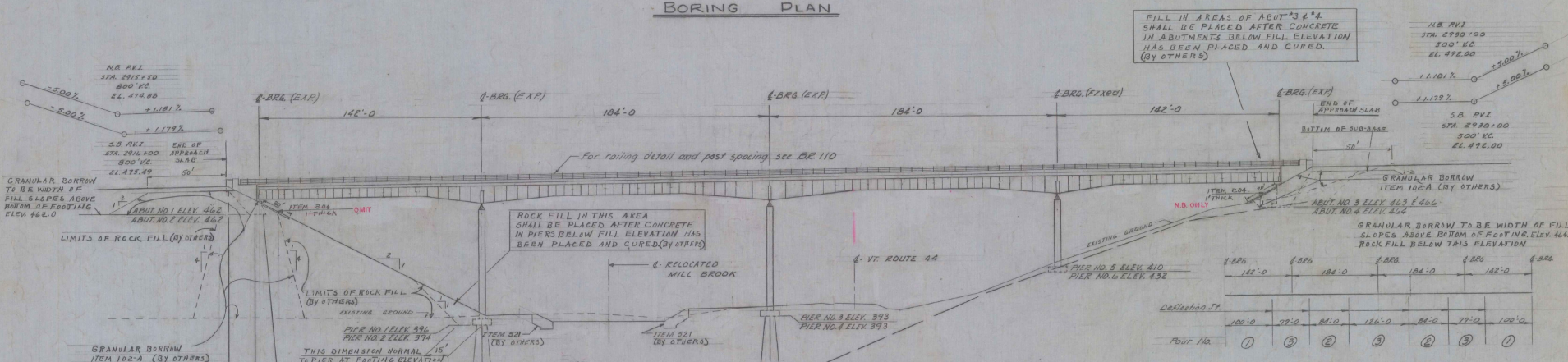

PROFILE - RIGHT FASCIA NORTH BOUND LANE

SLAB POUR SEQUENCE

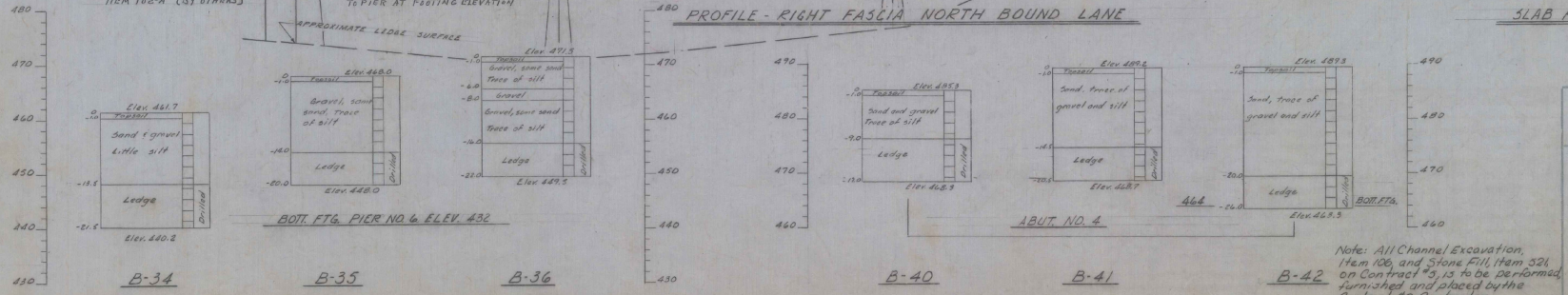

Note: All Channel Excavation, Item 106, and Stone Fill, Item 521, on Contract #3, is to be performed, furnished and placed by the Contract #2 Contractor

BR. 101 OF 125

STATE OF VERMONT
DEPARTMENT OF HIGHWAYS

TOWN OF WEATHERSFIELD-WINDSOR-HARTLAND

ROAD NO. _____ BRIDGE NO. _____

I-91 OVER VT. "44 AND MILL BROOK

ELEVATION & BORING PLAN

SCALE 1" = 30'

SURVEYED BY _____

DRAWN BY RSH FIELD CHECKED BY ABC & W

PROJECT NO. I 91-1(30)(21) Cont. #5

SHEET 11 OF 57

Sheet 115 of

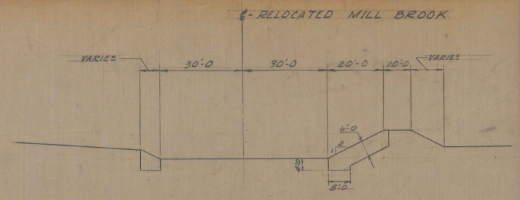

NEW CHANNEL SECT. STA. 0+00 TO STA. 4+00

SCALE 1"=20'

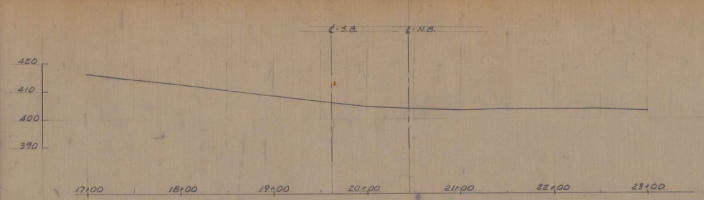

PROFILE ALONG TRAVERSE LINE

HOR. SCALE 1"=60'
VERT. SCALE 1"=20'

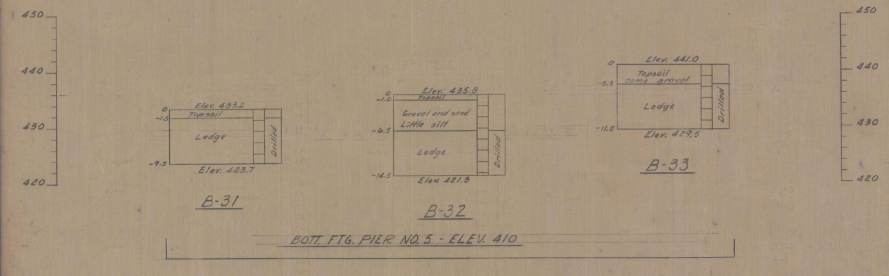

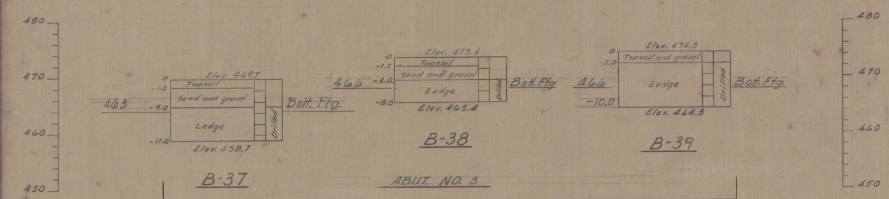

BORING LOG ~ SOUTH BOUND LANE

SCALE 1"=10'

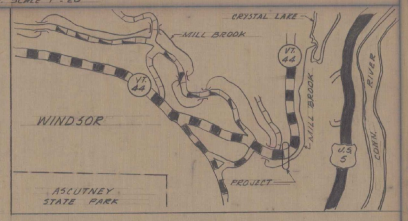

PROJECT LOCATION

SCALE 1"=0.5 MI.

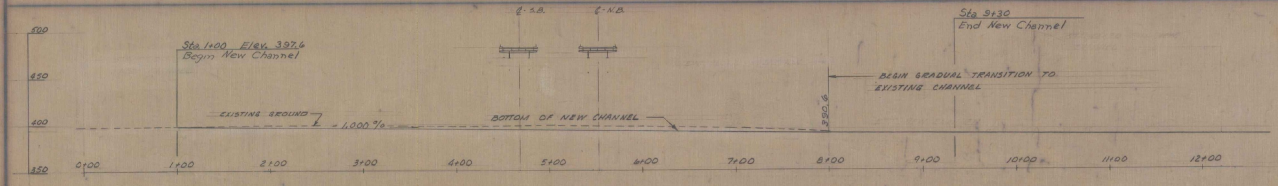

PROFILE OF PROPOSED STREAM CHANNEL

SCALE 1"=60'

HIGHWAY NO I-91 NAME OF HIGHWAY INTERSTATE

STRUCTURE NO ____ COUNTY WINDSOR TOWN WINDSOR

PROJECT NO I-91-1(21) LOCATION WINDSOR

EXISTING STRUCTURE

1 POSTED LOADING OF EXISTING STRUCTURE ____
2 TYPE OF EXISTING STRUCTURE ____
3 UNDERCLEARANCE - ELEVATION OF EXISTING STRUCTURE ____
4 WHAT DISPOSITION SHOULD BE MADE OF EXISTING STRUCTURE ____ COST OF REMOVAL ____
5 SHOULD EXISTING STRUCTURE BE USED TO MAINTAIN TRAFFIC DURING CONSTRUCTION OF NEW STRUCTURE ____
6 SHOULD NEW TEMPORARY STRUCTURE BE BUILT ____
7 ORDINARY HIGH WATER SURFACE ELEV. AT EXISTING STRUCTURE ____ WATERWAY TO ORDINARY H.W. ____
8 EXTREME HIGH WATER AT EXISTING STRUCTURE ____
9 SPAN OF EXISTING BRIDGE UPSTREAM ____ WATERWAY TO EXTREME H.W. ____
SPAN OF EXISTING BRIDGE DOWNSTREAM ____ WATERWAY TO EXTREME H.W. ____
10 TYPE OF FOUNDATION UNDER EXISTING ABUTMENTS ____
11 DOES ALL WATER IN FLOOD ELEVATION PASS THROUGH EXISTING STRUCTURE ____
12 IF NOT, AT WHAT ELEVATION IS RELIEF AFFORDED ____
13 ADDITIONAL WATERWAY AREA PROVIDED ____

NEW STRUCTURE (SCB-30-62 MOD.)

1 RECOMMENDED TYPE OF STRUCTURE CONTINUOUS PLATE GIRDER - FLOOR BEAMS & STRINGERS
2 RECOMMENDED CLEAR SPAN OR SPANS 142'-184'-184'-142'
MEASURED PARALLEL TO ℄ NEW HIGHWAY 652'
MEASURED AT RIGHT ANGLES TO ℄ STREAM 562'±
3 ARE THERE OBJECTIONS TO A PIER IN THE STREAM, ANSWER YES OR NO YES
4 ORDINARY HIGH WATER ELEVATION AT NEW STRUCTURE ____
5 EXTREME HIGH WATER ELEVATION AT NEW STRUCTURE 601.8 SOURCE OF INFORMATION 50 Yr. Imm. B.F.E. Chart
6 IS ALL WATER INTENDED TO PASS THROUGH NEW STRUCTURE? YES
7 DOES STREAM REACH ITS MAXIMUM HIGH WATER ELEVATION RAPIDLY? NO IS ORDINARY RISE RAPID? NO
8 LOW WATER ELEVATION AT NEW STRUCTURE 554.0 ±
9 DRAINAGE AREA IN ACRES ABOVE STRUCTURE 27,500 CHARACTER OF TERRAIN MOUNTAINOUS
10 IS STREAM EVER DRY? NO
11 VELOCITY OF STREAM AT HIGH WATER STAGE 12.0 FT/SEC. ESTIMATED DISCHARGE 7500 C.F.S.
12 AREA FULL OPENING ____ AREA BELOW ORDINARY H.W. ____
13 CHARACTER OF SCOUR ____ DRIFT ____ SIZE ____
14 ESTIMATED DRAINAGE AREA ABOVE NATURAL OR ARTIFICIAL STORAGE ____
15 VERTICAL CLEARANCE ABOVE FLOOD ELEVATION 17.0 Ft. ±
16 ARE SIDEWALKS REQUIRED, IF SO ON WHAT SIDE NONE BOTH SIDES ____
17 RECOMMENDED TYPE OF PAVEMENT REINFORCED CONCRETE WITH BITUMINOUS SURFACE
18 TRAFFIC TO BE MAINTAINED UNDER ITEM NO. ____ ONE OR TWO WAYS ____ PROBABLE COST ____
19 PROBABLE COST OF CLEARING AND GRUBBING STREAM CHANNEL AT STRUCTURE SITE ____
20 SHOULD PROVISIONS BE MADE FOR PUBLIC UTILITIES? No
21 ESTIMATED ALLOWABLE LOAD ON FOUNDATIONS ____ SHOULD PILES BE USED? Yes EST. LENGTH 45-135

FOUNDATION INFORMATION

OBTAINED FOR DESIGN PURPOSES ONLY, AND THE STATE ASSUMES NO RESPONSIBILITY WHATSOEVER FOR THE SUFFICIENCY OR ACCURACY OF THE INFORMATION SHOWN. BOULDERS MAY BE ENCOUNTERED AT ANY PIER OR ABUTMENT LOCATION.

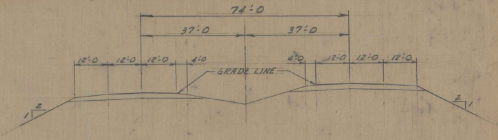

TYPICAL INTERSTATE SECTION

HIGH FILL

SCALE 1" = 20'

Note: All Channel Excavation, Item 106, and Stone Fill, Item 521, on Contract #3 is to be performed, furnished and placed by the Contract #2 Contractor

BR. 103 OF 125

STATE OF VERMONT
DEPARTMENT OF HIGHWAYS

INTERSTATE ____ IN THE TOWNS OF WEATHERSFIELD-WINDSOR-HARTLAND

ROUTE NO. I-91 LOG STA 2924+19

INTERSTATE OVER VT. ROUTE 44 AND MILL BROOK

SURVEYED BY RLD	CHECKED BY [illegible]	SCALE As Shown
DRAWN BY [illegible]	CHECKED BY [illegible]	DATE

PROJECT NO. I-91-1(21) Cont. 4 SHEET 13 OF 57

SUBMITTED Feb. 26, 1962 [signature] BRIDGE ENGINEER

APPROVED 9/11/62 [signature] CHIEF ENGINEER

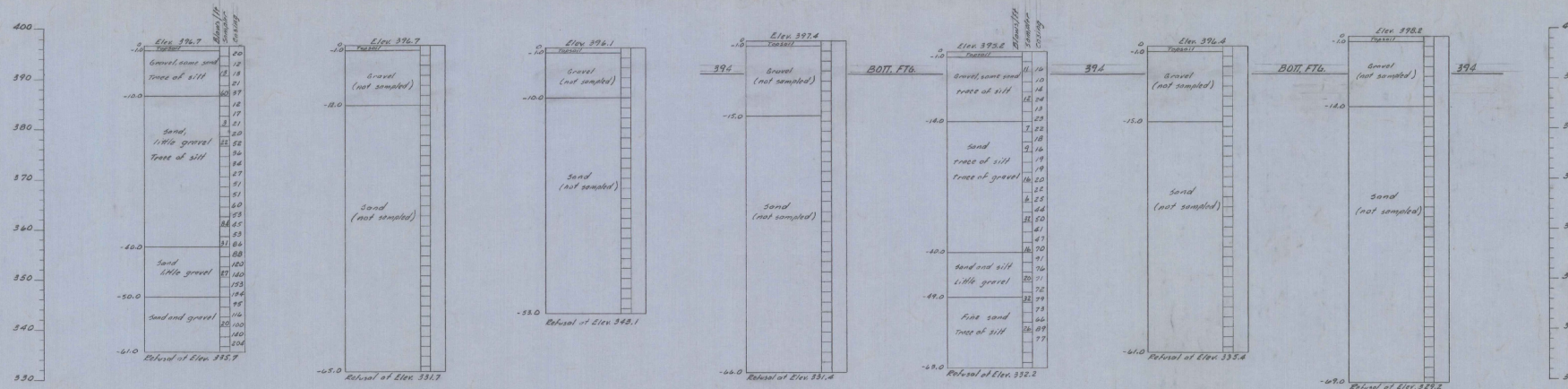

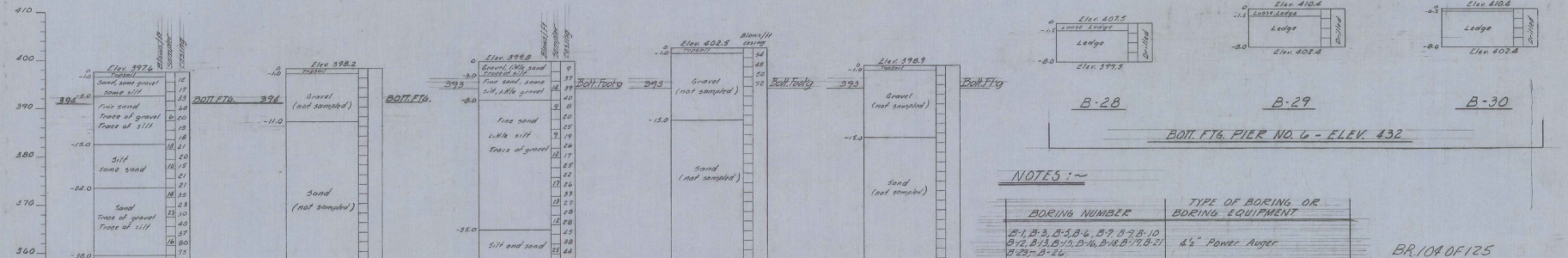

NOTES :~

BORING NUMBER	TYPE OF BORING OR BORING EQUIPMENT
B-1, B-3, B-5, B-6, B-7, B-9, B-10, B-12, B-13, B-15, B-16, B-18, B-19, B-21, B-23 - B-26	4½" Power Auger
B-4, B-11, B-17, B-22	Standard Penetration :- Casing : O.D. = 6⅝" I.D. = 5⅝" Hammer 350# Fall 24" Sampler: O.D. = 2" I.D. = 1⅜ Hammer 140# Fall 30"
B-43 — B48	Standard Penetration :- Casing : O.D. = 3" I.D. = 2⅝" Hammer 350# Fall 24" Sampler: O.D. = 2" I.D. = 1⅜ Hammer 140# Fall 30"
B-8, B-14, B-20	Standard Penetration :- Casing : O.D. = 5¾" I.D. = 1⅜" Hammer 350# Fall 24"
B-27 — B-42, B-49 — B-67	Drilled Ledge (at or near surface)

BORING LOG ~ NORTH BOUND LANE

BR. 104 OF 125

STATE OF VERMONT
DEPARTMENT OF HIGHWAYS

TOWN OF WEATHERSFIELD - WINDSOR - HARTLAND
ROAD NO. I-91 BRIDGE NO.
I91 OVER VT. "44 AND MILL BROOK
BORING LOG
SCALE 1 IN. = 10 FT.
SURVEYED BY
DRAWN BY RLO CHECKED BY M
PROJECT NO. I91-1(21) Cont. "5
SHEET 14 OF 57

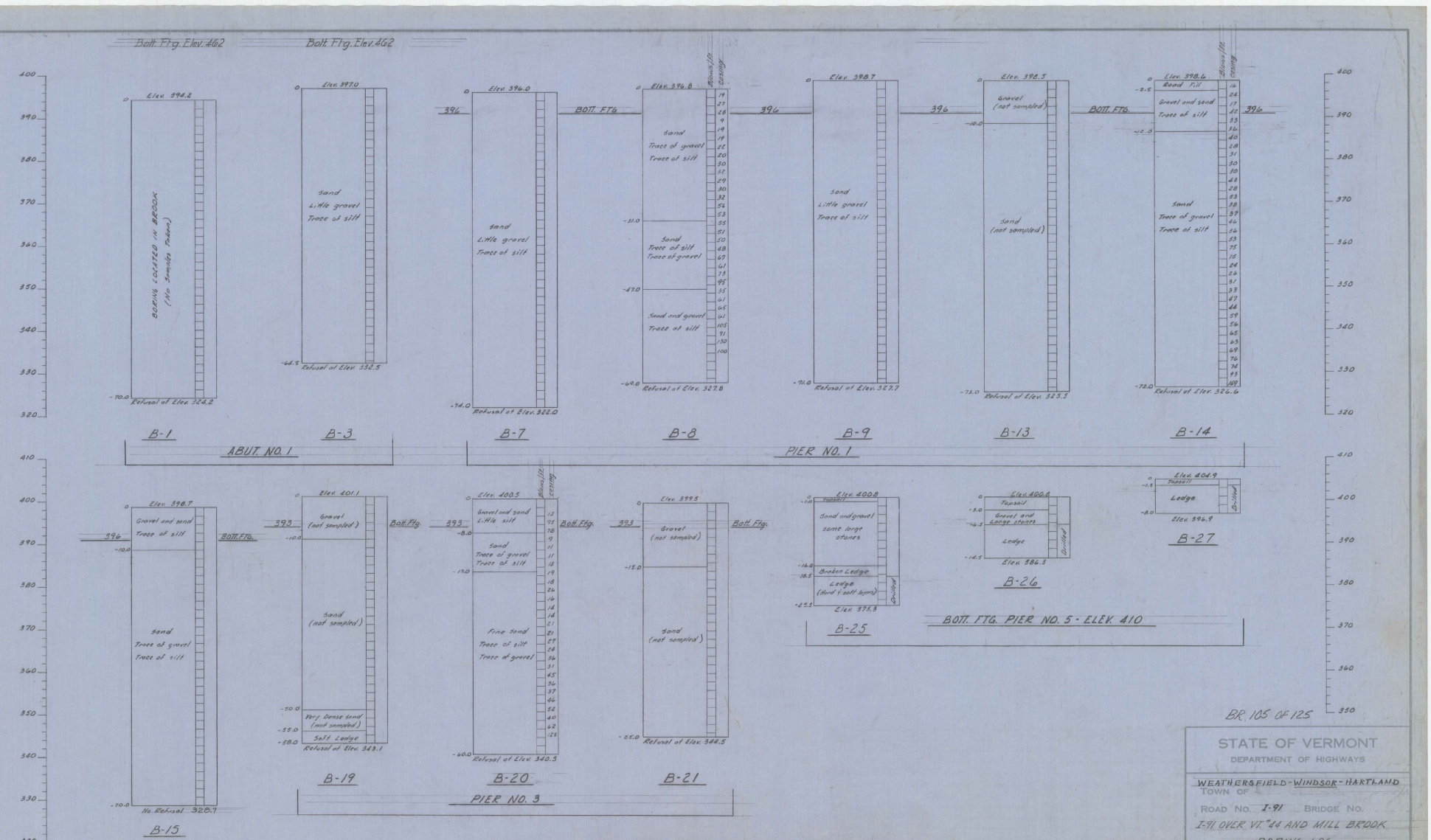

BR. 105 OF 125

STATE OF VERMONT
DEPARTMENT OF HIGHWAYS

TOWN OF WEATHERSFIELD-WINDSOR-HARTLAND

ROAD No. I-91 BRIDGE No.

I-91 OVER VT. 44 AND MILL BROOK

BORING LOG

SCALE 1 IN. = 10 FT.

SURVEYED BY

DRAWN BY R.L.O. CHECKED BY X

PROJECT NO. I91-1(21) Cont.#5

SHEET 15 OF 57

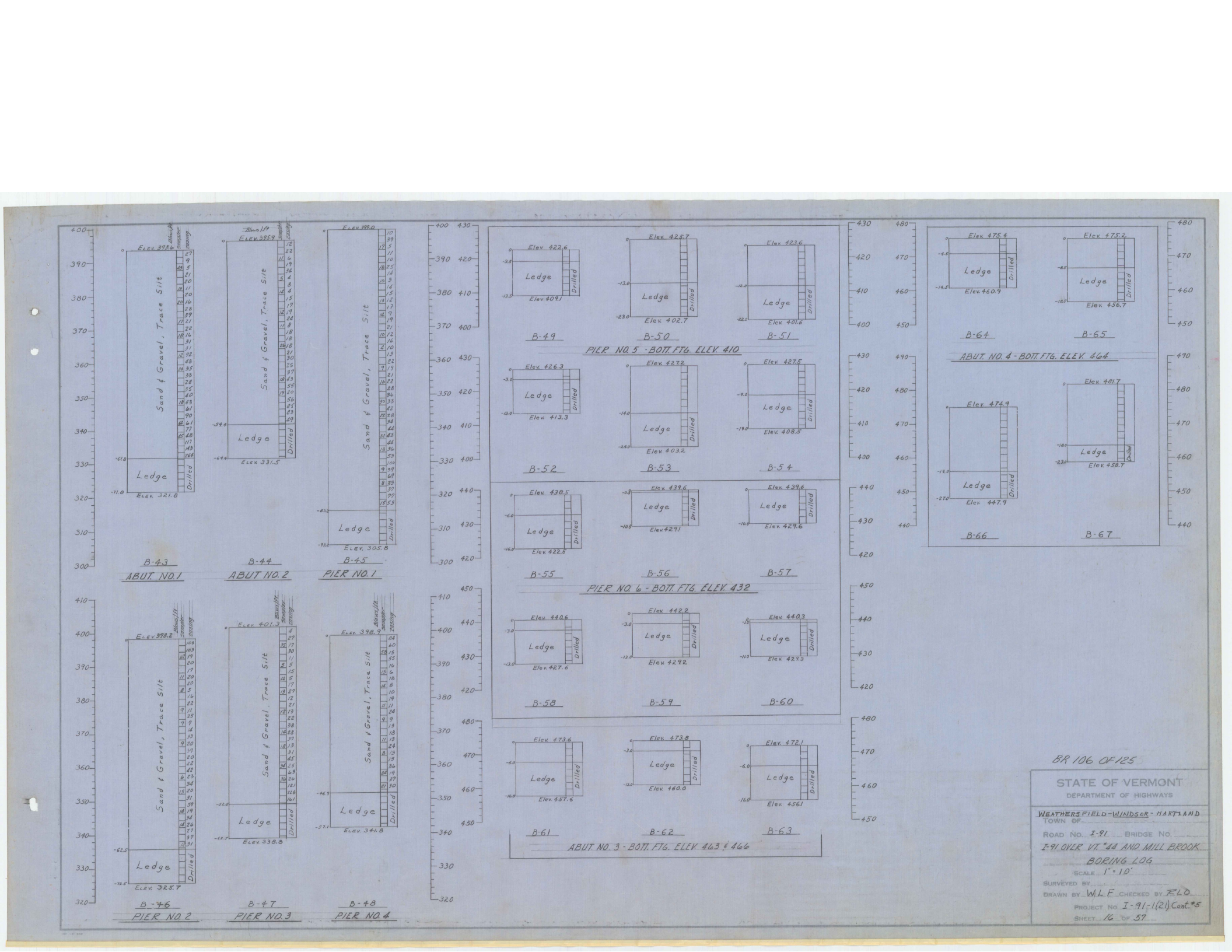

BR 106 OF 125

STATE OF VERMONT
DEPARTMENT OF HIGHWAYS

TOWN OF WEATHERSFIELD - WINDSOR - HARTLAND

ROAD NO. I-91 BRIDGE NO.

I-91 OVER VT. "44 AND MILL BROOK

BORING LOG

SCALE 1" = 10'

SURVEYED BY

DRAWN BY W.L.F CHECKED BY R.L.D

PROJECT NO. I-91-1(21) Cont. #5

SHEET 16 OF 57

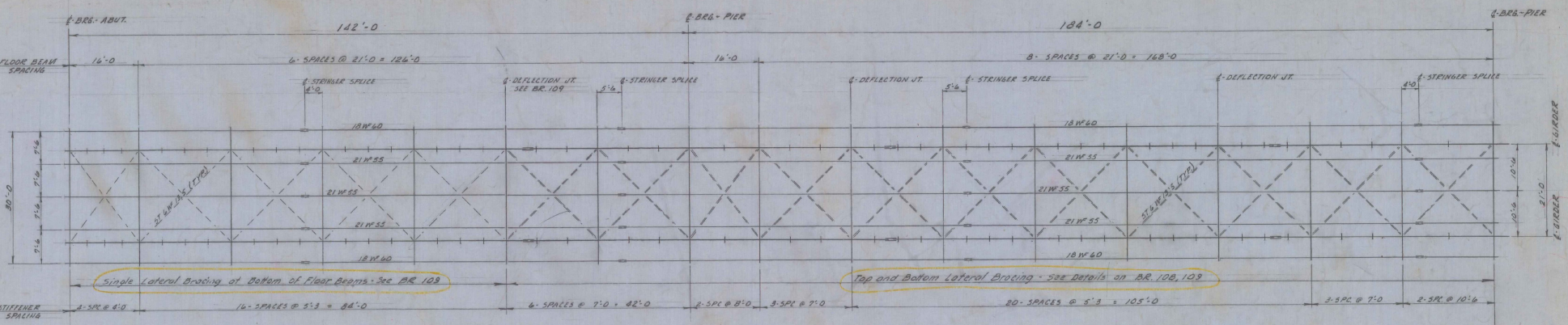

Single Lateral Bracing at Bottom of Floor Beams - See BR 108

Top and Bottom Lateral Bracing - See Details on BR 108, 109

HALF FRAMING PLAN

SCALE 3/32" = 1'-0

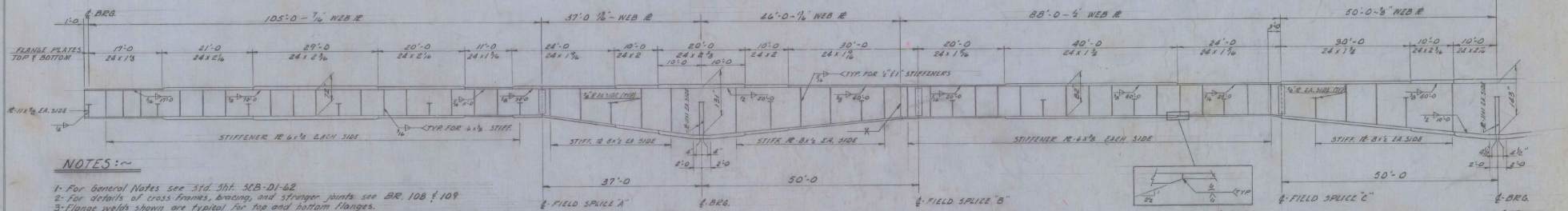

NOTES:-

1- For General Notes see Std. Sht. SEB-D1-62.
2- For details of cross-frames, bracing, and stringer joints see BR. 108 & 109
3- Flange welds shown are typical for top and bottom flanges.
4- End spans shall be cambered 4 1/2 inches and center spans shall be cambered 4 3/16 inches.

ELEVATION - HALF MAIN GIRDER

SCALE 3/32" = 1'-0

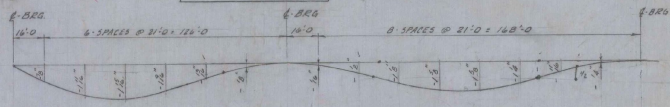

DEAD LOAD DEFLECTION DIAGRAM

(GIRDER, STRINGERS & SLAB) NOT TO SCALE

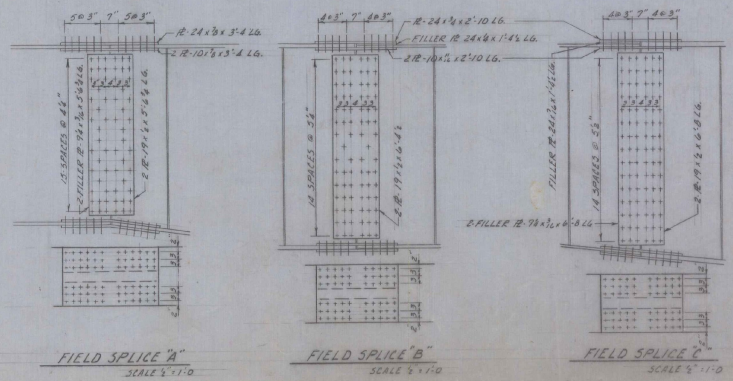

FIELD SPLICE "A" SCALE 1/2" = 1'-0

FIELD SPLICE "B" SCALE 1/2" = 1'-0

FIELD SPLICE "C" SCALE 1/2" = 1'-0

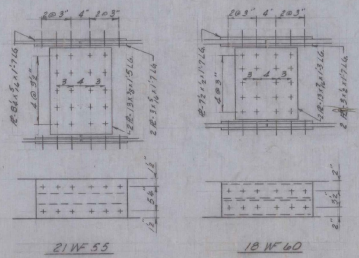

STRINGER SPLICES SCALE 1"=1'-0

ITEM NO	ITEM	UNIT	NORTH BOUND TOTAL	NORTH BOUND FINAL	SOUTH BOUND TOTAL	SOUTH BOUND FINAL
	CHAN. EXCAV. OF EARTH	C.Y.				
	CHAN. EXCAV. OF ROCK	C.Y.				
	UNCLASS. CHAN. EXCAV.	C.Y.				
	STRUCT. EXCAV.	C.Y.				
	CONC. CLASS B	C.Y.				
	REINF. STEEL	LBS.				
	ASPHALTIC ASB. COATING	S.Y.				
	TREATED TIMBER PILING	L.F.				
	SPLICES FOR STEEL PILING	EA.				
	STEEL PILING	L.F.				
	UNTREATED TIMBER PILING	L.F.				

BR 107 OF 125

STATE OF VERMONT
DEPARTMENT OF HIGHWAYS

TOWN OF WEATHERSFIELD - WINDSOR - HARTLAND

ROAD NO. I-91 BRIDGE NO.

I-91 OVER VT. #44 & MILL BROOK

FRAMING PLAN

SCALE As Shown

SURVEYED BY

DRAWN BY R.L.O. CHECKED BY A.G.C.

PROJECT NO. I-91-1(21) CONT. #5

SHEET 17 OF 57

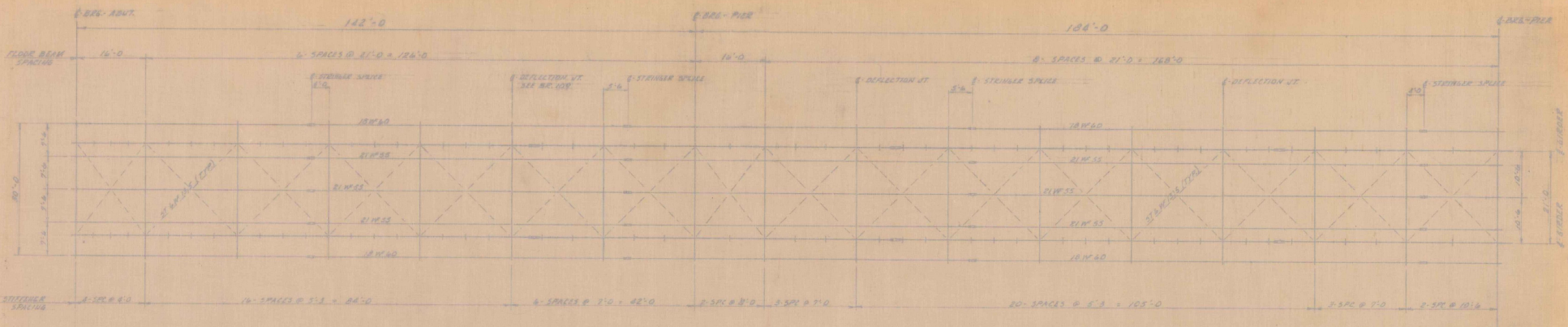

HALF FRAMING PLAN

SCALE 3/32" = 1'-0

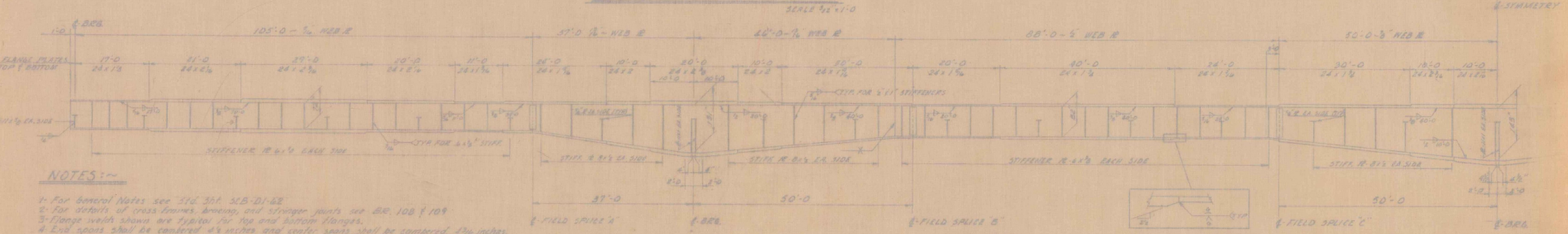

NOTES:-

1- For General Notes see Std. Sht. SCB-D1-62.
2- For details of cross frames, bracing, and stringer joints see BR. 108 & 109.
3- Flange width shown are typical for top and bottom flanges.
4- End spans shall be cambered 4¾ inches and center spans shall be cambered 4⅞ inches.

ELEVATION - HALF MAIN GIRDER

SCALE 1/16" = 1'-0



DEAD LOAD DEFLECTION DIAGRAM

(GIRDER, STRINGER & SLAB) NOT TO SCALE

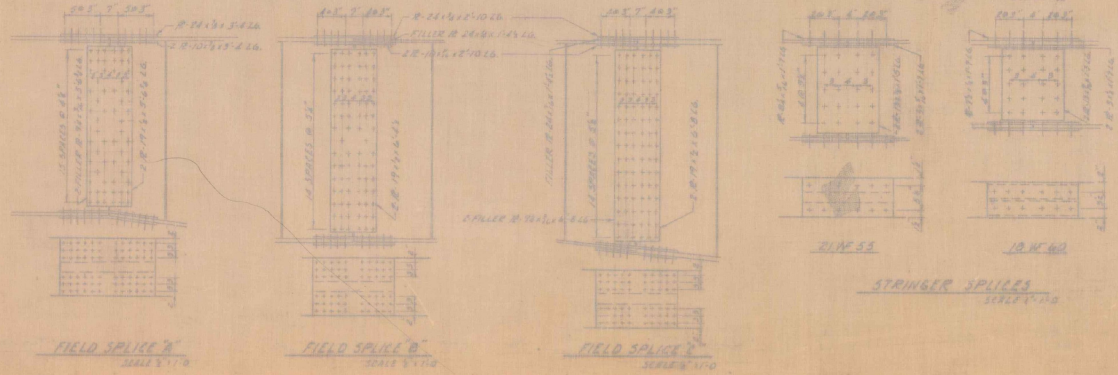

STRINGER SPLICES

SCALE 3" = 1'-0

ITEM NO.	ITEM	UNIT	NORTH BOUND TOTAL	NORTH BOUND FINAL	SOUTH BOUND TOTAL	SOUTH BOUND FINAL
	CHAN. EXCAV. OF EARTH	C.Y.				
	CHAN. EXCAV. OF ROCK	C.Y.				
	UNCLASS. CHAN. EXCAV.	C.Y.				
	STRUCT. EXCAV.	C.Y.				
	CONC. CLASS B	C.Y.				
	REINF. STEEL	LBS.				
	ASPHALTIC - ADH. COATING	S.Y.				
	TREATED TIMBER PILING	L.F.				
	SPLICES FOR STEEL PILING	EA.				
	STEEL PILING	L.F.				
*	UNTREATED TIMBER PILING	L.F.				

BR. 107 OF 125

STATE OF VERMONT
DEPARTMENT OF HIGHWAYS

WEATHERSFIELD - WINDSOR - HARTLAND
TOWN OF

ROAD NO. I-91 BRIDGE NO.

I-91 OVER VT. RT. 44 & F. HILL BROOK

FRAMING PLAN

SCALE AS SHOWN

SURVEYED BY

DRAWN BY M.A.O. CHECKED BY A.G.L.

PROJECT NO. I-91-1(102)28(17)S

SHEET 17 OF 32

ORIGINAL CONTRACT PLANS

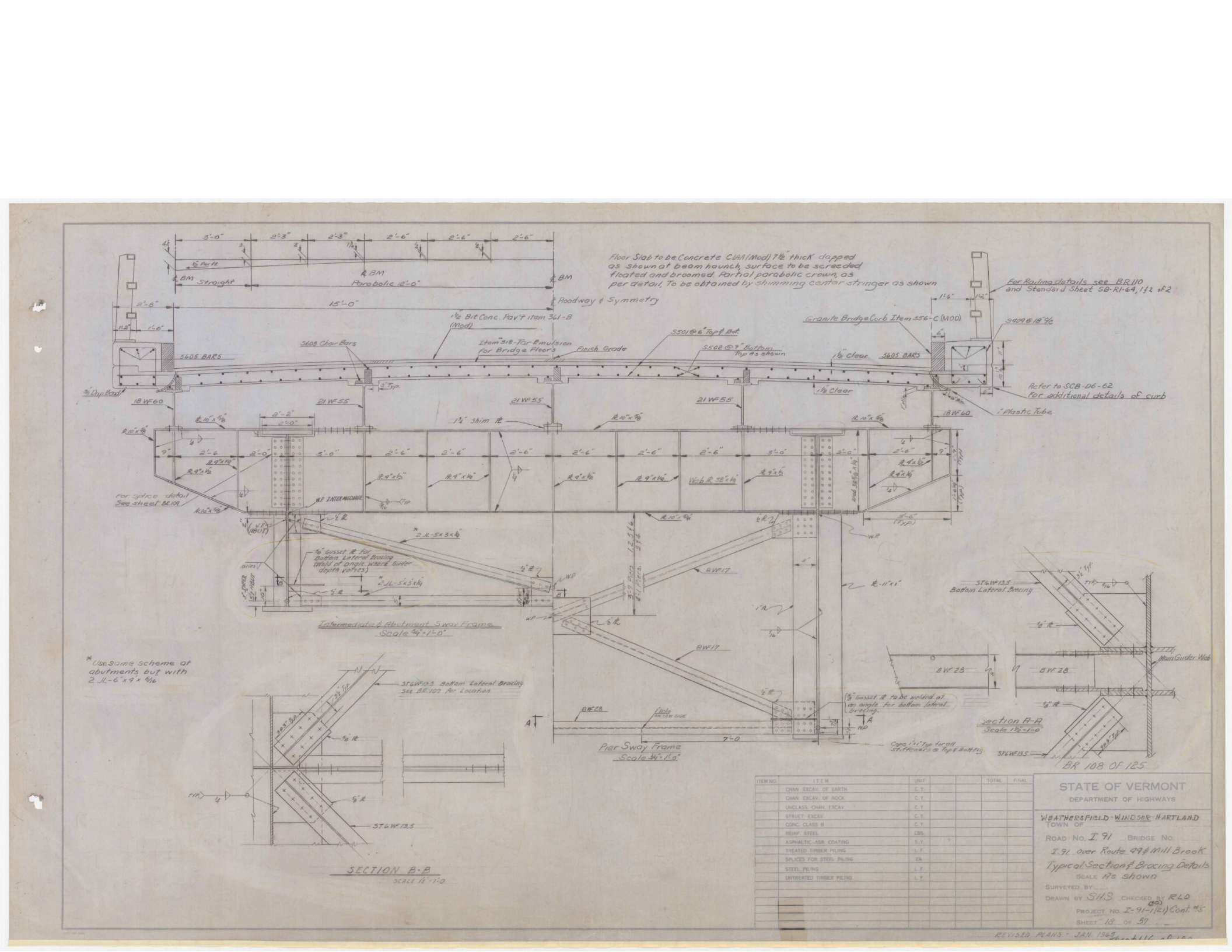

ITEM NO.	ITEM	UNIT		TOTAL	FINAL
	CHAN. EXCAV. OF EARTH	C.Y.			
	CHAN. EXCAV. OF ROCK	C.Y.			
	UNCLASS. CHAN. EXCAV.	C.Y.			
	STRUCT. EXCAV.	C.Y.			
	CONC. CLASS B	C.Y.			
	REINF. STEEL	LBS.			
	ASPHALTIC-ASB. COATING	S.Y.			
	TREATED TIMBER PILING	L.F.			
	SPLICES FOR STEEL PILING	EA.			
	STEEL PILING	L.F.			
	UNTREATED TIMBER PILING	L.F.			

STATE OF VERMONT
DEPARTMENT OF HIGHWAYS

TOWN OF WEATHERSFIELD-WINDSOR-HARTLAND

ROAD NO. I 91 BRIDGE NO.

I-91 over Route 44 & Mill Brook

Typical Section & Bracing Details

SCALE As shown

SURVEYED BY

DRAWN BY SHS CHECKED BY RLD

PROJECT NO. I-91-1(21) Cont. #5

SHEET 18 OF 57

REVISED PLANS - JAN. 1965

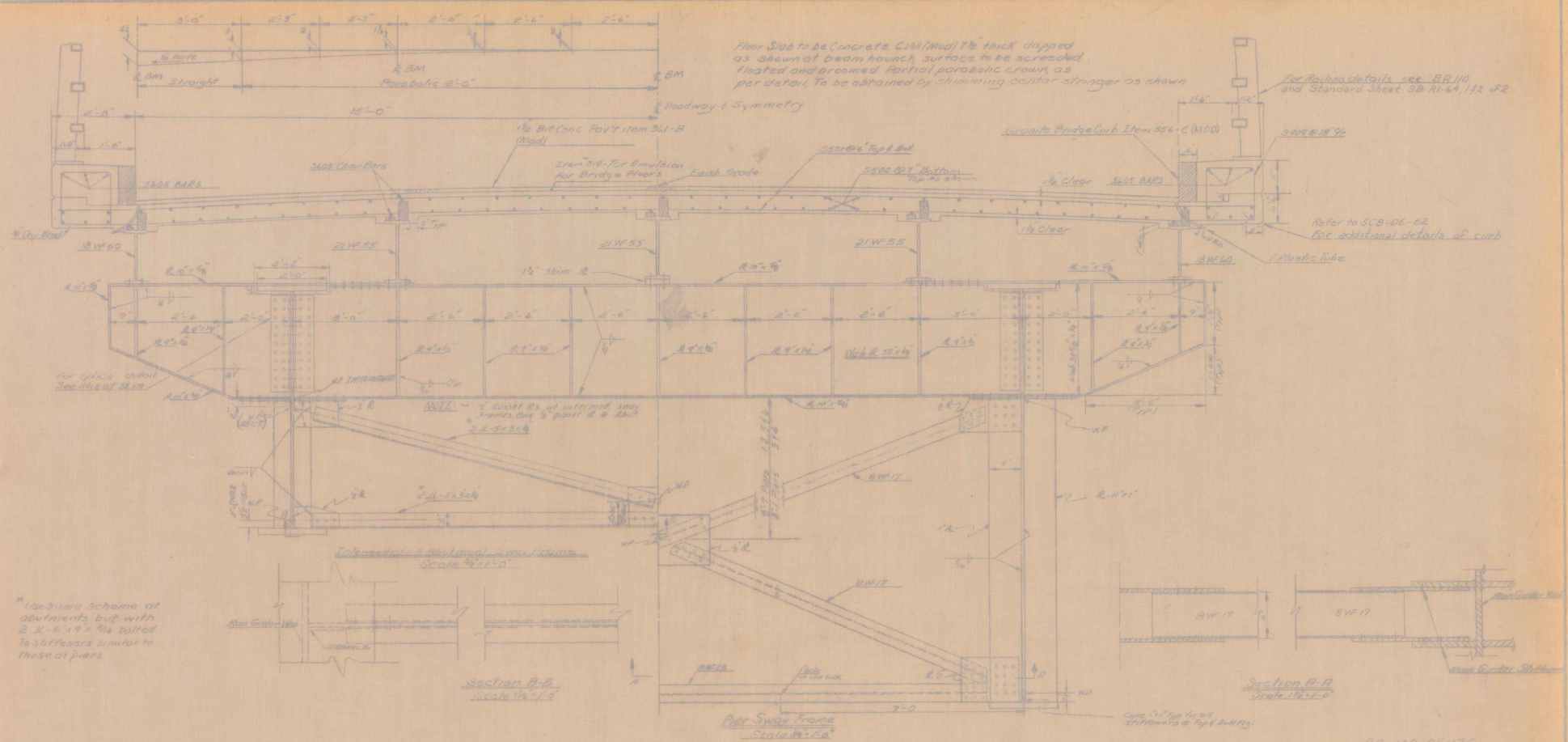

BR 108 OF 125

ITEM NO.	ITEM	UNIT			TOTAL	FINAL
	CHAN. EXCAV. OF EARTH	C.Y.				
	CHAN. EXCAV. OF ROCK	C.Y.				
	UNCLASS. CHAN. EXCAV.	C.Y.				
	STRUCT. EXCAV.	C.Y.				
	CONC. CLASS B	C.Y.				
	REINF. STEEL	LBS.				
	ASPHALTIC ASB. COATING	S.Y.				
	TREATED TIMBER PILING	L.F.				
	SPLICES FOR STEEL PILING	EA.				
	STEEL PILING	L.F.				
	UNTREATED TIMBER PILING	L.F.				

STATE OF VERMONT
DEPARTMENT OF HIGHWAYS

WEATHERSFIELD-WINDSOR-HARTLAND
TOWN OF
ROAD NO. I 91 BRIDGE NO.
I 91 over Route 44 & Mill Brook
Typical Section & Bracing Details
SCALE As Shown
SURVEYED BY
DRAWN BY SHS CHECKED BY RLD
PROJECT NO. I-91-1(21) Cont. 35
SHEET 18 OF 39

ORIGINAL CONTRACT PLANS

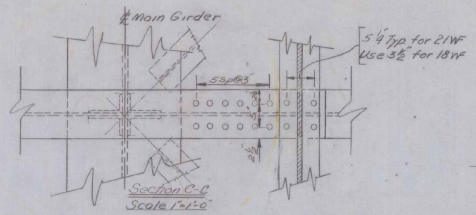

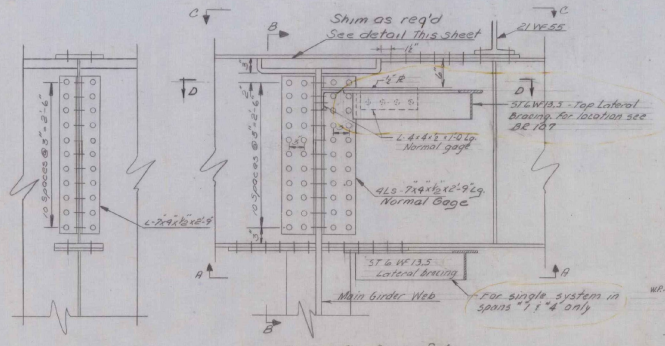

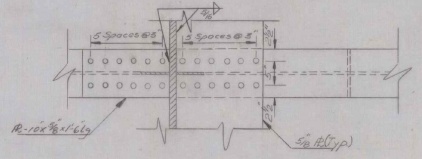

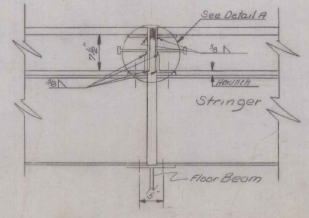

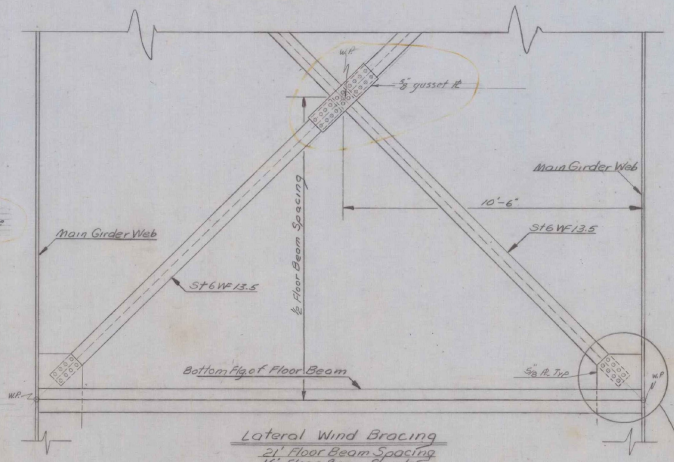

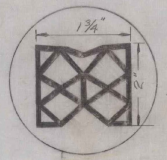

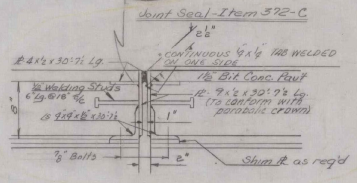

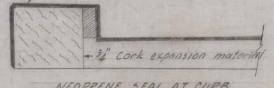

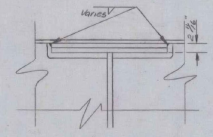

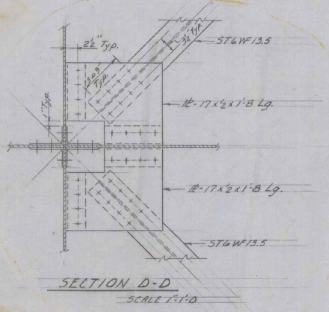

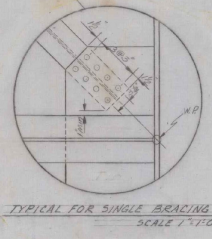

ITEM NO.	ITEM	UNIT			TOTAL	FINAL
	CHAN. EXCAV. OF EARTH	C.Y.				
	CHAN. EXCAV. OF ROCK	C.Y.				
	UNCLASS. CHAN. EXCAV.	C.Y.				
	STRUCT. EXCAV.	C.Y.				
	CONC. CLASS B	C.Y.				
	REINF. STEEL	LBS.				
	ASPHALTIC-ASB. COATING	S.Y.				
	TREATED TIMBER PILING	L.F.				
	SPLICES FOR STEEL PILING	EA.				
	STEEL PILING	L.F.				
	UNTREATED TIMBER PILING	L.F.				

BR 109 OF 125

STATE OF VERMONT
DEPARTMENT OF HIGHWAYS

WEATHERSFIELD - WINDSOR - HARTLAND
TOWN OF

ROAD NO. I-91 BRIDGE NO.

I-91 Over Vt. Rt. 44 & Mill Brook

FLOOR BEAM & BRACING DETAILS

SCALE As Shown

SURVEYED BY

DRAWN BY S.H.S. CHECKED BY R.L.D.

PROJECT NO. I-91-1(21) Cont "3"

SHEET 19 OF 27

REVISED PLANS - JAN. 1968

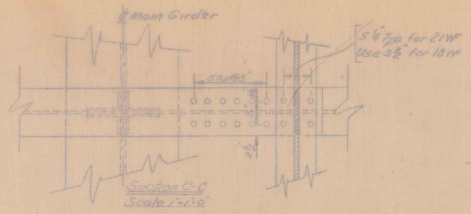

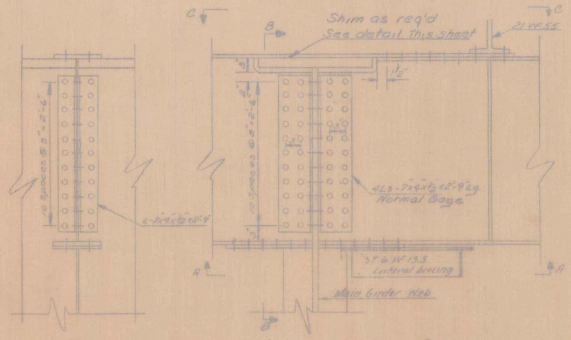

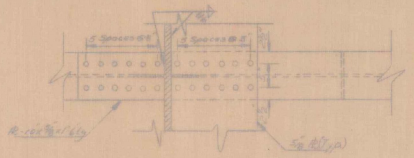

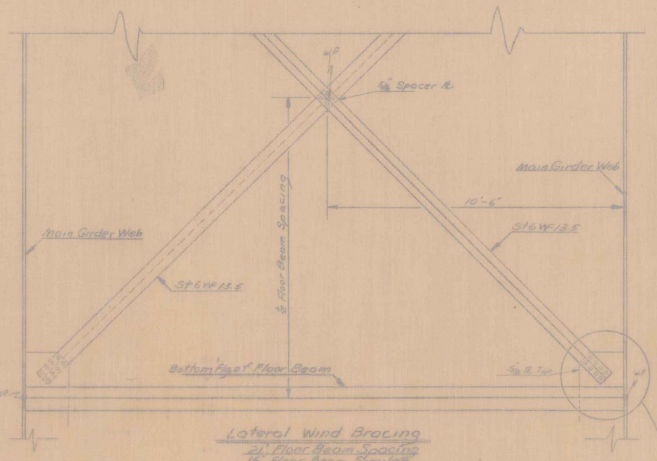

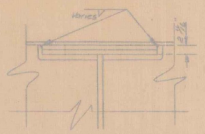

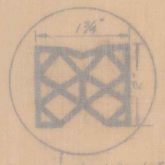

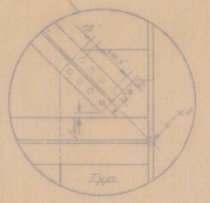

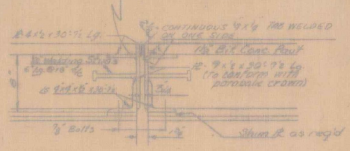

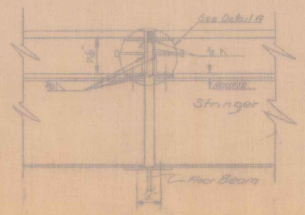

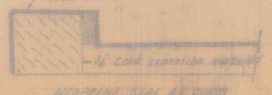

ITEM NO.	ITEM	UNIT			TOTAL	FINAL
	CHAN. EXCAV. OF EARTH	C.Y.				
	CHAN. EXCAV. OF ROCK	C.Y.				
	UNCLASS. CHAN. EXCAV.	C.Y.				
	STRUCT. EXCAV.	C.Y.				
	CONC. CLASS B	C.Y.				
	REINF. STEEL	LBS.				
	ASPHALTIC ASB. COATING	S.Y.				
	TREATED TIMBER PILING	L.F.				
	SPLICES FOR STEEL PILING	EA.				
	STEEL PILING	L.F.				
	UNTREATED TIMBER PILING	L.F.				

BR 109 OF 125

STATE OF VERMONT
DEPARTMENT OF HIGHWAYS

WEATHERSFIELD - WINDSOR - HARTLAND
TOWN OF

ROAD NO. I-91 BRIDGE NO.

I-91 over Vt. Rt. 44 & Mill Brook

FLOOR BEAM & BRACING DETAILS

SCALE AS SHOWN

SURVEYED BY

DRAWN BY S.A.S. CHECKED BY

PROJECT NO. I-91-1(61)Con'116

SHEET 19 OF 21

ORIGINAL CONTRACT PLANS

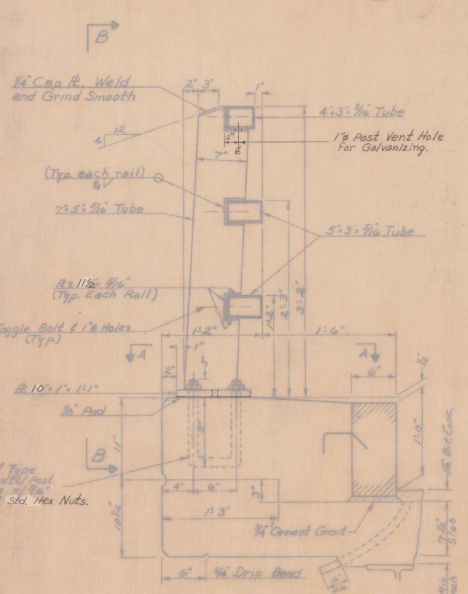

Typ. Curb & Railing Section
Scale: 1 1/2" = 1'-0"

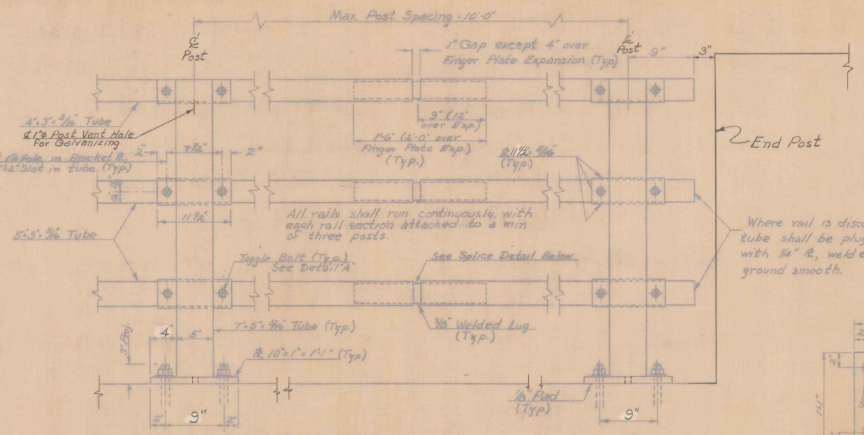

Elevation B-B
Scale: 1 1/2"=1'-0"

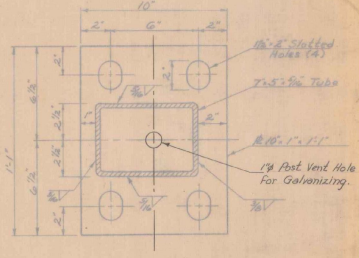

Section A-A
Scale: 3"=1'-0"

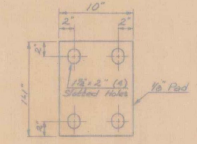

Bearing Pad
Scale: 1 1/2"=1'-0"

For additional details of Curb see SCB-D6-62

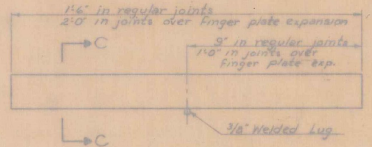

Splice Elevation
Not to Scale

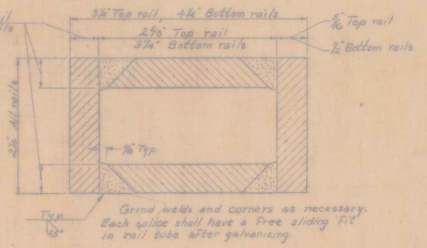

Grind welds and corners as necessary. Each splice shall have a free sliding fit in rail tube after galvanizing.

Note: Rail splice may be fabricated from other structural shapes conforming to the inside of the rail and having a Section Modulus in each direction equal to that of the rail. Any alternate splice shall be approved by the Engineer.

Section C-C
Not to Scale

General Notes

1. Prior to fabrication of the railing, shop drawings shall be submitted to the State of Vermont for approval.
2. Railing posts shall be set perpendicular to grade.
3. Except for toggle bolts, entire railing assembly, including anchor bolts, nuts and washers shall be galvanized after fabrication in accordance with ASTM A 123-39.
4. Costs involved in furnishing and erecting entire railing assembly shall be included in the unit price bid for Bridge Railing, Item 572.
5. Railing designed in accordance with 1964 Interim AASHO Specifications.
6. Bearing pads are to be Preformed Fabric Pads in accordance with "A.A.S.H.O. Specifications 2.10.3.(k)."
7. Provide one 3/16"ø chain hole 2 feet from low end of each rail section.
8. All steel is to be A 36 unless otherwise noted.
9. Unless otherwise noted Aluminum Railing as detailed on Standard Sheets SB-RH-64, Sh. 1 of 2 may be used in lieu of galvanized railing, at the option of the contractor.

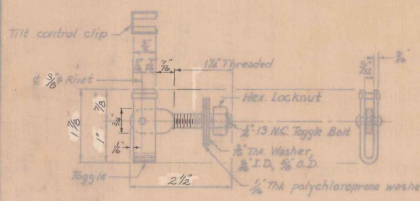

Toggle Bolt - Detail "A"
Not to Scale

Toggle	=	ASTM A 303, 1015 H.R. Steel
Rivet	=	ASTM A 195
Toggle Bolt	=	ASTM A 354, 1335 C.R. Steel, Heat Treated RC 32-38.
Washer	=	ASTM A7, 1020 H.R. Steel
Hex. Locknut	=	Finished Hexagonal Locknut Prevailing Torque Type Steel Grade Cor-2 Industrial Fasteners Institute

Cadmium Plate all toggle bolt parts ASTM A-165-53, Type N 3, .0005" thick

Note: This is shown as an acceptable toggle bolt. Alternate toggle bolts of the same materials may be used if approved by the Engineer



Railing Post Spacing
Scale: 1"=10'

BR 110 of 125

STATE OF VERMONT
DEPARTMENT OF HIGHWAYS

TOWN OF Weathersfield-Windsor-Hartland
ROAD NO. I 91 BRIDGE NO.
I 91 over Route "44 & Mill Brook
Bridge Railing Detail
SCALE As shown
SURVEYED BY
DRAWN BY WBT CHECKED BY WMS
PROJECT NO. I 91-1(21) Cont. "5
SHEET 20 OF 57

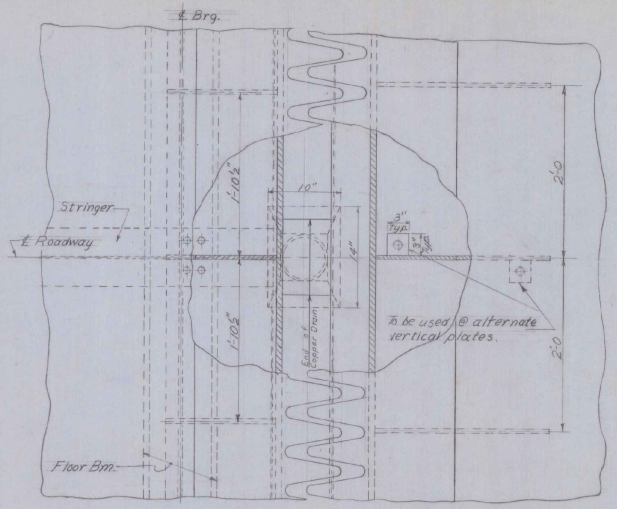

PLAN AT ℄ OF ROADWAY

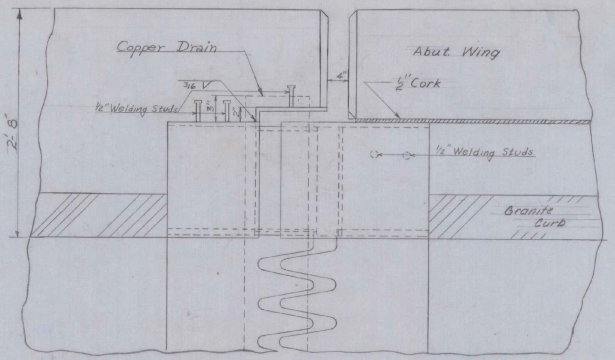

PLAN AT CURB

NOTES :~

1. * These ℔s. shall conform to the parabolic crown.
2. For details of Finger ℔s. & Drainage see Br 112 of 125
3. Copper drain shall have a min. slope of ¾"/ft.
4. All steel shall be A242 unless otherwise noted.
5. All plates which are embedded completely in concrete may be A-36 steel.
6. ▲ Clear dimensions indicated are for 68° F.

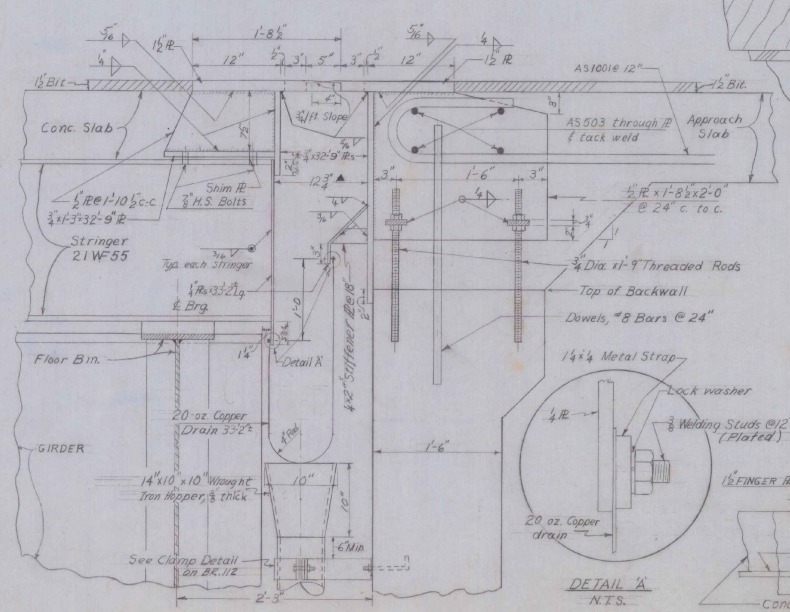

ELEVATION AT ℄ OF ROADWAY

DETAIL 'A'
N.T.S.

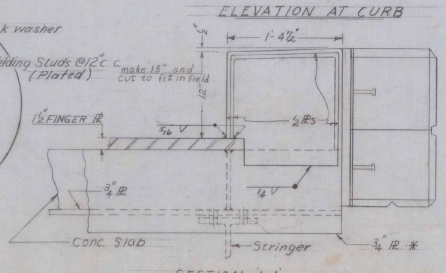

SECTION A-A

ELEVATION AT CURB

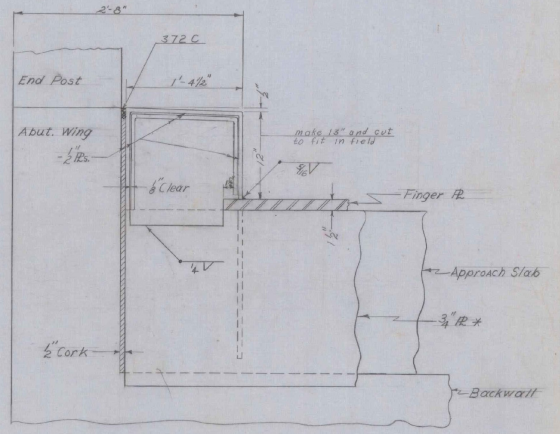

SECTION "B-B"

ITEM NO.	ITEM	UNIT	NET	OVERRUN	TOTAL	FINAL
106-A	CHAN. EXCAV. OF EARTH	C.Y.				
106-B	CHAN. EXCAV. OF ROCK	C.Y.				
106-C	UNCLASS. CHAN. EXCAV.	C.Y.				
107	STRUCT. EXCAV.	C.Y.				
401-B	CONC. CLASS B (MOD.)	C.Y.				
402	REINF. STEEL	LBS.				
407	ASPHALTIC ASB. COATING	S.Y.				
502-B	TREATED TIMBER PILING	L.F.				
503	SPLICES FOR STEEL PILING	EA.				
504	STEEL PILING	L.F.				
502-A	UNTREATED TIMBER PILING	L.F.				

BR. 111 OF 125

STATE OF VERMONT
DEPARTMENT OF HIGHWAYS

WEATHERSFIELD-WINDSOR-HARTLAND
TOWN OF

ROAD NO. I-91 BRIDGE NO.

I-91 OVER RT. 44 & MILL BROOK

EXPANSION DAM DETAILS

SCALE 1½"=1'-0"

SURVEYED BY

DRAWN BY N CHECKED BY A.G.C.

PROJECT NO. I-91-1(21) Cont. #5 (32)

SHEET 21 OF 57

Sheet 117 of 188

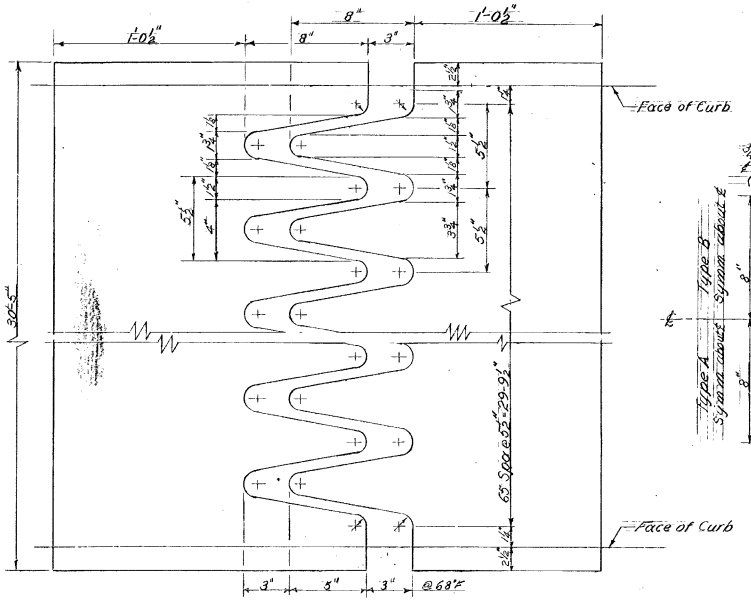

FINGER PLATE DETAIL

Scale: 3" = 1'-0

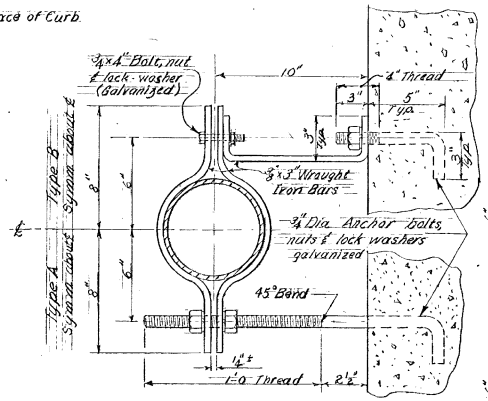

CLAMP DETAILS

Scale: 3" = 1'-0

DRAINAGE AT EXP. DAMS

Scale: ¼" = 1'-0

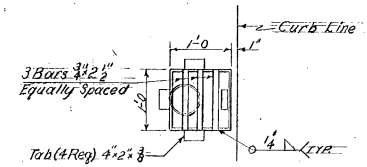

PLAN OF SCUPPER

Make of ⅜" Wrought Iron Stock

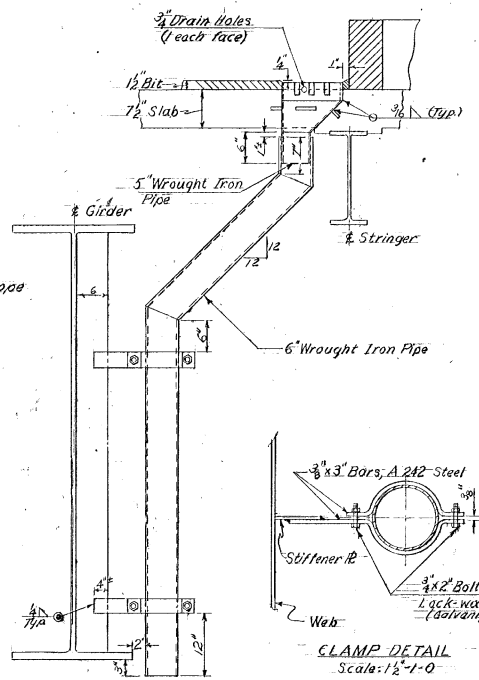

CLAMP DETAIL

Scale: 1½" = 1'-0

SCUPPER DETAIL

Scale: 1" = 1'-0

ITEM NO	ITEM	UNIT	NET	OVERRUN	TOTAL	FINAL
	CHAN. EXCAV. OF EARTH	C.Y.				
	CHAN. EXCAV. OF ROCK	C.Y.				
	UNCLASS. CHAN. EXCAV.	C.Y.				
	STRUCT. EXCAV.	C.Y.				
	CONC. CLASS B	C.Y.				
	REINF. STEEL	LBS.				
	ASPHALTIC CONC. COATING	S.Y.				
	TREATED TIMBER PILING	L.F.				
	SPLICES FOR STEEL PILING	EA.				
	STEEL PILING	L.F.				
	UNTREATED TIMBER PILING	L.F.				

BR 112 OF 125

STATE OF VERMONT

DEPARTMENT OF HIGHWAYS

TOWN OF WEATHERSFIELD-WINDSOR-HARTLAND

ROAD NO. I-91 BRIDGE NO.

I-91 OVER Rte. 44 & MILL BROOK

SCUPPER DETAILS

SCALE AS NOTED

SURVEYED BY

DRAWN BY M CHECKED BY A.G.C.

PROJECT NO. I-91-1(21) Cont. #5

SHEET 22 OF 57

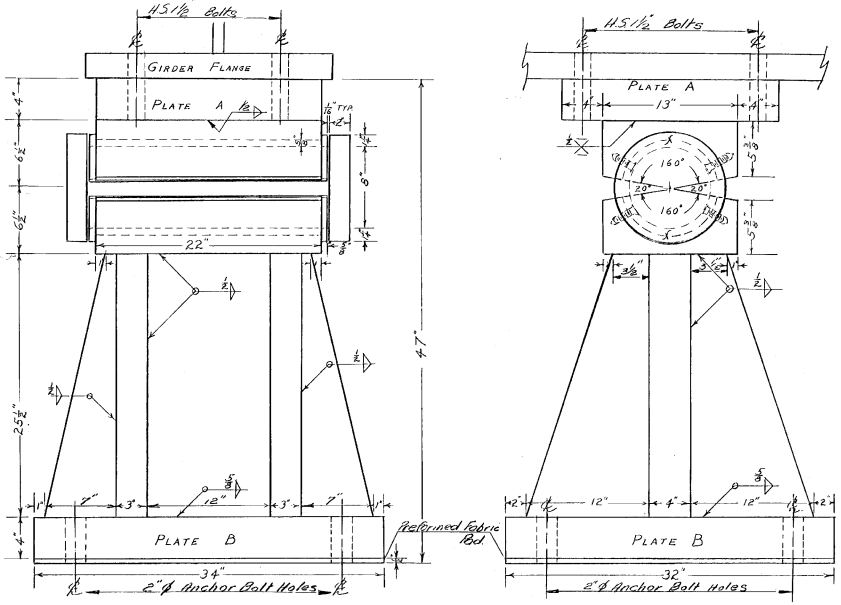

Fixed Bearing – Pier No. 5 & 6

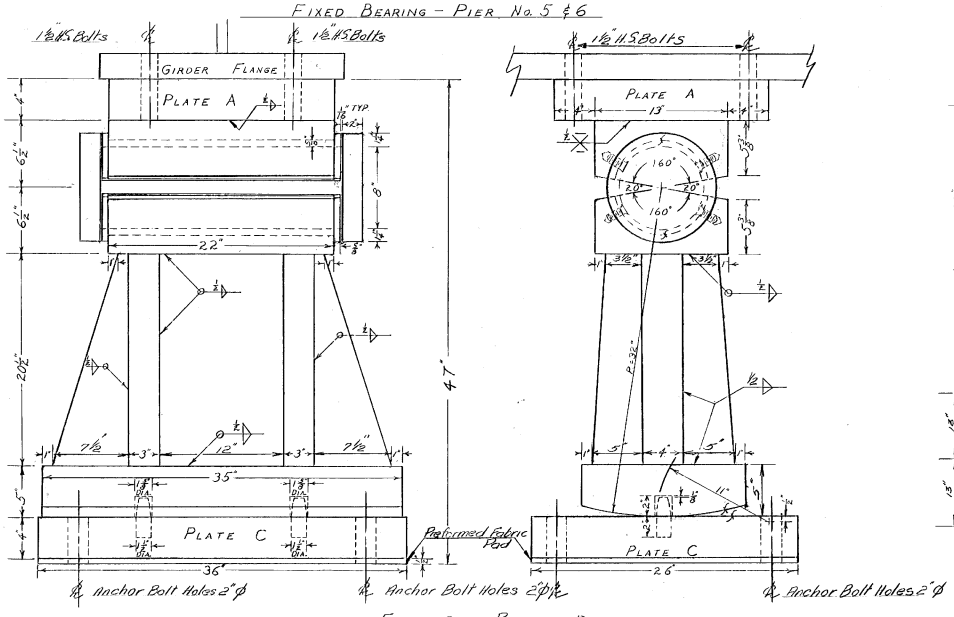

Expansion Bearing Devices

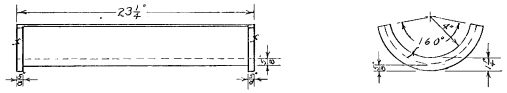

Cast Bridge Bearing Bronze – ASTM B-22-52, Alloy E

Bronze Bearing Insert

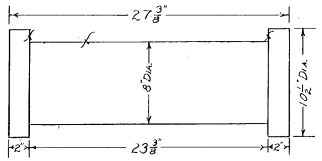

Pin Detail

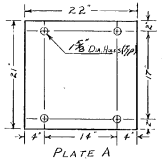

Plate A
Scale: 1" = 1'-0"

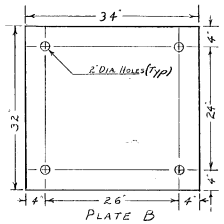

Plate B
Scale: 1" = 1'-0"

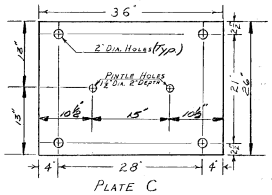

Plate C
Scale: 1" = 1'-0"

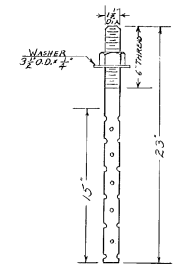

Swedge Bolt

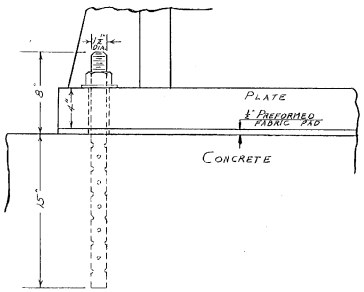

Swedge Bolt Detail

NOTES:

1. Preformed Fabric Pads ½" thick, equal in size to the bearing plates, shall be used under each bearing to conform with AASHO Standard Specifications for Highway Bridges 1961, Section 2.10.3(K)

2. The Fabricator may furnish the bearing devices either as Steel Castings conforming with Steel Castings for Highway Bridges AASHO Designation M-192 class 70 or as welded assemblies using Structural Steel conforming with AASHO Designation M-183 in which case the weldment shall be stress relieved by heat treatment in accordance with AWS specifications section 412.
Should the fabricator elect to furnish the devices as castings in lieu of the details indicated for welded assemblies, he may submitt modifications of the details to facilitate casting the devices.

3. Rockers to be set so they are vertical at 45°F

Weight of Fixed Bearing = 4,300 lb
Weight of Expansion Bearing = 4,400 lb

BR 113 OF 125

STATE OF VERMONT
DEPARTMENT OF HIGHWAYS

WEATHERSFIELD - WINDSOR - HARTLAND
TOWN OF

ROUTE NO. I 91 LOG STA.

I-91 Over VT 44 & Mill Brook

Bearing Devices

SCALE 2" = 1'-0"

SURVEYED BY

DRAWN BY WLF CHECKED BY RSH

PROJECT NO. I 91-1(21) Cont. #5

SHEET 23 OF 57

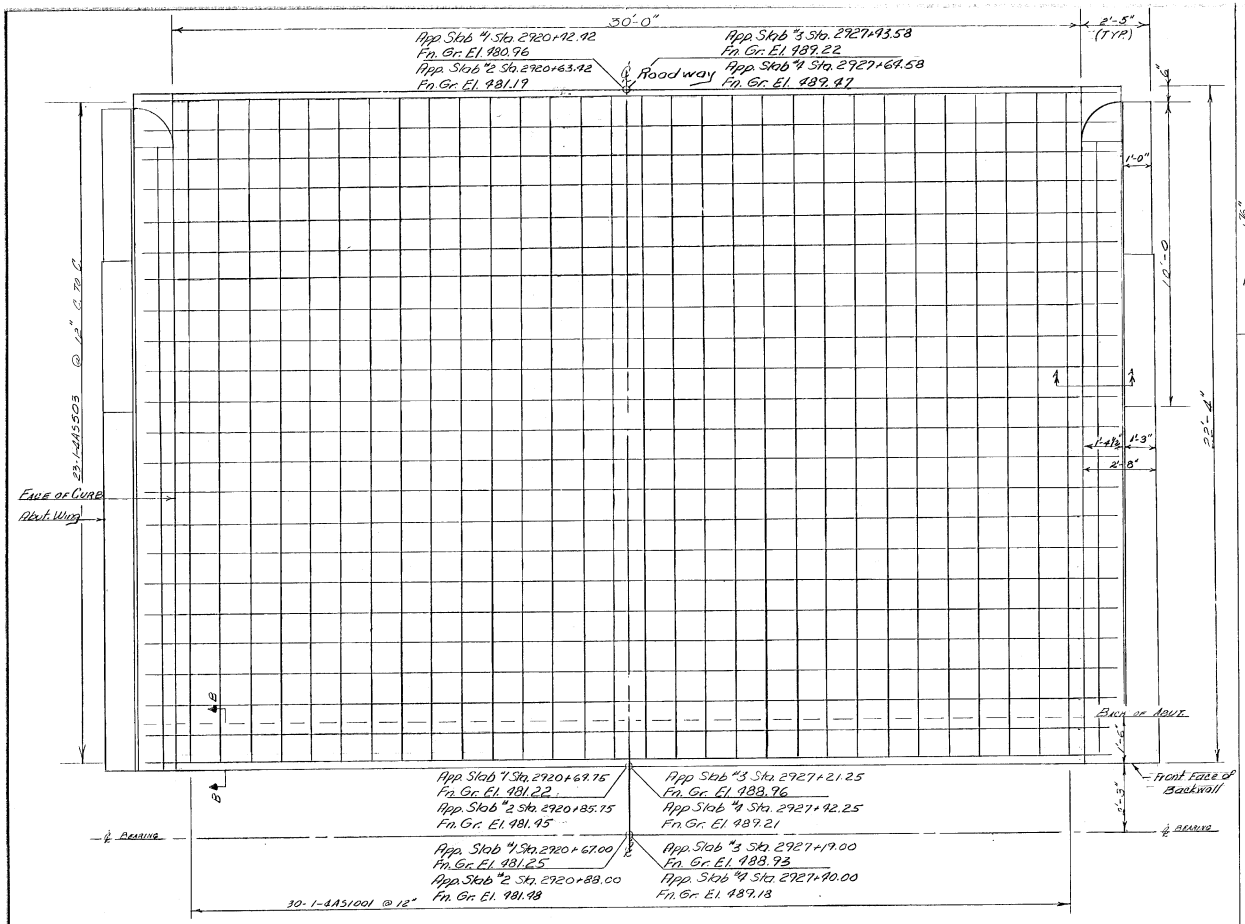

PLAN VIEW
1/2" = 1'-0



END SECTION VIEW
Scale 1/2" = 1'-0

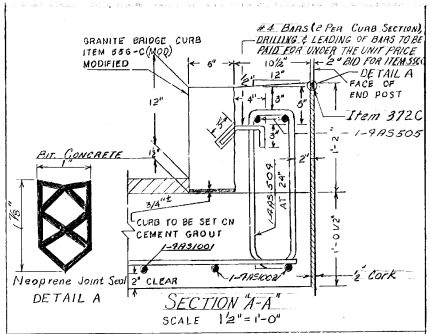

NOTES

1. For location of Approach Slabs 1-4 See By 100
2. Approach Slabs 1-4 to be constructed as part of STAGE I CONSTRUCTION

For detail of expansion dam see Br. 111

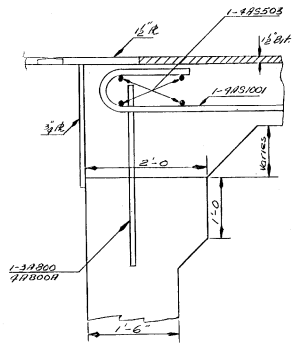

Section B-B
Scale 1"=1'-0

ITEM NO.	ITEM	UNIT			TOTAL	FINAL
	CHAN. EXCAV. OF EARTH	C.Y.				
	CHAN. EXCAV. OF ROCK	C.Y.				
	UNCLASS. CHAN. EXCAV.	C.Y.				
	STRUCT. EXCAV.	C.Y.				
	CONC. CLASS AA	C.Y.				
	CONC. CLASS B	C.Y.				
	REINF. STEEL	LBS.				
	ASPHALTIC-ASB. COATING	S.Y.				
	TREATED TIMBER PILING	L.F.				
	SPLICES FOR STEEL PILING	EA.				
	STEEL PILING	L.F.				
	UNTREATED TIMBER PILING	L.F.				

Br. 114 Of 125

STATE OF VERMONT
DEPARTMENT OF HIGHWAYS

WEATHERSFIELD - WINDSOR - HARTLAND
TOWN OF

ROUTE NO. I-91 LOG STA.

I-91 Over Rt. "44 & Mill Brook

Approach Slabs 1-4

SCALE As Shown

SURVEYED BY

DRAWN BY SHERMAN CHECKED BY RLQ

PROJECT NO. I-91-1(61) Cont. #5(30)

SHEET 24 OF 57

Sheet 118 Of

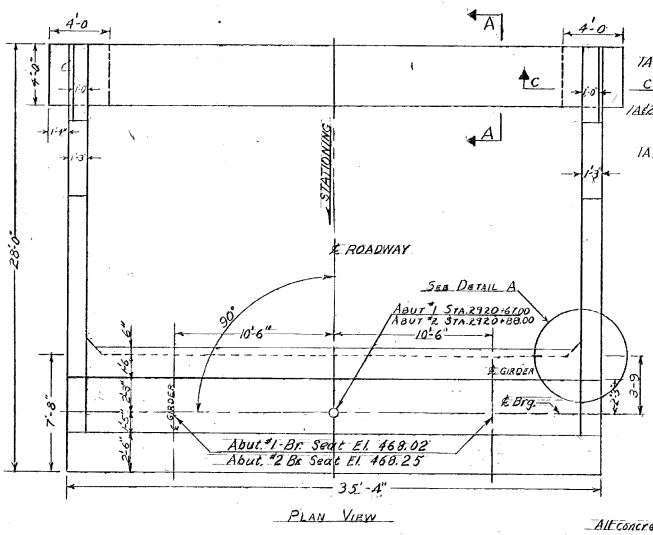

PLAN VIEW

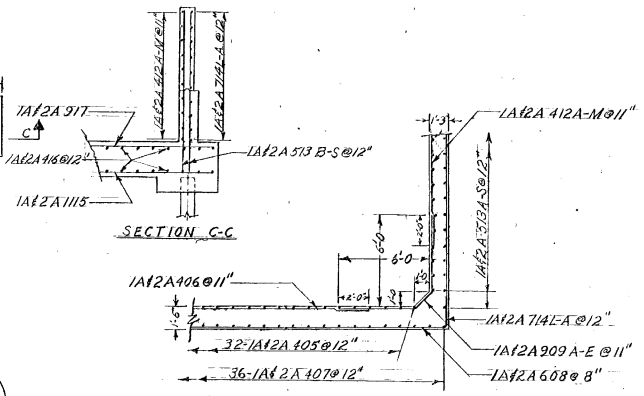

SECTION C-C

DETAIL "A"

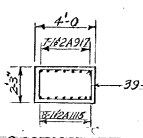

SECTION - AA

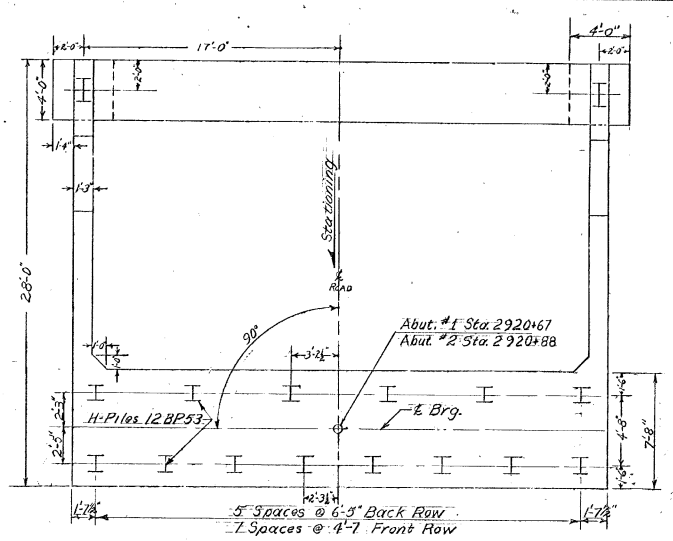

PLAN

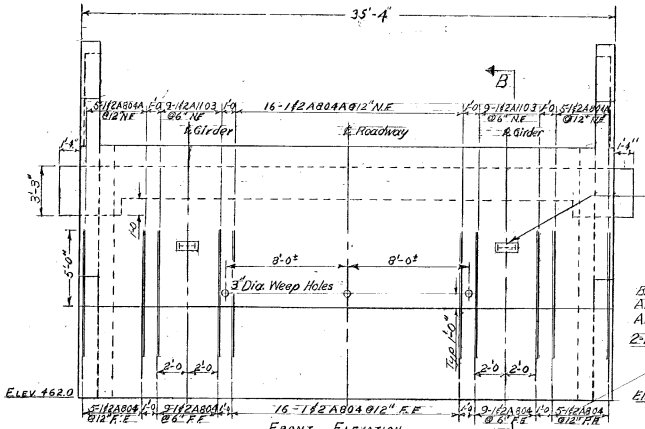

FRONT ELEVATION

All concrete above the top of the backwall shall be poured after stringers are profiled

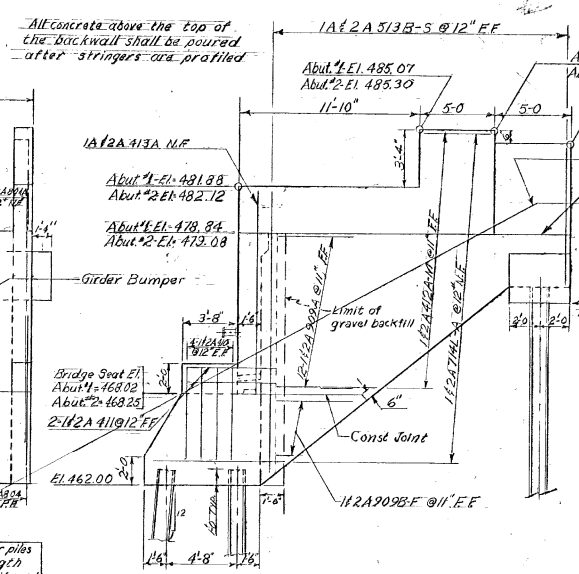

SIDE ELEVATION

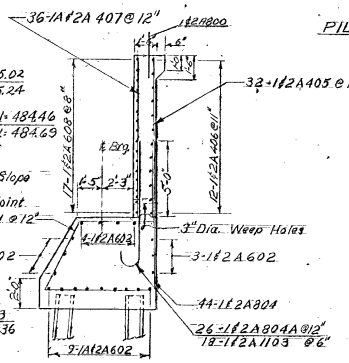

MAIN ABUTMENT WALL
SECTION B-B

PILE PLAN

	NO. PILES	SIZE	EST. LGTH. OF PILES	Splices allowed for piles not exceeding plan length (to be paid for only if used)	Splices estimated for piles exceeding plan length (To be paid for only if used)
ABUT. NO. 1	14	12BP53	135'	28	3
	2	12BP53	150	4	1
ABUT. NO. 2	14	12BP53	125	28	3
	2	12BP53	140	4	1

NOTES

1. Slope Bridge Seats ¼"/Ft. to drain except under bearing devices and coat with ⅛" of Asphaltic-Asbestos Coating, Item 401.
2. All reinforcing steel to be 2" clear except in footings where it shall be 3" clear.
3. Steel piles are designed for a Maximum load of 40 Tons each.
4. For construction details see Std. Sheet SCB-D6-62.
5. For details of Girder Bumper see Detail B' on Br. 117.
6. Front face of backwall to be mopped with 2 coats of Emulsified Asphalt, Type RS-1, as per Item 407.02-A1, State of Vermont, Standard Specifications dated 1956. To be included in unit price bid for Item 4018 Concrete Class B (MOD).

ITEM NO	ITEM	UNIT	ABUT. NO. 1 TOTAL	ABUT. NO. 1 FINAL	ABUT NO. 2 TOTAL	ABUT NO. 2 FINAL
	CHAN. EXCAV. OF EARTH	C.Y.				
	CHAN. EXCAV. OF ROCK	C.Y.				
	UNCLASS. CHAN. EXCAV.	C.Y.				
	STRUCT. EXCAV.	C.Y.				
	CONC. CLASS B	C.Y.				
	REINF. STEEL	LBS.				
	ASPHALTIC-ASB. COATING	S.Y.				
	TREATED TIMBER PILING	L.F.				
	SPLICES FOR STEEL PILING	EA.				
	STEEL PILING	L.F.				
	UNTREATED TIMBER PILING	L.F.				

BR. 113 OF 125

STATE OF VERMONT
DEPARTMENT OF HIGHWAYS

TOWN OF WEATHERSFIELD - WINDSOR - HARTLAND

ROAD NO. _____ BRIDGE NO. _____

I-91 OVER ROUTE 44 & MILL BROOK

ABUTMENT NO. 1 & 2

SCALE ¼"=1'-0"

SURVEYED BY _____

DRAWN BY W.L.E. & M. CHECKED BY W.A.G.C.

PROJECT NO. I 91-1(21) CONT. 5

SHEET 25 OF 57

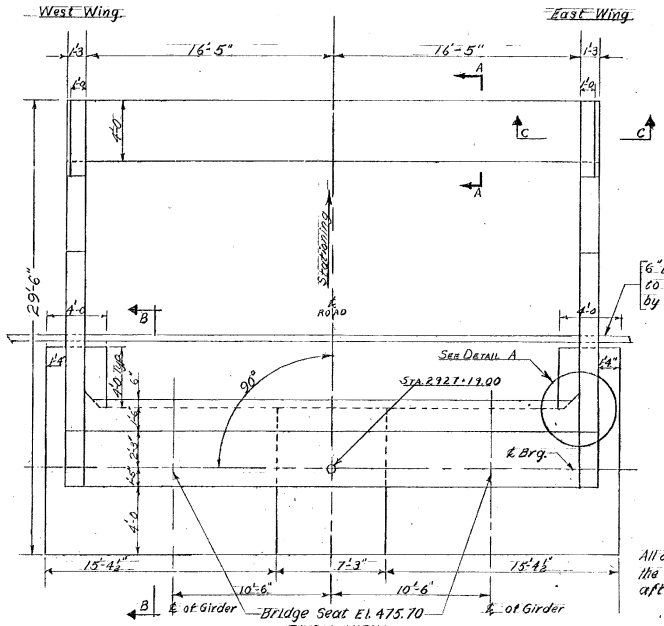

PLAN VIEW

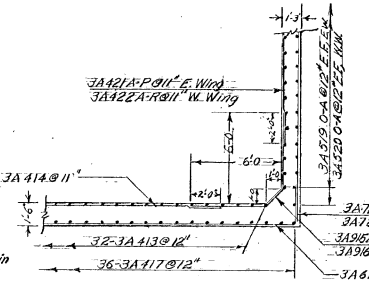

DETAIL "A"

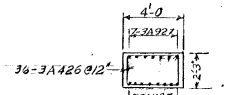

BEAM UNDER END POST
SECTION A-A

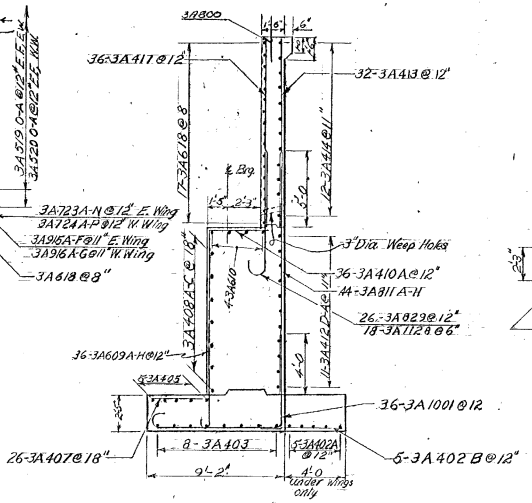

SECTION B-B

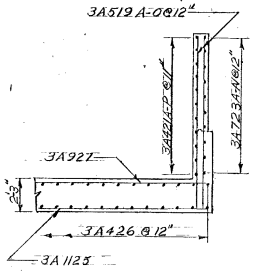

SECTION C-C

All concrete above the top of the backwall shall be poured after stringers are profiled.

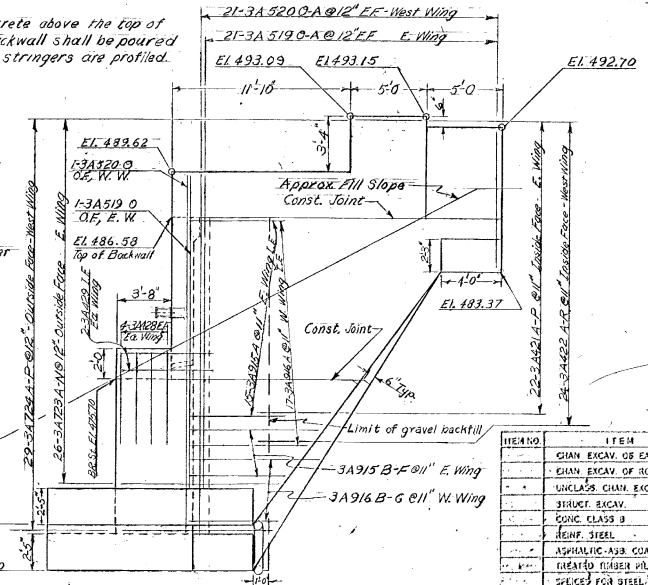

SIDE ELEVATION

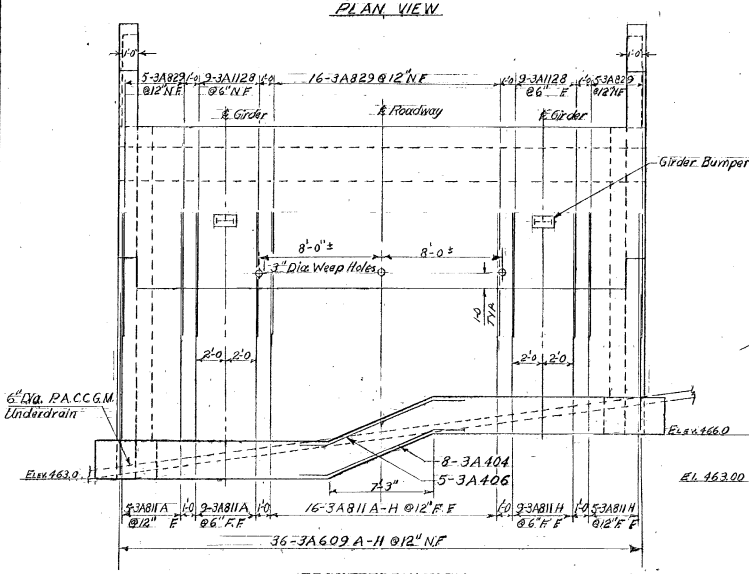

FRONT ELEVATION

NOTES:-

For Abutment Notes see sheet Br. 115
For details of Girder Bumper see Detail B on Br. 117

ITEM NO.	ITEM	UNIT			TOTAL	FINAL
	CHAN. EXCAV. OF EARTH	C.Y.				
	CHAN. EXCAV. OF ROCK	C.Y.				
	UNCLASS. CHAN. EXCAV.	C.Y.				
	STRUCT. EXCAV.	C.Y.				
	CONC. CLASS B	C.Y.				
	REINF. STEEL	LBS.				
	ASPHALTIC-ASB. COATING	S.Y.				
	TREATED TIMBER PILING	L.F.				
	SPLICES FOR STEEL PILING	EA.				
	*STEEL PILING	L.F.				
	UNTREATED TIMBER PILING	L.F.				

BR. 114 OF 125

STATE OF VERMONT
DEPARTMENT OF HIGHWAYS

TOWN OF WEATHERSFIELD-WINDSOR-HARTLAND

ROAD NO. _____ BRIDGE NO. _____

I-91 OVER ROUTE 44 & MILL BROOK

ABUTMENT NO. 3

SCALE 1/4"=1'-0"

SURVEYED BY

DRAWN BY W.N.F.E. CHECKED BY W.E. AGC

PROJECT NO. I 91-1(21) CONT'S

SHEET 24 OF 167

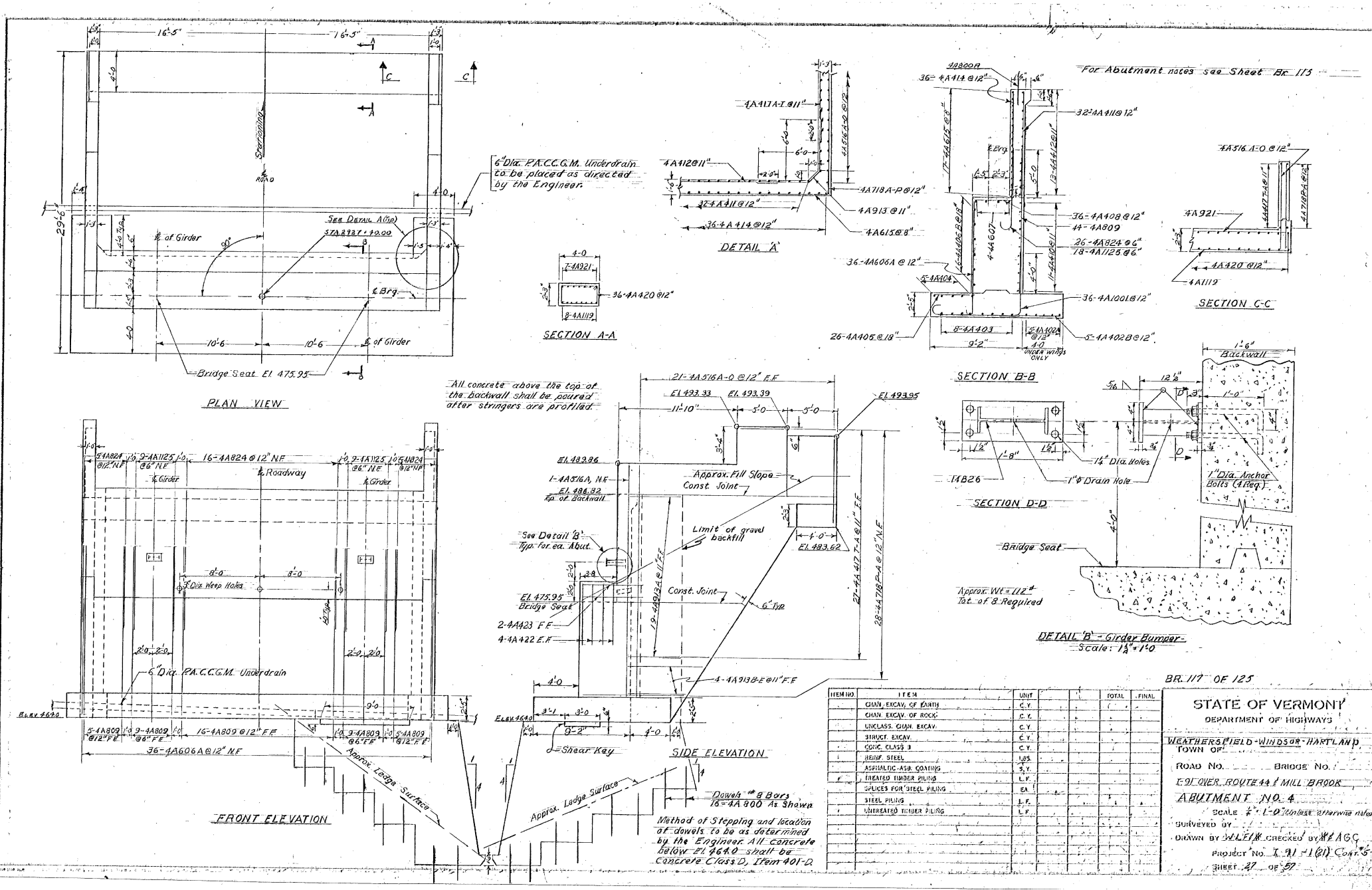

ITEM NO.	ITEM	UNIT			TOTAL	FINAL
	CHAN. EXCAV. OF EARTH	C.Y.				
	CHAN. EXCAV. OF ROCK	C.Y.				
	UNCLASS. CHAN. EXCAV.	C.Y.				
	STRUCT. EXCAV.	C.Y.				
	CONC. CLASS B	C.Y.				
	REINF. STEEL	LBS.				
	ASPHALTIC-ASB. COATING	S.Y.				
	TREATED TIMBER PILING	L.F.				
	SPLICES FOR STEEL PILING	EA.				
	STEEL PILING	L.F.				
	UNTREATED TIMBER PILING	L.F.				

BR. 117 OF 125

STATE OF VERMONT
DEPARTMENT OF HIGHWAYS

WEATHERSFIELD-WINDSOR-HARTLAND
TOWN OF
ROAD NO. BRIDGE NO.
I-91 OVER ROUTE 44 & MILL BROOK
ABUTMENT NO. 4
SCALE ¼" = 1'-0" Unless otherwise noted
SURVEYED BY
DRAWN BY W.L.F./K CHECKED BY K & A.G.C.
PROJECT NO. I 91-1(21) CONT. 5
SHEET 27 OF 57

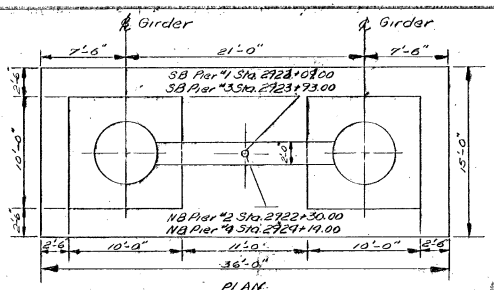

PLAN
Scale 3/16"=1'-0"

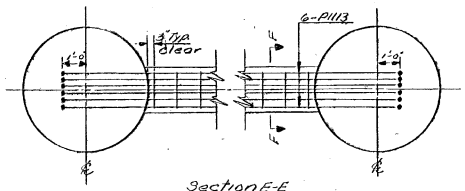

Section E-E
Scale 3/8"=1'-0"

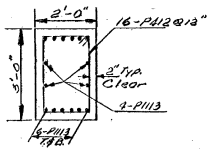

Section F-F
Scale 1/2"=1'-0"

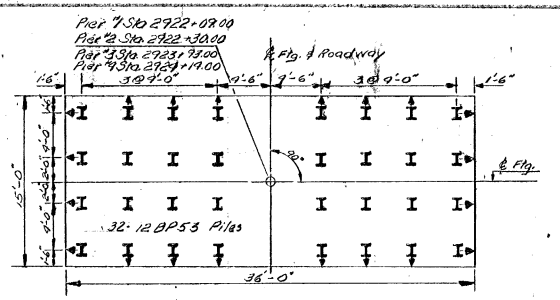

Pile Plan
Scale 3/16"=1'-0"

El. Pier #1 = 969.67
El. Pier #2 = 969.91
El. Pier #3 = 965.81
El. Pier #4 = 968.05

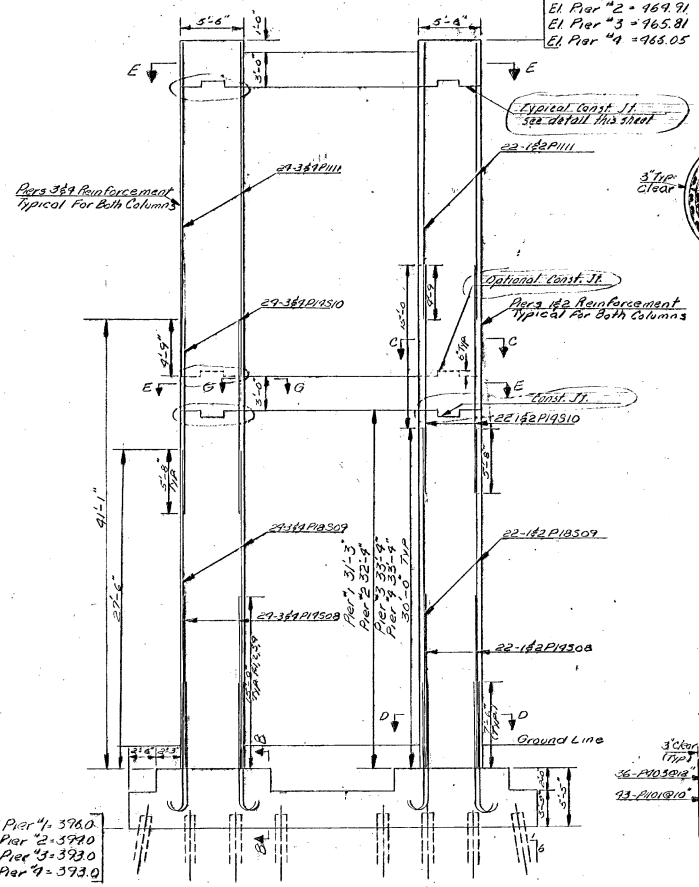

Elevation
Scale 3/16"=1'-0"

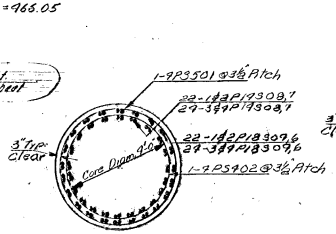

Section D-D
Scale 3/8"=1'-0"

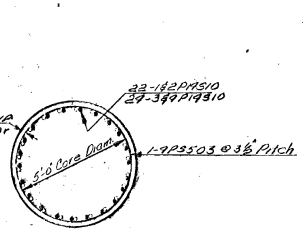

Section C-C
Scale 3/8"=1'-0"



Section G-G
Scale 1 3/4"=1'-0"

No. Piles	Size	Est. Length of Piles	Splices Allowed for Piles Not Exceeding Plan Length to be Paid for Only if Used	Splices Estimated for Piles Exceeding Plan Length to be Paid for Only if Used
P1	32 12BP53	85	32	7
P2	32 12BP53	60	0	7
P3	32 12BP53	60	0	7
P4	32 12BP53	85	0	7

NOTES

1. Maximum design load per Pile is 95 Tons.
2. All Spiral Reinforcement shall conform to AASHO Designation M32-60 Cold-Drawn Steel Wire for Concrete Reinforcement and shall be paid for under Item 402 Reinforcing Steel.
3. It shall be the contractors responsibility to maintain traffic for Vt. Rt. #44. The removal of any portion of Vt. Rt. #44 or damage thereto which may occur during the construction of this structure shall be replaced to the satisfaction of the Engineer at the contractor's expense.

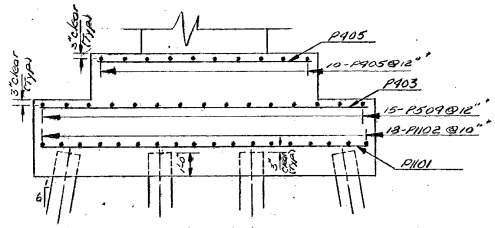

Section B-B
Scale 3/8"=1'-0"

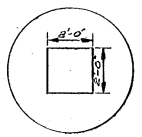

Construction Joint Detail

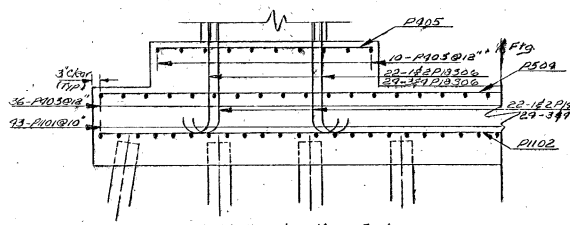

Half Elevation View Footing
Scale 3/8"=1'-0"

PIER QUANTITIES

ITEM NO	ITEM	UNIT	NORTH BOUND TOTAL	NORTH BOUND FINAL	SOUTH BOUND TOTAL	SOUTH BOUND FINAL
.	CHAN. EXCAV. OF EARTH	C.Y.				
.	CHAN. EXCAV. OF ROCK	C.Y.				
.	UNCLASS. CHAN. EXCAV.	C.Y.				
.	STRUCT. EXCAV.	C.Y.				
.	CONC. CLASS B	C.Y.				
.	REINF. STEEL	LBS.				
.	ASPHALTIC ASP. COATING	S.Y.				
.	TREATED TIMBER PILING	L.F.				
.	SPLICES FOR STEEL PILING	EA.				
.	STEEL PILING	L.F.				
.	UNTREATED AMBER PILING	L.F.				

BR. 118 OF 125

STATE OF VERMONT
DEPARTMENT OF HIGHWAYS

TOWN OF WEATHERSFIELD-WINDSOR-HARTLAND

ROAD NO. I-91 BRIDGE NO.

I-91 Over Route 44 & Mill Brook

Piers 1, 2, 3, 4

SCALE As Shown

SURVEYED BY

DRAWN BY SHS CHECKED BY RLQ

PROJECT NO. I-91-1(21) Cont #5

SHEET 28 OF 37

REVISED PLANS JAN. 1965

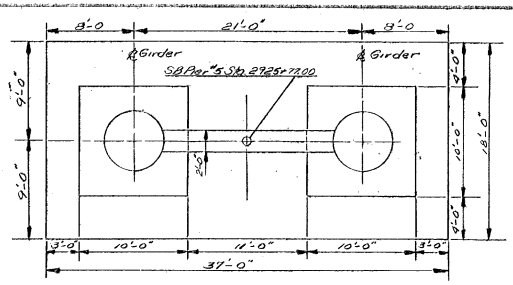

Plan
Scale 3/16"=1'-0"

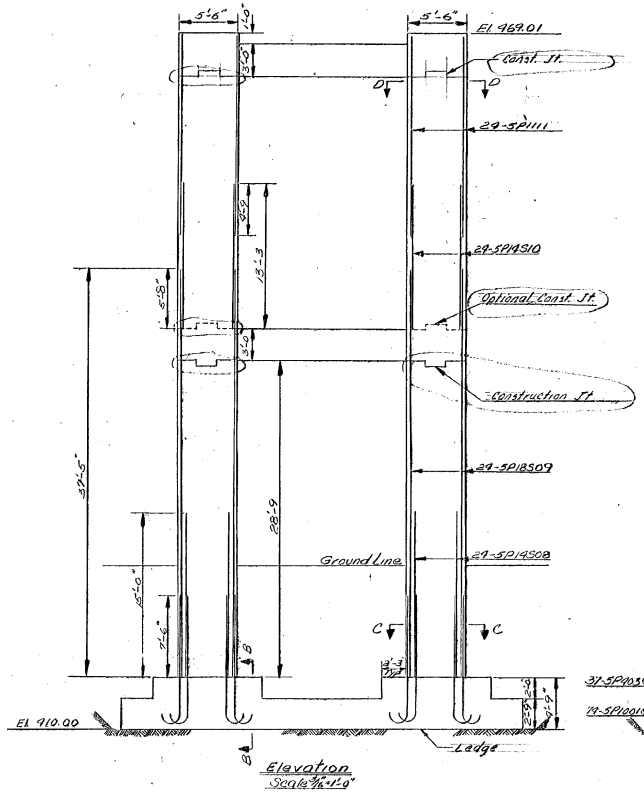

Elevation
Scale 3/16"=1'-0"



Section C-C
Scale 3/8"=1'-0"

Section D-D
Scale 3/8"=1'-0"

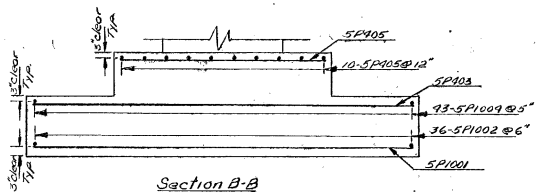

Section B-B
Scale 3/16"=1'-0"

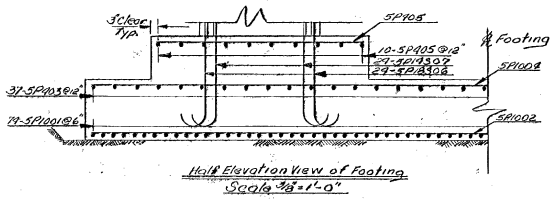

Half Elevation View of Footing
Scale 3/8"=1'-0"

NOTES

1. For Cross Beam Details see Br. 118 . Sections E-E, F-F & G-G
2. For Construction Joint Detail see Br. 118
3. For additional Notes see Br 118
4. Maximum pressure on ledge is 4.5 tons per sq. ft.

ITEM NO.	ITEM	UNIT	TOTAL	FINAL	TOTAL	FINAL
	CHAN. EXCAV. OF EARTH	C.Y.				
	CHAN. EXCAV. OF ROCK	C.Y.				
	UNCLASS. CHAN. EXCAV.	C.Y.				
	STRUCT. EXCAV.	C.Y.				
	CONC. CLASS B	C.Y.				
	REINF. STEEL	LBS.				
	ASPHALTIC-ASB. COATING	S.Y.				
	TREATED TIMBER PILING	L.F.				
	SPLICES FOR STEEL PILING	EA.				
	STEEL PILING	L.F.		V		
	UNTREATED TIMBER PILING	L.F.				

BR. 119 OF 125

STATE OF VERMONT
DEPARTMENT OF HIGHWAYS

WEATHERSFIELD-WINDSOR-HARTLAND
TOWN OF

ROAD NO. I-91 BRIDGE NO.

I-91 Over Route 44 & Mill Brook

Pier 5

SCALE AS Shown

SURVEYED BY

DRAWN BY SHS CHECKED BY RLO

PROJECT NO. I-91-1(21) Comp'd 5

SHEET 27 OF 57

REVISED PLANS FEB. 1965

NOTES

1. For Cross Beam Details see Br. 118 Sections E-E, F-F & G-G
2. For Construction Joint Detail See Br. 118
3. For additional notes See Br. 118
4. Maximum pressure on ledge is 4.5 tons per sq. ft.

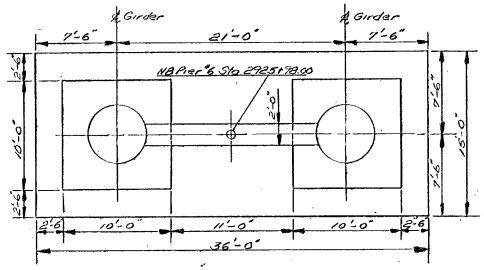

Plan
3/16" = 1'-0"

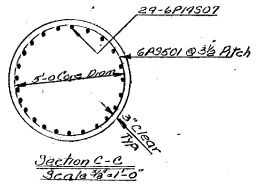

Section C-C
Scale 3/8" = 1'-0"

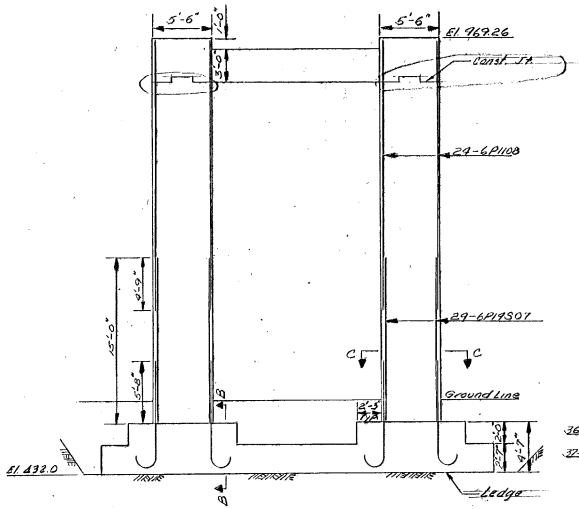

Elevation
Scale 3/32" = 1'-0"

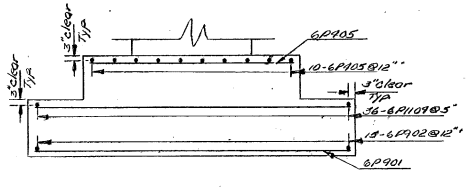

Section B-B
Scale 3/8" = 1'-0"



Half Elevation View of Footing
Scale 3/8" = 1'-0"

BR. 120 OF 125

ITEM NO.	ITEM	UNIT			TOTAL	FINAL
	CHAN. EXCAV. OF EARTH	C.Y.				
	CHAN. EXCAV. OF ROCK	C.Y.				
	UNCLASS. CHAN. EXCAV.	C.Y.				
	STRUCT. EXCAV.	C.Y.				
	CONC. CLASS B	C.Y.				
	REINF. STEEL	LBS.				
	ASPHALTIC ASB. COATING	S.Y.				
	TREATED TIMBER PILING	L.F.				
	SPLICES FOR STEEL PILING	EA.				
	STEEL PILING	L.F.				
	UNTREATED TIMBER PILING	L.F.				

STATE OF VERMONT
DEPARTMENT OF HIGHWAYS

WEATHERSFIELD - WINDSOR - HARTLAND
TOWN OR

ROAD NO. I-91 BRIDGE NO.
I-91 Over Route 44 & Mill Brook
Pier 6
SCALE AS SHOWN

SURVEYED BY
DRAWN BY S.H.S. CHECKED BY R.L.O
PROJECT NO I-91-1(21)Cent "S"
SHEET 30 OF 37

REVISED PLANS T.M.L. 1965

Item	No Pieces	Size	Length	Mark	Type	A	B	C	D	E	F	G	H	J	K	R	O
				-ABUTMENT NO 1-													
2	16	8	3-0	1A800	STR.												
3	39	4	11-4	1A416	T1	5"	3-6	1-9	3-6	1-9		5"					
4	*3		4-6	1A412M	3Pc.												
5	16		6-0	1A410													
6	4		6-0	1A411													
7	6		9-6	1A412L													
8	32		10-7	1A405													
9	36		10-7	1A407													
10	8		16-0	1A412T													
11	6		21-4	1A412K													
12	12		24-9	1A406													
13	2		3-7	1A412A													
14			to	thru		Two each - Vary in 1'-1¼" increments											
15	2		11-7	1A412H	STR.												
16	36	4	16-9	1A401	14	4-9	5-0	0	0	7-0			2-6				4-6
17	*21	5	8-10	1A513S	STR.												
18	4		9-3	1A513R													
19	2		13-7	1A513A													
20	4		13-10	1A513M													
21			to	thru		Four each - Vary in increments of 9½"											
22	4		10-8	1A513Q													
23	4		18-9	1A513B													
24			to	thru		Four each - Vary in increments of 10"											
25	4	5	11-4	1A713L													
26	*20	6	34-9	1A602	STR.												
27	17	6	39-9	1A608	17		2-6	34-9	2-6								
28	*3	7	4-6	1A114A	STR.												
29	8		8-0	1A714L													
30	6		9-6	1A714S													
31	2		12-7	1A714K													
32	2		13-10	1A714J													
33	19		21-9	1A714C													
34	2		16-9	1A714D													
35			to	thru		Two each - Vary in increments of 1'-3"											
36	2	7	11-9	1A714H													
37	49	8	10-0	1A801													
38	1	9	37-6	1A917	STR.												
39	*3		7-8	1A909E	14	5-0	1-7	1-1	0				1-2				2-3
40	2		8-8	1A909E								2-1					3-3
41			9-11	1A909D								3A					4-6
42			11-0	1A909C								4-5					5-7
43			12-0	1A909B								5-5					6-7
44	2	9	11-7	1A909A	14	5-0	1-7	5-0	0				1-2				6-8
45	*9	11	37-6	1A1115	STR.												
46	18	11	9-9	1A1103	1	1-7	8-2						1-0¾	1-2			
47	*27	8	8-9	1A809A	1	1-1	7-3						0-9	0-10			
48				-ABUTMENT NO. 2-													
49																	
50	Same as Abut #1 except that Mark shall be 2A in lieu of 1A and																
51	rest bars shall be omitted.																
52																	
53																	
54				-ABUTMENT NO 3-													
55																	
56	36	4	11-4	3A426	T1	5"	3-6	1-9	3-6	1-9		5"					
57	10		3-6	3A402A	3Pc.												
58	36		3-9	3A410A													
59	26		4-6	3A407													
60	1		4-8	3A421P													
61	1		4-8	3A422R													
62	10		6-0	3A402B													
63	16		6-0	3A428													
64	4		6-0	3A429													
65																	
66	1		8-8	3A412D													
67	3		9-8	3A421Q													
68	3		9-8	3A422Q													
69																	
70	36		10-7	3A417													
71	32		10-7	3A413													
72	1		10-9	3A412-C													
73																	
74	1		13-9	3A408C													
75	1		14-0	3A412B													
76	16		15-2	3A403													
77	10		15-2	3A405													
78	3		16-1	3A421M													
79	3		16-1	3A422O													
80	1	4	17-0	3A408B	STR.												
81																	

Item	No Pieces	Size	Length	Mark	Type	A	B	C	D	E	F	G	H	J	K	R	O
82	12	4	24-9	3A414	STR.												
83	4	4	21-6	3A421N	STR.												
84	4		21-6	3A422P													
85	8		24-9	3A412A													
86	5		24-9	3A403A													
87	1		5-0	3A422A													
88			to	thru		One each - Vary in increments of 0'-6"											
89	1		11-9	3A422N													
90	1		5-2	3A421A													
91			to	thru		One each - Vary in increments of 0'-8"											
92	1		11-10	3A421L													
93																	
94																	
95																	
96	8		11-10	3A404	19		2-0	7-10	2-0				0-9	1-10½		11-6½	
97	5	4	11-10	3A406	19		2-0	7-10	2-0				0-9	1-10½		11-6½	
98	10	5	8-10	3A519A	STR.												
99	10		8-10	3A520A													
100	2		11-1	3A719B													
101			11-7	3A520B													
102			12-2	3A719C													
103			12-10	3A520C													
104			13-7	3A519D													
105			14-5	3A520D													
106			15-5	3A519H													
107			15-0	3A519E													
108			16-2	3A520B													
109			16-5	3A519F													
110			16-10	3A519J													
111			17-1	3A520H													
112			17-3	3A519G													
113			18-2	3A519K													
114			17-3	3A520F													
115			18-1	3A520J													
116			18-6	3A520G													
117			19-8	3A519L													
118			20-2	3A520K													
119	2		20-9	3A519H													
120	10		20-11	3A519O													
121	2		22-0	3A520L													
122	2		22-6	3A519M													
123	2		23-7	3A520M													
124	10		24-0	3A520O													
125	2	5	25-2	3A520N													
126	4	6	34-9	3A610	STR.												
127	12	6	39-9	3A618	17		2-6	34-9	2-6								
128	1	7	4-8	3A223N	STR.												
129	1		9-8	3A124P													
130	3		9-8	3A723M													
131	3		9-8	3A124 O													
132	7		10-2	3A724A													
133	6		10-6	3A223A													
134	1		10-10	3A218B													
135	1		11-1	3A723B													
136																	
137	1		11-5	3A724C													
138	1		11-9	3A723C													
139	1		12-0	3A724D													
140	1		12-7	3A724E													
141	1		15-10	3A723D													
142	1		16-7	3A723E													
143	1		16-9	3A724F													
144	1		17-3	3A724G													
145	7		21-6	3A723L													
146	7		21-6	3A724N													
147																	
148																	
149																	
150	1		13-11	3A723F													
151			to	thru		One each - Vary in increments of 0'-8½"											
152	1		16-8	3A223K													
153	1		14-4	3A724H													
154			to	thru		One each - Vary in increments of 0'-7"											
155	1	7	16-8	3A724M													
156	7	9	34-9	3A727	STR.												
157	1		11-3	3A916G	14	5-0	1-7	4-8	0				1-2				5-10
158	1		11-5	3A915F				4-10									6-0
159	15		11-7	3A915A				5-0									6-2
160	17		11-7	3A916A				5-2									6-2
161	1	9	11-10	3A916F	14	5-0	1-7	5-3	0				1-2				6-5
162																	

TYPICAL BAR BENDS

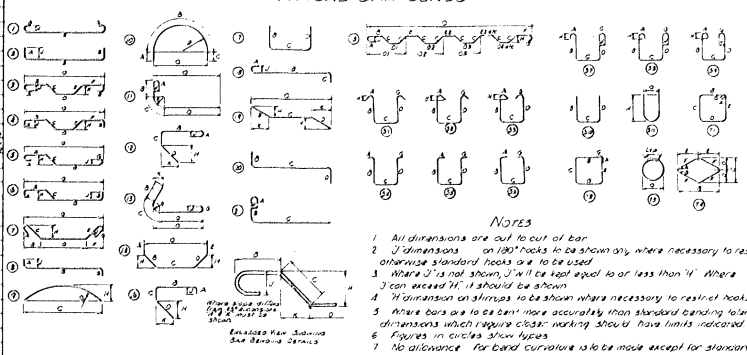

Notes

1. All dimensions are out to out of bar.
2. 'J' dimensions — on 180° hooks to be shown only where necessary to restrict hook size otherwise standard hooks are to be used.
3. Where 'J' is not shown, 'J' will be kept equal to or less than 'H'. Where 'J' can exceed 'H', it should be shown.
4. 'H' dimension on stirrups to be shown where necessary to restrict hooks.
5. Where bars are to be bent more accurately than standard bending tolerances, bending dimensions which require closer working should have limits indicated.
6. Figures in circles show types.
7. No allowance for bend curvature is to be made except for standard hook & radii in excess of same.

Item	No Pieces	Size	Length	Mark	Type	A	B	C	D	E	F	G	H	J	K	R	O
163	1	9	12-1	3A915E	14	5-0	1-7	5-6					1-2				6-8
164			12-4	3A916E				5-9									6-11
165			12-9	3A915D				6-2									7-4
166			12-11	3A916D				6-4									7-6
167			13-5	3A915C				6-10									8-0
168			13-5	3A916C				6-10									8-0
169			14-1	3A915B				7-6									8-8
170	1	9	14-1	3A916B	14	5-0	1-7	7-6					1-2				8-8
171	36	10	16-3	3A1001	21	1-5	8-8	6-2					0'-11½"	1'-0½"			
172	8	11	34-9	3A1125	STR.												
173	19	8	12-3	3A811H	STR.												
174	19	8	15-3	3A811A	STR.												
175	1	8	19-8	3A811B	STR.												
176			to	thru	- 1 each vary in increments of 0'-5"												
177	1	8	12-7	3A811G													
178	15	6	12-10	3A607A	1	0-8	12-2						0-6	0-6			
179	1	6	12-3	3A607B	1	0-8	11-7						0-6	0-6			
180			to	thru	- 1 each vary in increments of 0'-5"												
181	1	6	10-2	3A607E	1	0-8	9-6						0-6	0-6			
182	15	6	9-10	3A607M	1	0-8	9-2						0-6	0-6			
183	26	8	8-9	3A829	1	1-1	7-3						0-9	0-10			
184	18	11	7-9	3A1128	1	1-7	8-2						1-0¾	1-2			
185	16	8	3-0	3A800	STR.												
186																	
187																	
188																	
189																	
190																	

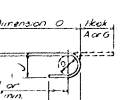

STANDARD HOOK DETAIL

Bar Sizes

Equivalent Size	Present (Numbers)
⅜"	#3
½"	#4
⅝"	#5
¾"	#6
⅞"	#7
1"	#8
1⅛"	#9
1¼"	#10
1⅜"	#11

*Denotes 1 additional bar for testing purposes.

Minimum bends to be as follows:
Stirrups and tie bars shall be bent around a pin having a diameter not less than two times the minimum thickness of the bar. Bends for other bars shall be made around a pin having a diameter not less than six times the minimum thickness except for bars larger than 1 inch, in which case the bends shall be made around a pin of eight bar diameters.

8. Bar reinforcement metal shall conform to the requirements of the Standard Specifications for new Billet-Steel Concrete Reinforcement Bars (Intermediate Grade) Designation AASHO M31-49 or its latest revision. All bars shall be bent cold & conform with ASTM Specifications A 305-49.
9. #4S and #8S Bars shall conform to AASHO Designation M-174-60 or its latest revision.

ESTIMATED QUANTITIES

Location	Pounds	FINAL
ABUTMENT NO. 1	12,240	
ABUTMENT NO. 2	12,470	
ABUTMENT NO. 3	17,090	

BR. 121 OF 125

TOWN OF WINDSOR
WEATHERSFIELD-WINDSOR-HARTLAND
I-91 OVER ROUTE 44 & MILL BROOK

DRAWN By: XC CHECKED By: JHS
PROJECT No. I-91-1(21) Cont. 45

SHEET 31 OF 97

ABUTMENT NO. 4 — (STAGE I CONSTRUCTION)

Item	No Pieces	Size	Length	Mark	Type	A	B	C	D	E	F	G	H	J	K	R	O
3	36	4	11-4	4A420	T1	5"	3-6	1-9	3-6	1-9		5"					
4	10	↓	3-6	4A402A	STR												
5	36		3-9	4A408	↓												
6	26		4-6	4A405													
7	2		4-8	4A417A													
8	16		6-0	4A422													
9	4		6-0	4A423													
10	10		6-0	4A402B													
11																	
12	6		9-8	4A417B													
13	32		10-7	4A411													
14	36		10-7	4A414													
15	8		16-3	4A417D													
16	8		21-6	4A417C													
17	11		24-9	4A410													
18	13		24-9	4A412													
19	6		34-9	4A406B													
20	8		37-6	4A403													
21	5		37-6	4A404													
22	2		11-10	4A417E													
23		↓	to	thru		Two each - Vary in increments of 0'-7"											
24	2	4	3-9	4A417F													
25	20	5	8-9	4A516O													
26	4	↓	9-10	4A516N													
27	18		23-3	4A516A													
28	4		18-1	4A516H													
29			to	thru		Four each - Vary in increments of 1'-7"											
30	4		11-9	4A516M													
31	4		24-3	4A516B													
32		↓	to	thru		Four each - Vary in increments of 1'-7"											
33	4	5	16-4	4A516G	↓												
34	4	6	34-9	4A607	STR												
35	17	6	39-9	4A615	17		2-6	34-9	2-6								
36	2	7	4-8	4A718A	STR												
37	6	↓	9-8	"	B												
38	12		10-3	"	P												
39	2		10-7	"	O												
40	2		11-2	"	N												
41	2		11-10	"	M												
42	2		12-5	4A718L													
43																	
44	2		16-7	4A718K													
45	2		17-3	4A718J													
46	14		21-6	4A718C													
47	2		16-11	4A718D													
48		↓	to	thru		Two each - Vary in increments of 2'-8"											
49	2	7	14-3	4A718H	↓												
50	16	8	4-0	4A800	STR												
51	7	9	34-9	4A921	STR												
52	2	↓	11-3	4A913E	14	5-0	1-7	4-8	0			1-2					5-10
53	38		11-7	"	A	"	"	"	5-0	"		"					6-2
54	2		11-9	"	O				5-2								6-4
55	2	↓	12-4	"	C	"	"	"	5-9	↓		↓					6-11
56	2	9	12-10	4A913B	14	5-0	1-7	6-3	0			1-2					7-5
57	36	10	16-3	4A1001	21	1-5	8-8	6-2				1 1/4	1-0½				
58	8	11	34-9	4A1119	STR												
59	99	8	19-6	9A809	STR												
60	36	6	12-2	9A606A	1	0-8	11-6					0-6	0-6				
61	26	8	8-9	9A809	1	1-1	7-3					0-9	0-10				
62	18	11	7-9	9A1125	1	1-7	8-2					1-0¾	1-2				
63	16	8	3-0	9A800A	STR												

SUPERSTRUCTURE - N.B. (STAGE I CONSTRUCTION)

Item	No Pieces	Size	Length	Mark	Type	A	B	C	D	E	F	G	H	J	K	R	O
34	*1	4	4-0	S400	STR												
35	874	4	5-3	S404	S3	0-5	1-6	1-8	1-6			0-5					
36	*421	5	27-6	S502B	STR												
37	420	↓	29-2	S502C	↓												
38	280		32-9	S502D													
39	2618	↓	34-10	S501													
40	420	5	34-11	S502A													
41	*61	6	27-10	S603B													
42	60	↓	29-6	S603C													
43	40		33-1	S603D													
44	60		35-3	S603A													
45	36		27-6	S605B													
46	36		29-2	S605C													
47	24		32-9	S605D	↓												
48	36	6	34-11	S605A	STR												

(SUPERSTRUCTURE S.B. IDENTICAL)

APPROACH SLAB "1" (STAGE II CONSTRUCTION)

Item	No Pieces	Size	Length	Mark	Type	A	B	C	D	E	F	G	H	J	K	R	O
101	*5	5	21-4	AS505	ST												
102	25	5	32-2	AS503	STR												
103	20	5	5'-0	AS504	36	0-6	1-9	0-6	1-9			0-6					
104	*5	10	23-2	AS1001	1	1-1	22-1										
105	30	10	23-2	AS1001	1	1-1	22-1										

APPROACH SLABS 2, 3 & 4 IDENTICAL EXCEPT FOR TEST BARS AND MARK PREFIX

TYPICAL BAR BENDS

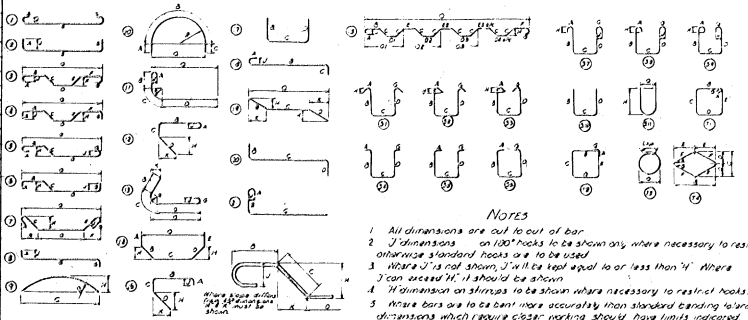

Notes

1. All dimensions are out to out of bar.
2. 'J' dimensions on 180° hooks to be shown only where necessary to restrict hook size otherwise standard hooks are to be used.
3. Where 'J' is not shown, 'J' will be kept equal to or less than 'H'. Where 'J' can exceed 'H', 'J' should be shown.
4. 'R' dimension on stirrups to be shown where necessary to restrict hooks.
5. Where bars are to be bent more accurately than standard bending tolerances, bending dimensions which require closer working should have limits indicated.
6. Figures in circles show types.
7. No allowance for bend curvature is to be made except for standard hook & radii in excess of same.

Item	No Pieces	Size	Length	Mark	Type	A	B	C	D	E	F	G	H	J	K	R	O
153																	
154																	
155																	
156																	
157																	
158																	
159																	
160																	
161																	
162																	
163																	
164																	
165																	
166																	
167																	
168																	
169																	
170																	

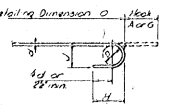

STANDARD HOOK DETAIL

BAR SIZES

Equivalent Size	Present (Numbers)
⅜"	#3
½"	#4
⅝"	#5
¾"	#6
⅞"	#7
1"	#8
1⅛"	#9
1¼"	#10
1⅜"	#11

*Denotes 1 additional bar for testing purposes.

Minimum bends to be as follows:
Stirrups and tie bars shall be bent around a pin having a diameter not less than two times the minimum thickness of the bar. Bends for other bars shall be made around a pin having a diameter not less than six times the minimum thickness except for bars larger than 1 inch, in which case the bends shall be made around a pin of eight bar diameters.

All reinforcement material shall conform to the requirements of the Standard Specifications for new Billet-Steel Concrete Reinforcement Bars (Intermediate Grade) Serial Designation AASHO M 31-49 or its latest revision.
All bars shall be fabricated to conform with A.S.T.M. Specifications A 305-49.
#9 and #5 Bars shall conform to AASHO Designation M-174-60 or its latest revision.

ESTIMATED QUANTITIES

Location	Pounds	FINAL
Abutment No. 4	17,540	
Superstructure-N.B.	163,030	
Superstructure-S.B.	163,030	
Approach Slabs 1-4	17,680	

TOWN OF WINDSOR
WEATHERSFIELD - WINDSOR - HARTLAND
I-91 OVER ROUTE 44 & MILL BROOK

BR. 122 OF 125

DRAWN BY: WES CHECKED BY: RLO
PROJECT NO: I-91-1(21) Cont. #5 (30)

SHEET 32 OF 57

Sheet 119 of

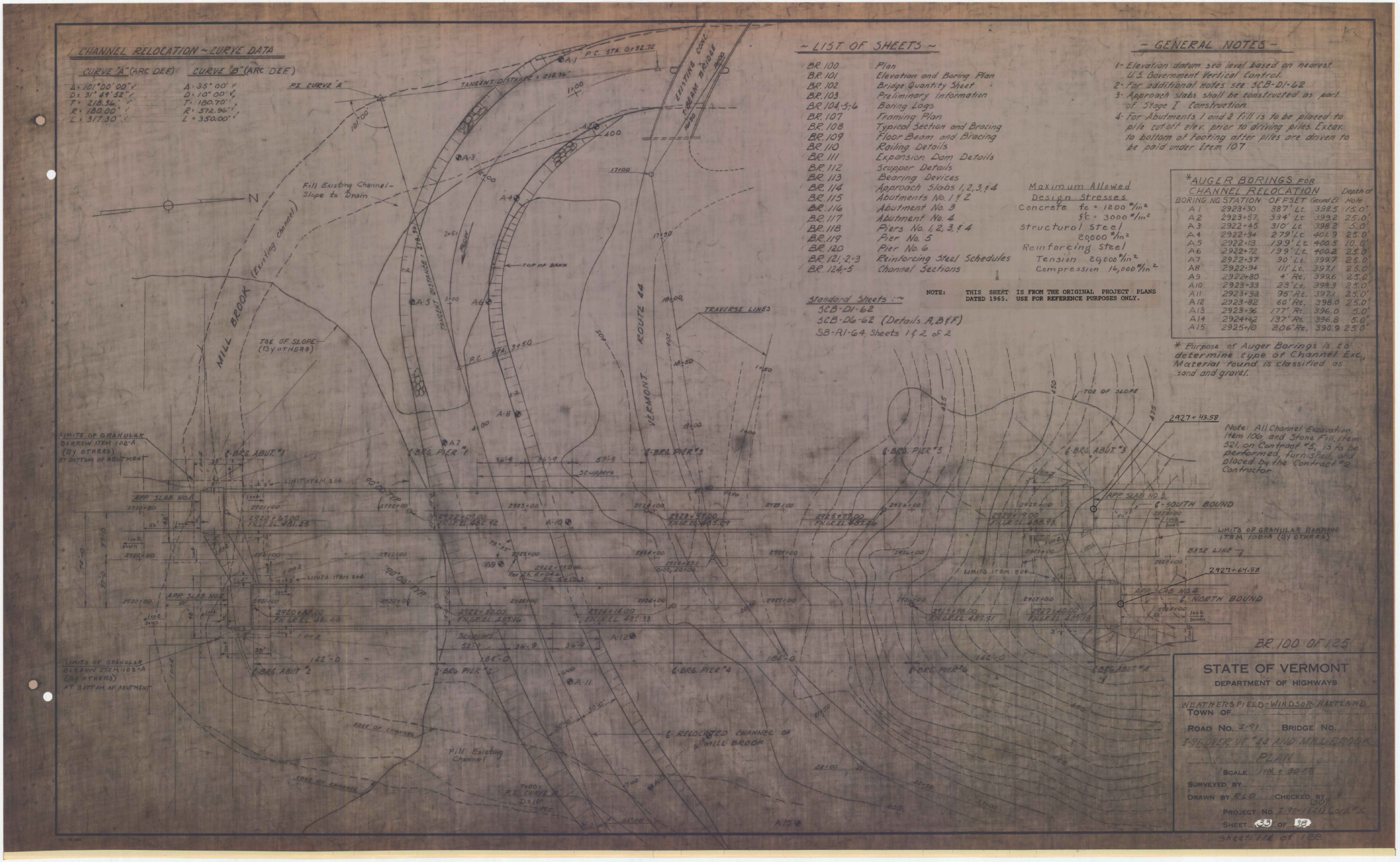

~ LIST OF SHEETS ~

BR. 100	Plan
BR. 101	Elevation and Boring Plan
BR. 102	Bridge Quantity Sheet
BR. 103	Preliminary Information
BR. 104-5-6	Boring Logs
BR. 107	Framing Plan
BR. 108	Typical Section and Bracing
BR. 109	Floor Beam and Bracing
BR. 110	Railing Details
BR. 111	Expansion Dam Details
BR. 112	Scupper Details
BR. 113	Bearing Devices
BR. 114	Approach Slabs 1, 2, 3, & 4
BR. 115	Abutments No. 1 & 2
BR. 116	Abutment No. 3
BR. 117	Abutment No. 4
BR. 118	Piers No. 1, 2, 3, & 4
BR. 119	Pier No. 5
BR. 120	Pier No. 6
BR. 121, 2, 3	Reinforcing Steel Schedules
BR. 124-5	Channel Sections

Maximum Allowed Design Stresses
Concrete $f_c = 1200$ #/in²
$f_c = 3000$ #/in²
Structural Steel 20,000 #/in²
Reinforcing Steel
Tension 24,000 #/in²
Compression 16,000 #/in²

NOTE: THIS SHEET IS FROM THE ORIGINAL PROJECT PLANS DATED 1965. USE FOR REFERENCE PURPOSES ONLY.

Standard Sheets :~
SCB-D1-62
SCB-D6-62 (Details A, B & F)
SB-A1-64 Sheets 1 & 2 of 2

~ GENERAL NOTES ~

1- Elevation datum sea level based on nearest U.S. Government Vertical Control.
2- For additional notes see SCB-D1-62
3- Approach slabs shall be constructed as part of Stage I Construction.
4- For Abutments 1 and 2 fill is to be placed to pile cutoff elev. prior to driving piles. Excav. to bottom of footing after piles are driven to be paid under Item 107

*AUGER BORINGS FOR CHANNEL RELOCATION

BORING NO.	STATION	OFFSET	Ground El.	Depth of Hole
A 1	2923+30	387' Lt.	398.5	15.0'
A 2	2923+57	334' Lt.	399.2	25.0'
A 3	2922+45	310' Lt.	398.2	5.0'
A 4	2922+94	279' Lt.	401.9	25.0'
A 5	2922+13	199' Lt.	400.5	10.0'
A 6	2922+72	199' Lt.	400.2	25.0'
A 7	2922+37	90' Lt.	399.7	25.0'
A 8	2922+94	111' Lt.	397.1	25.0'
A 9	2922+80	4' Rt.	399.6	25.0'
A 10	2923+33	23' Lt.	398.3	25.0'
A 11	2923+38	95' Rt.	397.1	25.0'
A 12	2923+82	60' Rt.	398.0	25.0'
A 13	2923+96	177' Rt.	396.0	5.0'
A 14	2924+42	137' Rt.	396.8	5.0'
A 15	2925+10	206' Rt.	390.9	25.0'

* Purpose of Auger Borings is to determine type of Channel Exc., Material found is classified as sand and gravel.

BR. 100 OF 125

STATE OF VERMONT
DEPARTMENT OF HIGHWAYS

WEATHERSFIELD - WINDSOR - HARTLAND
TOWN OF
ROAD NO. I-91 BRIDGE NO.
I-91 OVER VT. 44 AND MILL BROOK
PLAN
SCALE 1/0 = 30 FT.
SURVEYED BY
DRAWN BY R.L.O. CHECKED BY
PROJECT NO. I-91(20) Lord's
SHEET 43 OF 85

Sheet 114 of 188

Item	No Pieces	Size	Length	Mark	Type	A	B	C	D	E	F	G	H	J	K	R	O
				PIER "1													
1	90	4	9-6	1P405	Str.												
2	36	4	19-6	1P403													
3	15	5	35-6	1P504													
4	93	11	19-6	1P1101													
5	98	11	22-9	1P1111													
6	18	11	35-6	1P1102													
7	98	185	15-0	1P1508													
8	98	185	20-8	1P1950													
9	98	185	30-0	1P1850	Str.												
10	32	4	9-6	1P412	T1	0-5	1-8	2-8	1-8	2-8		0-5					
11	32	11	26-6	1P1113	2	1-9	23-0					1-9					
12	98	185	13-5	1P1351	1	1-11	11-6										
13	98	185	19-0	1P1506	1	2-6	11-6										
14		SPIRALS			Core	Pitch	Turns	Spacers									
15	2	4	15-5	1P5902	4-0	3½	59	4									
16	2	5	39-8	1P5501	5-0	3½	122	4									
17	2	5	29-0	1P5505	5-0	3½	105	4									
18																	
19																	
20																	
21																	
22				PIER "2													
23	90	4	9-6	2P405	Str.												
24	36	4	19-6	2P403													
25	15	5	35-6	2P504													
26	93	11	19-6	2P1101													
27	98	11	25-0	2P1111													
28	18	11	35-6	2P1102													
29	98	185	15-0	2P1508													
30	98	185	20-8	2P1950													
31	98	185	30-0	2P1850	Str.												
32	32	4	9-6	2P412	T1	0-5	1-8	2-8	1-8	2-8		0-5					
33	32	11	26-6	2P1113	2	1-9	23-0					1-9					
34	98	185	13-5	2P1351	1	1-11	11-6										
35	98	185	19-0	2P1506	1	2-6	11-6										
36		SPIRALS			Core	Pitch	Turns	Spacers									
37	2	4	15-5	2P5902	4-0	3½	59	4									
38	2	5	35-9	2P5501	5-0	3½	126	4									
39	2	5	30-0	2P5505	5-0	3½	106	4									
40																	
41																	
42				PIER "3													
43	90	4	9-6	3P405	Str.												
44	36	4	19-6	3P403													
45	15	5	35-6	3P504													
46	93	11	19-6	3P1101													
47	98	11	30-10	3P1111													
48	18	11	35-6	3P1102													
49	98	185	15-0	3P1508													
50	98	185	19-3	3P1950													
51	98	185	27-6	3P1850	Str.												
52	32	4	9-6	3P412	T1	0-5	1-8	2-8	1-8	2-8		0-5					
53	32	11	26-6	3P1113	2	1-9	23-0					1-9					
54	98	185	13-5	3P1351	1	1-11	11-6										
55	98	185	19-0	3P1506	1	2-6	11-6										
56		SPIRALS			Core	Pitch	Turns	Spacers									
57	2	4	15-5	3P5902	4-0	3½	59	4									
58	2	5	36-9	3P5501	5-0	3½	129	4									
59	2	5	30-10	3P5502	5-0	3½	109	4									
60																	
61																	
62				PIER "4													
63	90	4	9-6	4P405	Str.												
64	36	4	19-6	4P403													
65	15	5	35-6	4P502													
66	93	11	19-6	4P1101													
67	98	11	31-1	4P1111													
68	18	11	35-6	4P1102													
69	98	185	15-0	4P1508													
70	98	185	19-3	4P1950													
71	98	185	27-6	4P1850	Str.												
72	32	4	9-6	4P412	T1	0-5	1-8	2-8	1-8	2-8		0-5					
73	32	11	26-6	4P1113	2	1-9	23-0					1-9					
74	98	185	13-5	4P1351	1	1-11	11-6										
75	98	185	19-0	4P1506	1	2-6	11-6										
76		SPIRALS			Core	Pitch	Turns	Spacers									
77	2	4	15-5	4P5902	4-0	3½	59	4									
78	2	5	31-1	4P5502	5-0	3½	110	4									
79	2	5	36-9	4P5501	5-0	3½	129	4									
80																	
81																	

Item	No Pieces	Size	Length	Mark	Type	A	B	C	D	E	F	G	H	J	K	R	O
82																	
83	90	4	9-6	5P405	Str.												
84	98	4	17-6	5P403													
85	75	10	17-6	5P1001													
86	36	10	36-6	5P1002													
87	93	10	36-6	5P1009													
88	99	11	13-2	5P1111													
89	98	185	13-3	5P1350													
90	98	185	15-0	5P1508													
91	98	185	32-5	5P1850	Str.												
92	33	4	9-6	5P412	T1	0-5	1-8	2-8	1-8	2-8		0-5					
93	32	11	26-6	5P1113	2	1-9	23-0					1-9					
94	99	185	13-9	5P1351	1	1-11	11-10										
95	99	185	19-9	5P1856	1	2-6	11-10										
96		SPIRALS			Core	Pitch	Turns	Spacers									
97	2	4	15-5	5P5902	4-0	3½	59	4									
98	2	5	23-0	5P5503	5-0	3½	80	4									
99	2	5	32-5	5P5501	5-0	3½	113	4									
100																	
101																	
102																	
103				PIER "6													
104	90	4	9-6	6P405	Str.												
105	36	4	19-6	6P403													
106	32	9	19-6	6P901													
107	15	9	35-6	6P902													
108	98	11	22-2	6P1108													
109	36	11	35-6	6P1109													
110	98	185	15-0	6P1508	Str.												
111	16	4	9-6	6P412	T1	0-5	1-8	2-8	1-8	2-8		0-5					
112	16	11	26-6	6P1113	2	1-9	23-0					1-9					
113	98	185	11-9	6P1351	1	1-11	9-10										
114		SPIRAL			Core	Pitch	Turns	Spacers									
115	2	5	33-5	6P5501	5-0	3½	109	4									
116																	
117																	
118																	
119																	
120																	
121																	
122																	
123																	
124																	
125																	
126																	
127																	
128																	
129																	
130																	
131																	
132																	
133																	
134																	
135																	
136																	
137																	
138																	
139																	
140																	
141																	
142																	
143																	
144																	
145																	
146																	
147																	
148																	
149																	
150																	
151																	
152																	
153																	
154																	
155																	
156																	
157																	
158																	
159																	
160																	
161																	
162																	

TYPICAL BAR BENDS

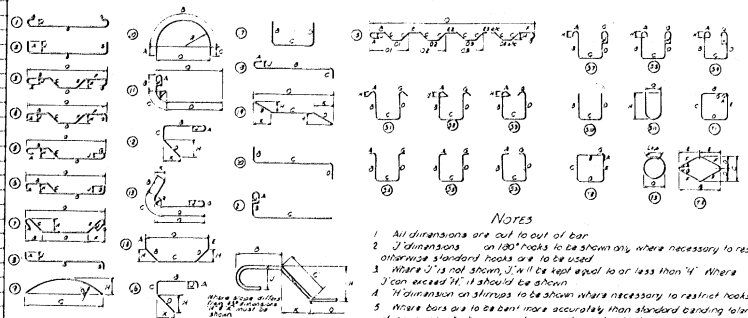

NOTES

1. All dimensions are out to out of bar.
2. J dimensions on 180° hooks to be shown only where necessary to restrict hook size otherwise standard hooks are to be used.
3. Where J is not shown, J will be kept equal to or less than 'H'. Where J can exceed 'H', it should be shown.
4. 'H' dimension on stirrups to be shown where necessary to restrict hooks.
5. Where bars are to be bent more accurately than standard bending tolerances, bending dimensions which require close working should have limits indicated.
6. Figures in circles show types.
7. No allowance for bend curvature is to be made except for standard hook & radii in excess of same.

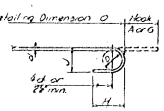

STANDARD HOOK DETAIL

BAR SIZES

Equivalent Size	Present Numbers
⅜"	#2
½"	#3
⅝"	#4
⅝"	#5
¾"	#6
⅞"	#7
1"	#8
1"	#9
1⅛"	#10
1⅜"	#11

* Denotes 1 additional bar for testing purposes

All Spiral Reinforcement shall conform to AASHO Designation M 32-60 Cold-Drawn Steel Wire for Concrete Reinforcement.

Minimum bends to be as follows: Stirrups and tie bars shall be bent around a pin having a diameter not less than two times the minimum thickness of the bar. Bends for other bars shall be made around a pin having a diameter not less than six times the minimum thickness except for bars larger than 1 inch, in which case the bends shall be made around a pin of eight bar diameters.

All bar reinforcement material shall conform to the requirements of the Standard Specifications for new Billet-Steel Concrete Reinforcement Bars of Intermediate Grade) Serial Designation AASHO M 31-18 or its latest revision. All bars shall be performed to conform with A.S.T.M. Specifications A 305-49. #3 #5 and #8 Bars shall conform to AASHO Designation M-178-60 or its latest revision.

ESTIMATED QUANTITIES

Location	Pounds	Final
Pier #1	62,970	
Pier #2	64,720	
Pier #3	73,650	
Pier #4	73,720	
Pier #5	83,710	
Pier #6	32,130	

Town of WEATHERSFIELD - WINDSOR - HARTLAND

I-91 Over Route 44 & Mill Brook

Drawn By: SHS Checked By: JL

Project No. I-91-1(61) Cont. "5"

Sheet 33 of 57

Br. 123 of 125

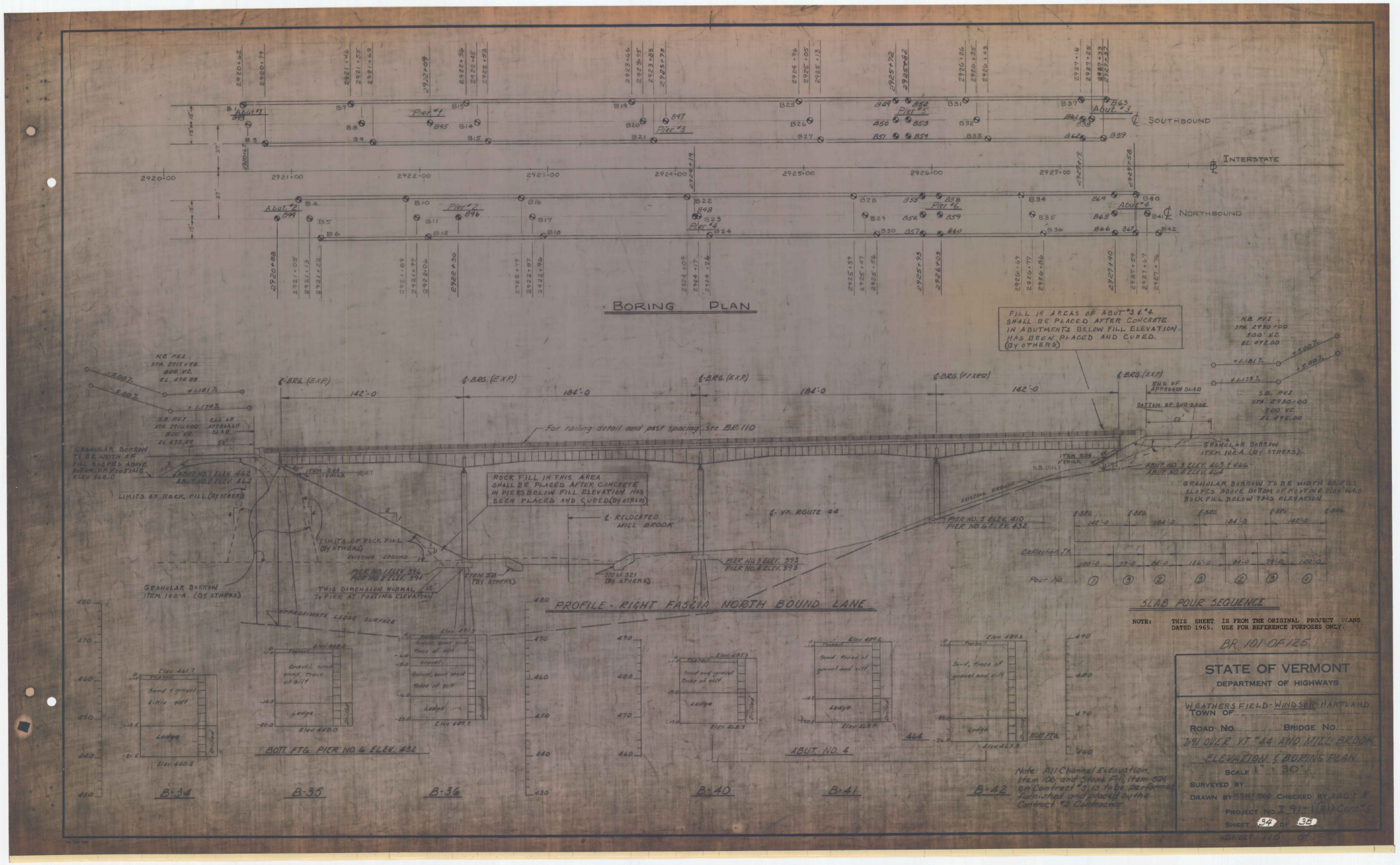
BORING PLAN
SOUTHBOUND
INTERSTATE
NORTHBOUND
FILL IN AREAS OF ABUT #3 & #4 SHALL BE PLACED AFTER CONCRETE IN ABUTMENTS BELOW FILL ELEVATION HAS BEEN PLACED AND CURED. (BY OTHERS)
For railing detail and post spacing see BR. 110
ROCK FILL IN THIS AREA SHALL BE PLACED AFTER CONCRETE IN PIERS BELOW FILL ELEVATION HAS BEEN PLACED AND CURED (BY OTHERS)
LIMITS OF ROCK FILL (BY OTHERS)
GRANULAR BORROW ITEM 102-A (BY OTHERS)
GRANULAR BORROW TO BE WIDTH OF FILL SLOPES ABOVE BOTTOM OF FOOTING ELEV. 464.0 ROCK FILL BELOW THIS ELEVATION
℄ RELOCATED MILL BROOK
℄ VT. ROUTE 44
PIER NO. 5 ELEV. 410
PIER NO. 6 ELEV. 432
PIER NO. 3 ELEV. 393
PIER NO. 4 ELEV. 393
PIER NO. 1 ELEV. 396
PIER NO. 2 ELEV. 394
THIS DIMENSION NORMAL TO PIER AT FOOTING ELEVATION
APPROXIMATE LEDGE SURFACE
PROFILE - RIGHT FASCIA NORTH BOUND LANE
SLAB POUR SEQUENCE
Pour No.
BOTT. FTG. PIER NO. 6 ELEV. 432
ABUT. NO. 4
B-34
B-35
B-36
B-40
B-41
B-42
Note: All Channel Excavation, Item 106, and Stone Fill, Item 521, on Contract #5, is to be performed, furnished and placed by the Contract #2 Contractor
NOTE: THIS SHEET IS FROM THE ORIGINAL PROJECT PLANS DATED 1965. USE FOR REFERENCE PURPOSES ONLY.
BR. 101 OF 125
STATE OF VERMONT
DEPARTMENT OF HIGHWAYS
WEATHERSFIELD-WINDSOR-HARTLAND
TOWN OF
ROAD NO.
BRIDGE NO.
I-91 OVER VT #44 AND MILL BROOK
ELEVATION & BORING PLAN
SCALE 1" = 30'
SURVEYED BY
DRAWN BY
CHECKED BY
PROJECT NO. I 91-1(21) Cont. #5
SHEET 34 OF 38

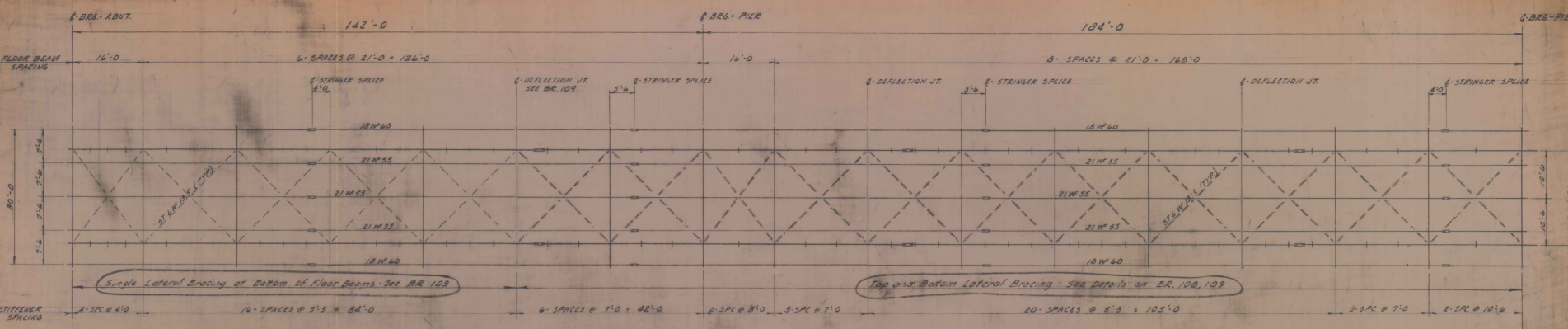

HALF FRAMING PLAN

SCALE 3/32" = 1'-0

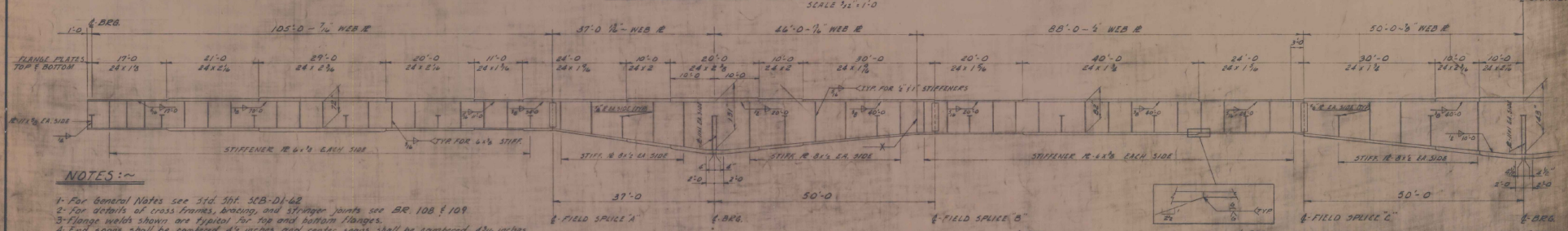

NOTES:-

1. For General Notes see Std. Sht. SCB-01-62
2. For details of cross frames, bracing, and stringer joints see BR. 108 & 109
3. Flange welds shown are typical for top and bottom flanges.
4. End spans shall be considered 4'6 inches and center spans shall be cambered 4 3/16 inches.

ELEVATION - HALF MAIN GIRDER

SCALE 3/32" = 1'-0

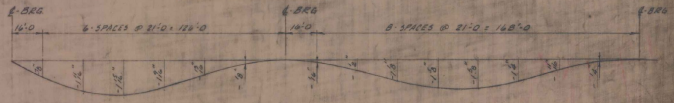

DEAD LOAD DEFLECTION DIAGRAM

(GIRDER, STRINGERS & SLAB) NOT TO SCALE

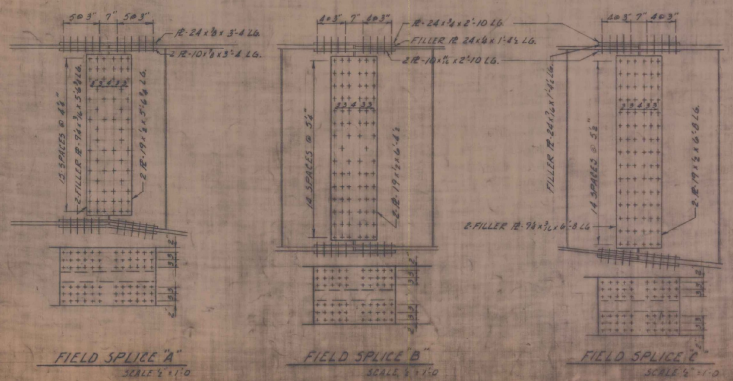

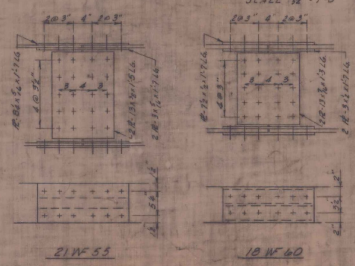

NOTE: THIS SHEET IS FROM THE ORIGINAL PROJECT PLANS DATED 1965. USE FOR REFERENCE PURPOSES ONLY.

ITEM NO.	ITEM	UNIT	NORTH BOUND TOTAL	NORTH BOUND FINAL	SOUTH BOUND TOTAL	SOUTH BOUND FINAL
	CHAN. EXCAV. OF EARTH	C.Y.				
	CHAN. EXCAV. OF ROCK	C.Y.				
	UNCLASS. CHAN. EXCAV.	C.Y.				
	STRUCT. EXCAV.	C.Y.				
	CONC. CLASS B	C.Y.				
	REINF. STEEL	LBS.				
	ASPHALTIC ASB. COATING	S.Y.				
	TREATED TIMBER PILING	L.F.				
	SPLICES FOR STEEL PILING	EA.				
	STEEL PILING	L.F.				
	UNTREATED TIMBER PILING	L.F.				

BR. 107 OF 125

STATE OF VERMONT

DEPARTMENT OF HIGHWAYS

TOWN OF WEATHERSFIELD-WINDSOR-HARTLAND

ROAD NO. I-91 BRIDGE NO. I-91 OVER VT. "44 & MILL BROOK

FRAMING PLAN

SCALE AS SHOWN

SURVEYED BY

DRAWN BY R.E.O. CHECKED BY A.G.C.

PROJECT NO. I-91-1(61)NH 5

SHEET 35 OF 38

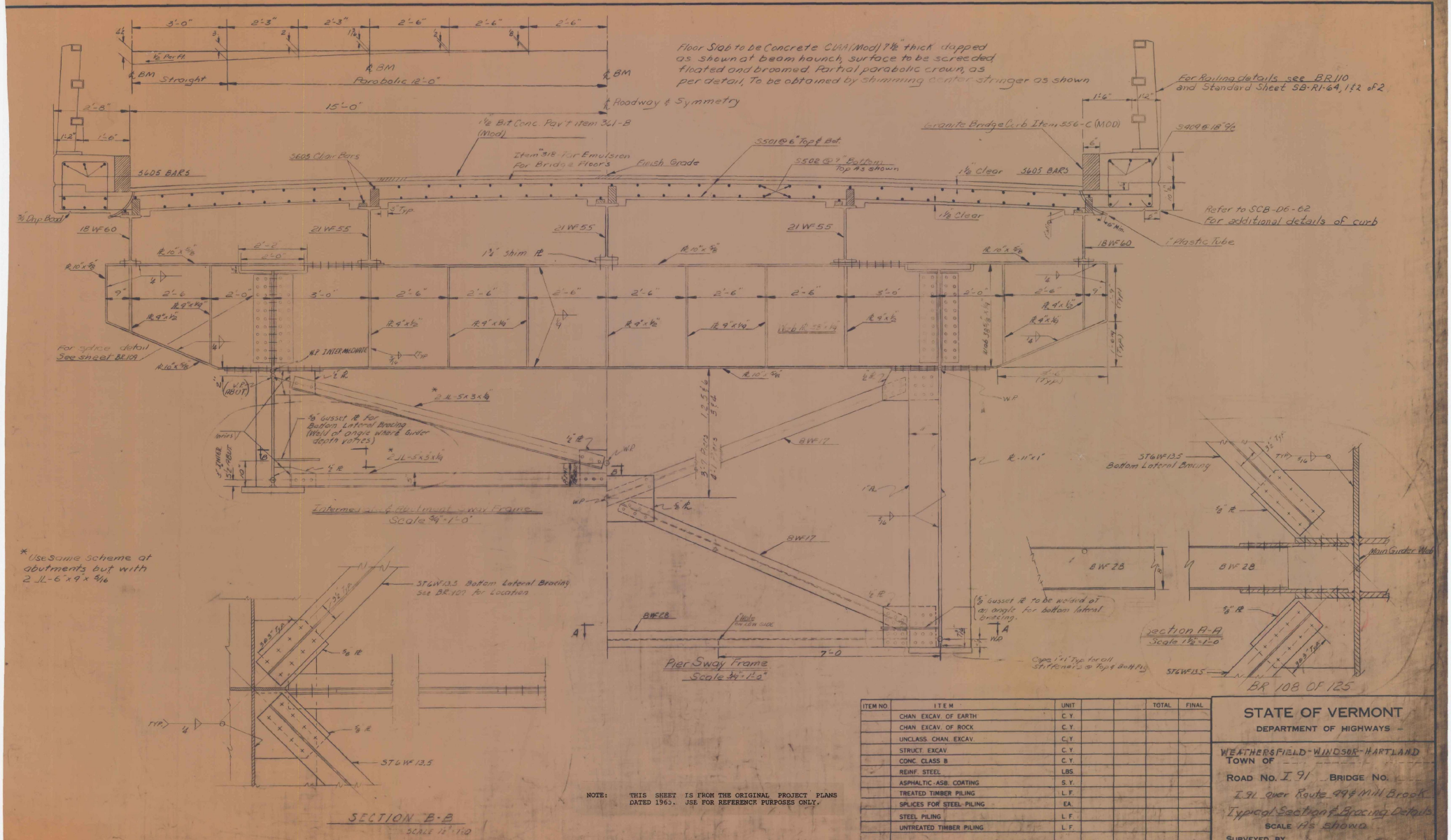

NOTE: THIS SHEET IS FROM THE ORIGINAL PROJECT PLANS DATED 1965. USE FOR REFERENCE PURPOSES ONLY.

ITEM NO.	ITEM	UNIT			TOTAL	FINAL
	CHAN. EXCAV. OF EARTH	C.Y.				
	CHAN. EXCAV. OF ROCK	C.Y.				
	UNCLASS. CHAN. EXCAV.	C.Y.				
	STRUCT. EXCAV.	C.Y.				
	CONC. CLASS B	C.Y.				
	REINF. STEEL	LBS.				
	ASPHALTIC-ASB. COATING	S.Y.				
	TREATED TIMBER PILING	L.F.				
	SPLICES FOR STEEL PILING	EA.				
	STEEL PILING	L.F.				
	UNTREATED TIMBER PILING	L.F.				

STATE OF VERMONT
DEPARTMENT OF HIGHWAYS

WEATHERSFIELD-WINDSOR-HARTLAND
TOWN OF
ROAD NO. I 91 BRIDGE NO.
I 91 over Route 44 & Mill Brook
Typical Section & Bracing Details
SCALE As shown
SURVEYED BY
DRAWN BY SHB CHECKED BY RLO
PROJECT NO. I-91-1(21) Cont. #5
SHEET 36 OF 38

REVISED PLANS - JAN. 1965

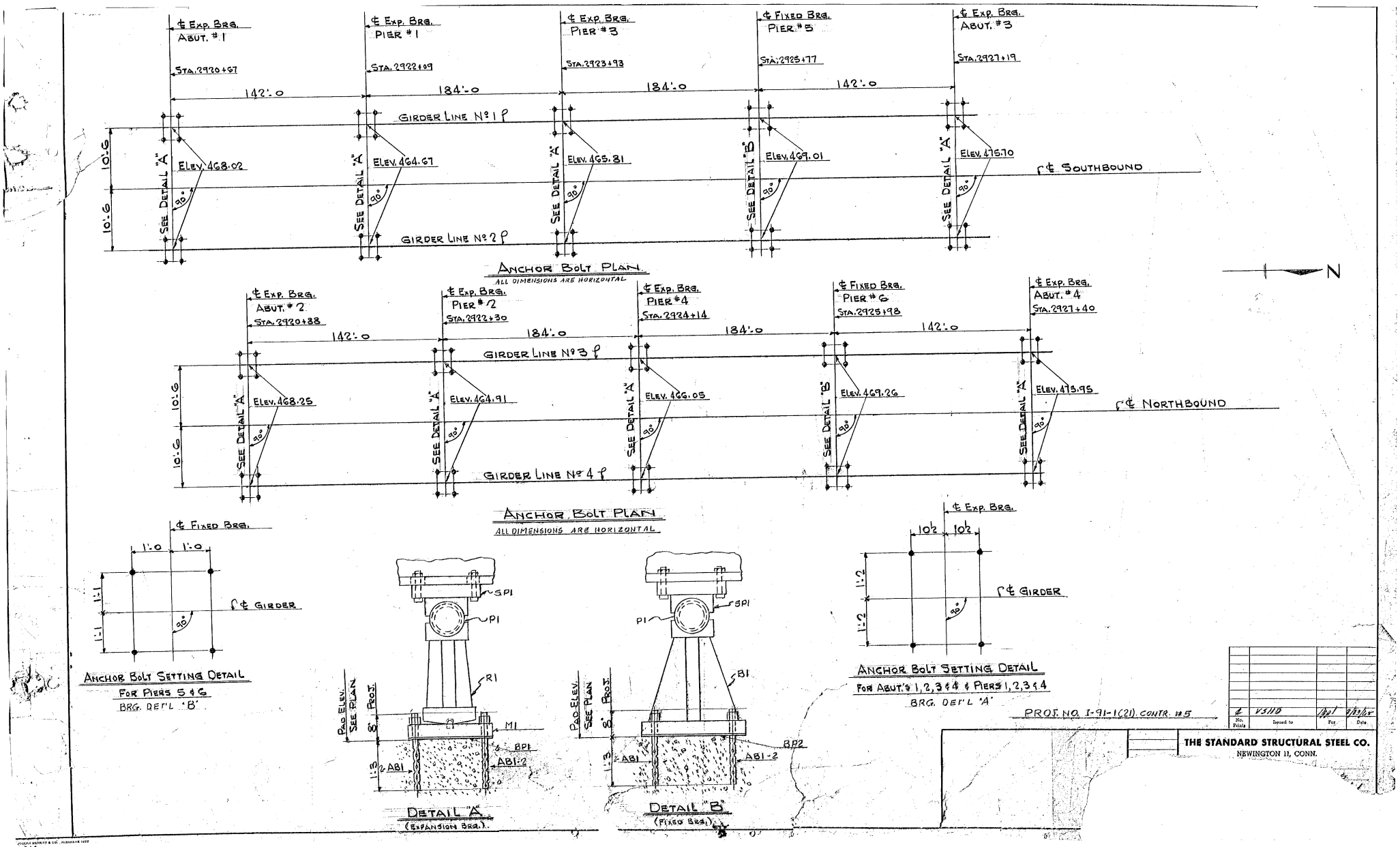

℄ Exp. Brg. Abut. #1
Sta. 2920+67
℄ Exp. Brg. Pier #1
Sta. 2922+09
℄ Exp. Brg. Pier #3
Sta. 2923+93
℄ Fixed Brg. Pier #5
Sta. 2925+77
℄ Exp. Brg. Abut. #3
Sta. 2927+19
142'-0
184'-0
184'-0
142'-0
Girder Line No 1 ℘
Girder Line No 2 ℘
10'-6
10'-6
See Detail "A"
See Detail "B"
Elev. 468.02
Elev. 464.67
Elev. 465.81
Elev. 469.01
Elev. 475.70
90°
℄ Southbound
Anchor Bolt Plan
All dimensions are horizontal
N
℄ Exp. Brg. Abut. #2
Sta. 2920+88
℄ Exp. Brg. Pier #2
Sta. 2922+30
℄ Exp. Brg. Pier #4
Sta. 2924+14
℄ Fixed Brg. Pier #6
Sta. 2925+98
℄ Exp. Brg. Abut. #4
Sta. 2927+40
142'-0
184'-0
184'-0
142'-0
Girder Line No 3 ℘
Girder Line No 4 ℘
10'-6
10'-6
Elev. 468.25
Elev. 464.91
Elev. 466.05
Elev. 469.26
Elev. 475.95
℄ Northbound
Anchor Bolt Plan
All dimensions are horizontal
℄ Fixed Brg.
1'-0
1'-0
1'-1
1'-1
℄ Girder
Anchor Bolt Setting Detail
For Piers 5 & 6
Brg. Det'l "B"
SP1
P1
R1
M1
BP1
AB1
AB1-2
Pad Elev. See Plan
Proj.
8"
1'-3
Detail "A"
(Expansion Brg.)
SP1
P1
B1
BP2
AB1
AB1-2
Detail "B"
(Fixed Brg.)
℄ Exp. Brg.
10½
10½
1'-2
1'-2
℄ Girder
Anchor Bolt Setting Detail
For Abut's 1, 2, 3 & 4 & Piers 1, 2, 3 & 4
Brg. Det'l "A"
Proj. No. I-91-1(21). Contr. #5
℄ VSHD
No. Prints
Issued to
For
Date
The Standard Structural Steel Co.
Newington 11, Conn.

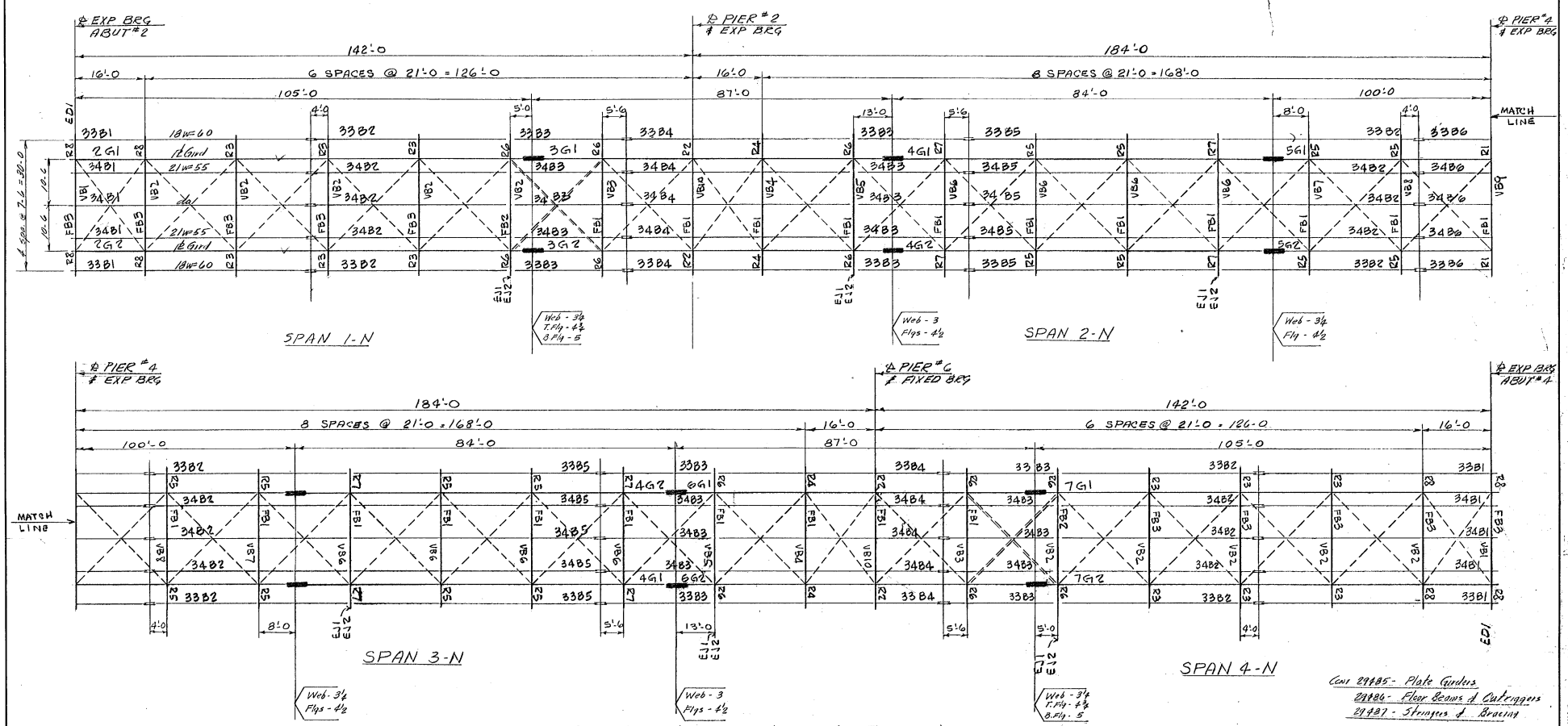

Cont 29485 - Plate Girders
29486 - Floor Beams & Outriggers
29487 - Stringers & Bracing

FOR BRACING MARKS NOT SHOWN SEE SHT. E4, E5 & E6

VB = Vertical Bracing

= GIRDER SPLICE

= STRINGER SPLICE

= H.S. BOLT LENGTHS (GIRDER SPLICES)

FRAMING PLAN - NORTHBOUND

(Note: All dimensions are horizontal)

Cont #5 Stage I
FAI-91-1(21)

No. Prints	Issued to	For	Date
4	VSHD	Info	5/21/65
4	VSHD	Appl	3/29/65

NOTES

FOR LENGTHS OF H.S. BOLTS SEE DWG E8

ALL H.S. BOLTS TO BE TIGHTENED BY THE "TURN OF THE NUT" METHOD - USE WASHER UNDER ELEMENT TURNED.

THE STANDARD STRUCTURAL STEEL CO.
NEWINGTON 11, CONN.

Drawing No. E2 Made by ELD
Date 3/25/65 Checked by WJ
Bolts 7/8 & H.S. Open Holes 15/16 ⌀
Shop Paint Field Conns. Bolted
Job I-91 over Vt. 44 & Mill Brook
Add. Weathersfield - Windsor - Hartland, Vt.

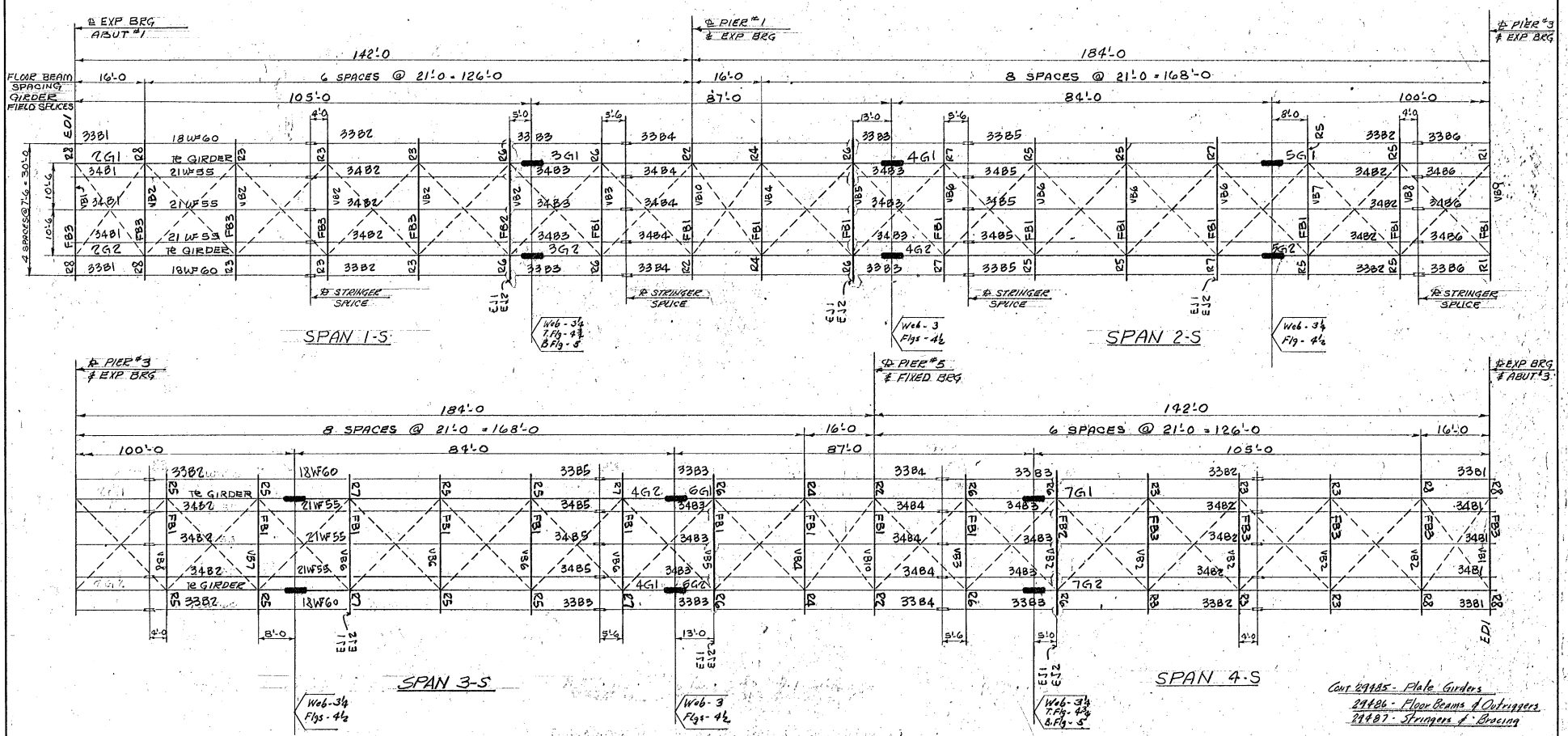

Cont 29485 - Plate Girders
29486 - Floor Beams & Outriggers
29487 - Stringers & Bracing

VB = VERTICAL BRACING

= GIRDER SPLICE

= STRINGER SPLICE

= H.S. BOLT LENGTHS (GIRDER SPLICES)

FRAMING PLAN - SOUTHBOUND

(NOTE: ALL DIMENSIONS ARE HORIZONTAL)

FOR BRACING MARKS NOT SHOWN SEE SHT E4, E5 & E6

NOTES

FOR LENGTHS OF H.S. BOLTS SEE DWG E8

ALL H.S. BOLTS TO BE TIGHTENED BY THE "TURN OF THE NUT" METHOD - USE WASHER UNDER ELEMENT TURNED.

Cont #5 Stage I
FAI-91-1(21)

No. Prints	Issued to	For	Date
4	VSHD	Info	5/6/65
4	VSHD	Appl	8/29/65

THE STANDARD STRUCTURAL STEEL CO.
NEWINGTON 11, CONN.

Drawing No. E3 Made by ELA
Date 3/25/65 Checked by WT
Bolts 7/8 & H.S. Open Holes 15/16 ϕ
Shop Paint Field Conns. Bolted
Job I 91 over Vt. 44 & Mill Brook
Address Weathersfield - Windsor - Hartland, Vt.

Revised

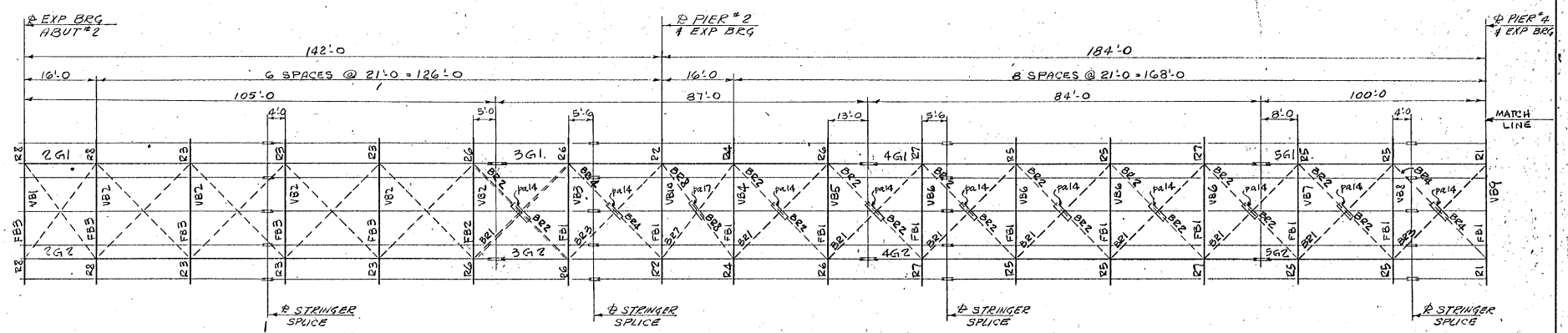

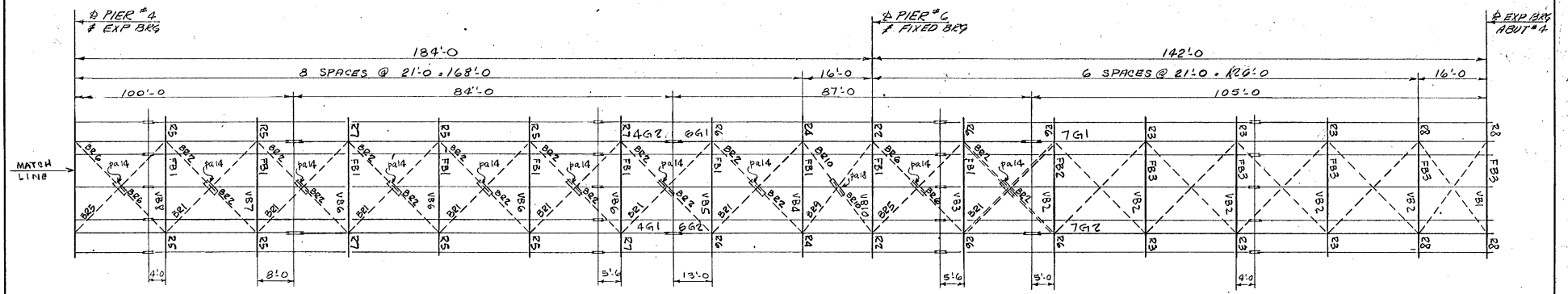

FRAMING PLAN - NORTHBOUND & SOUTHBOUND

ALL DIMENSIONS ARE HORIZONTAL

TOP BRACING

FOR OTHER BRACINGS SEE SHT. E5 & E6

VB = Vertical Bracing

Cont 29485 - Plate Girders
29486 - Floor Beams & Outriggers
29487 - Stringers & Bracing

Cont #5 Stage I
FAI-91-1(21)

No. Prints	Issued to	For	Date
4	VSHD	Appl	9/7/65
2	VSHD	Appl	9/8/65

THE STANDARD STRUCTURAL STEEL CO.
NEWINGTON 11, CONN.

Drawing No. 54 Made by FLA
Date 3/25/65 Checked by WJ
Bolts 7/8 H.S. Open Holes 15/16 ϕ
Shop Paint Field Conns. Bolted
Job I91 over Vt 44 & Mill Brook
Address Weathersfield - Windsor - Hartland, Vt

Revised 4/30/65

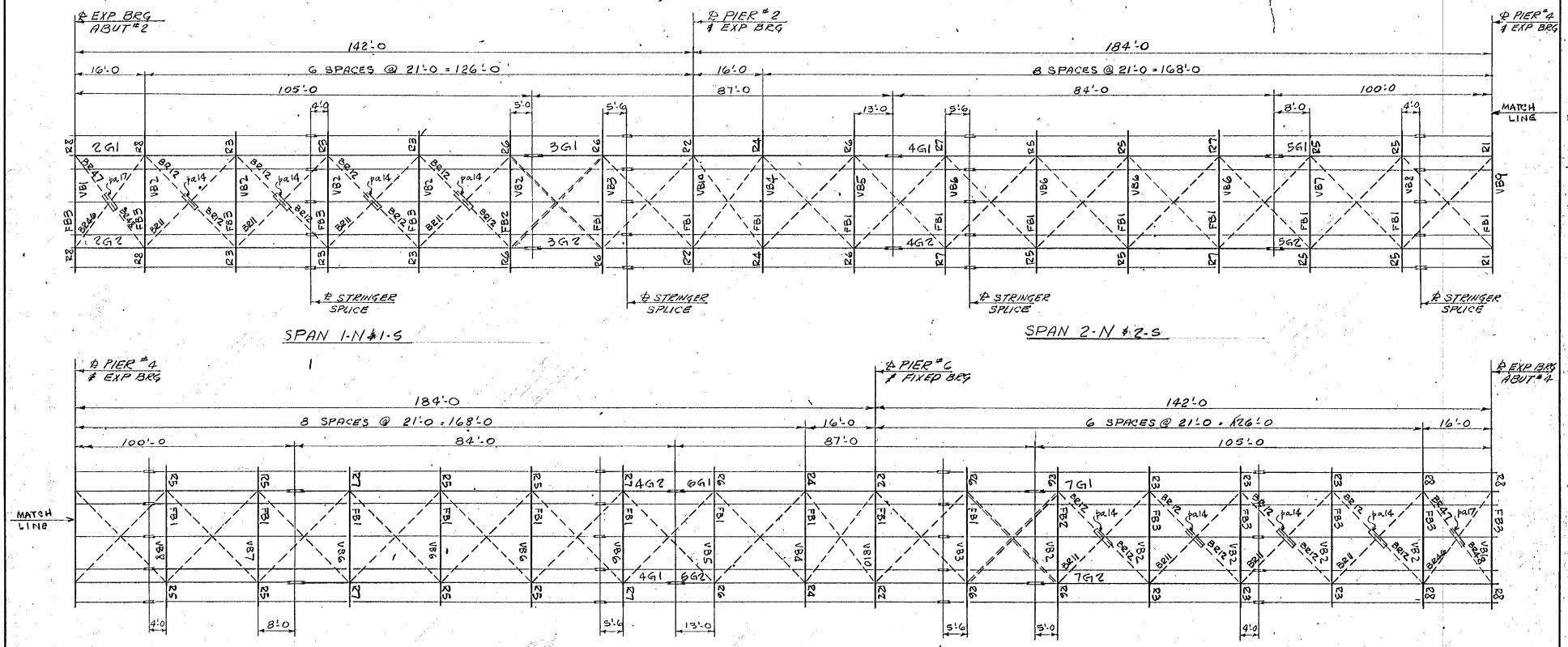

FRAMING PLAN - NORTHBOUND & SOUTHBOUND

ALL DIMENSIONS ARE HORIZONTAL

SINGLE BRACING

FOR OTHER BRACINGS SEE SHT. E4 & E6

VB = Vertical Bracing

Note: Web of "T" on bottom lateral bracing to be up.

Cont 29485 - Plate Girders
29486 - Floor Beams & Outriggers
29487 - Stringers & Bracing

Cont #5 Stage I
FAI-91-1(21)

No. Prints	Issued to	For	Date
4	VSHD	Appr.	9/7/65
4	VSHD	Appr.	1/4/65

THE STANDARD STRUCTURAL STEEL CO.
NEWINGTON 11, CONN.

Drawing No. E5 Made by FLA
Date 3/25/65 Checked by WJ
Bolts 7/8 & 11.5 Open Holes 15/16 ϕ
Shop Paint Field Conns. Bolted
Job I-91 over Rt. 44 & Mill Brook
Address Weatherfield - Windsor - Hartford, Ill.

3/30/65

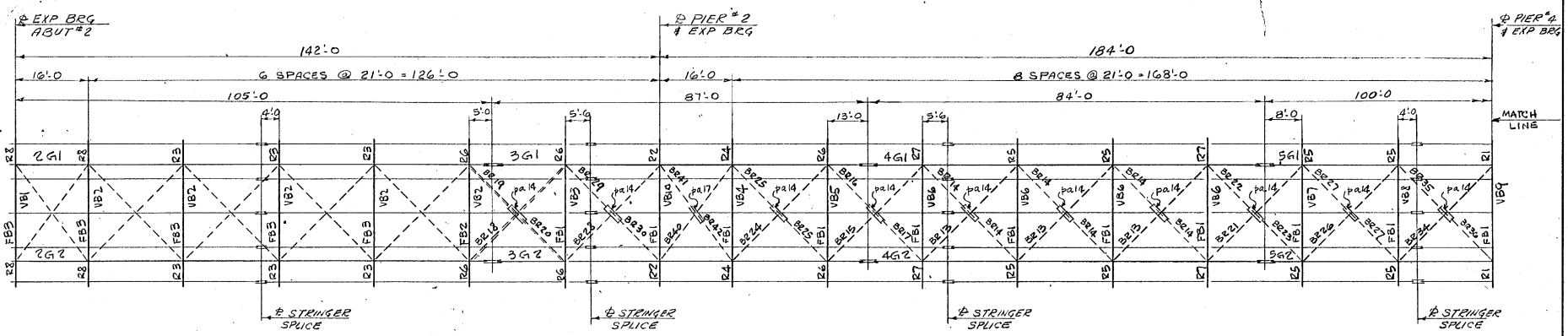

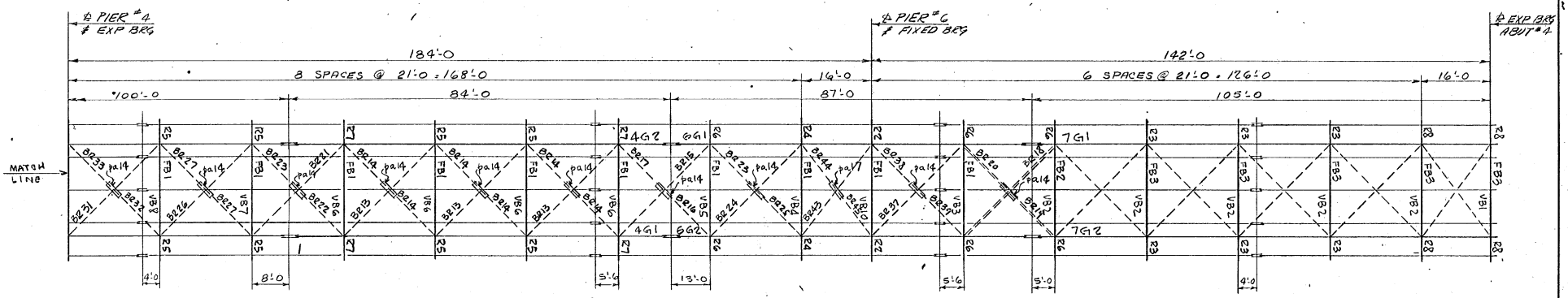

FRAMING PLAN - NORTHBOUND & SOUTHBOUND

ALL DIMENSIONS ARE HORIZONTAL

LOWER BRACING

FOR OTHER BRACINGS SEE SHT. E4 & E5

VB = Vertical Bracing

Cont 29485 - Plate Girders
29486 - Floor Beams & Cutriggers
29427 - Stringers & Bracing

Cont #5 Stage I
FAI-91-1(21)

No. Prints	Issued to	For	Date
4	VSHD	Appl	10/6/67

THE STANDARD STRUCTURAL STEEL CO.
NEWINGTON 11, CONN.

Drawing No. E6 Made by FLH
Date 3/25/65 Checked by WF
Bolts 7/8 H.S. Open Holes Punch
Shop Paint Field Conns. Bolted
Job I-91 over Vt. 44 & Mill Brook
Address Weathersfield - Windsor - Cornish, Vt.

4/30/68 Revised

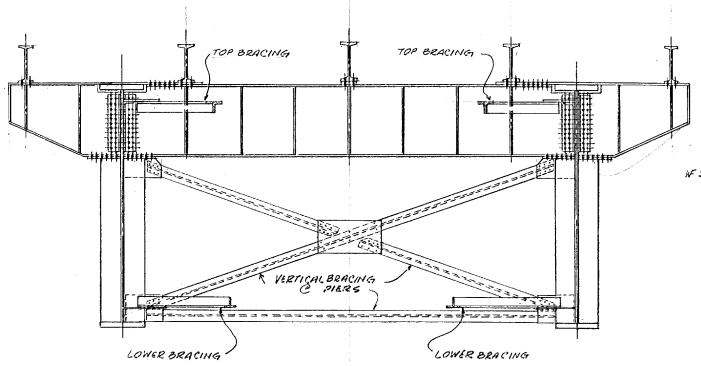

TYPICAL CROSS-SECTION @ PIERS

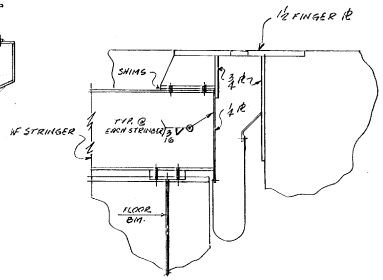

FIELD CONN. @ EXP. DAM

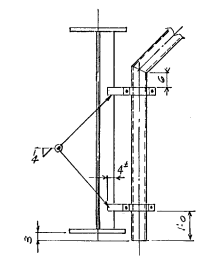

TYP. SCUPPER FIELD CONN.

Note: All field connections to be ⅞ H.S. Bolts U.N.

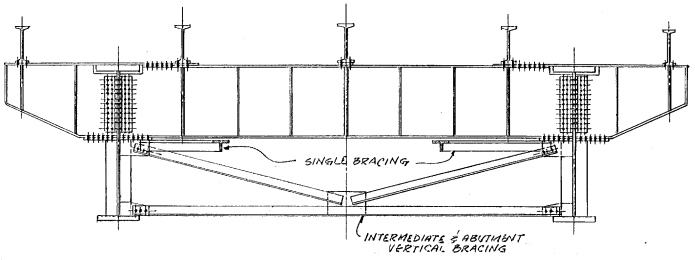

TYPICAL CROSS-SECTION @ ABUTMENTS
do do @ INTERMEDIATE FLOOR BMS

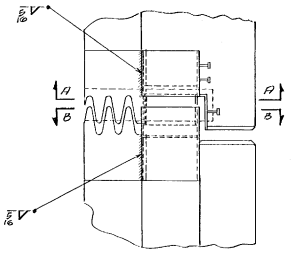

FIELD CONN. @ EXP. CURB

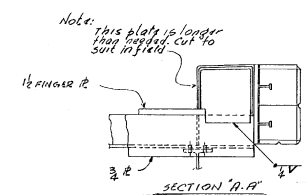

SECTION "A-A"

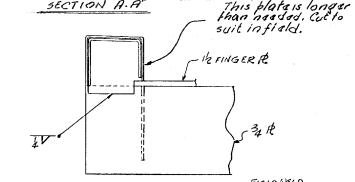

SECTION "B-B"

FIELD WELD	
3/16 105'2"	9"
1/4 59'7"	9.
5/16 22'0"	5.
	23.

No. Prints	Issued to	For	Date
4	VSHD	Appl	5/6/65

Contract #5 Stage 1
FAI-91-1 (21)

JOB # 29485-29488

THE STANDARD STRUCTURAL STEEL CO.
NEWINGTON 11, CONN.

Drawing No. E7 Made by ELA & MDR
Date April 65 Checked by W.T.
Bolts Open Holes
Shop Paint Field Conns. ⅞" H.S. Bolts
Job I-91 over Vt. 44 & Mill Brook
Address Weathersfield-Windsor-Ha Hand-Vt

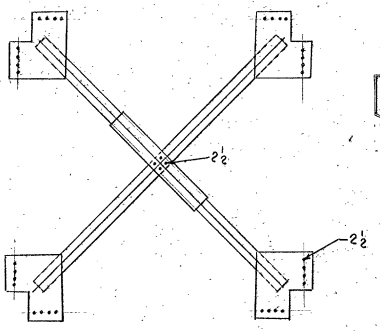

SECTION C-C
TOP BRACING

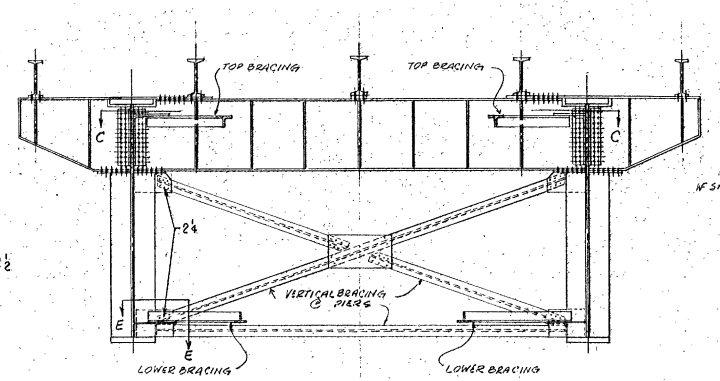

TYPICAL CROSS-SECTION @ PIERS

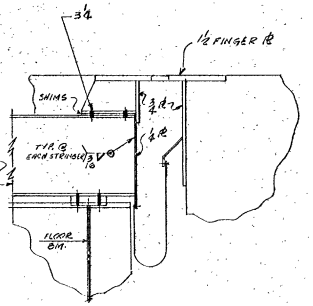

FIELD CONN. @ EXP. DAM

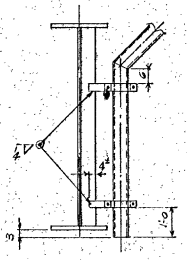

TYP SCUPPER FIELD CONN.

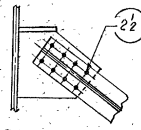

SECTION E-E
LOWER BRACING

Note: All field connections to be ⅞ H.S. Bolts U.N.

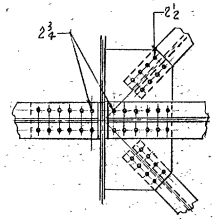

SECTION D-D
SINGLE BRACING

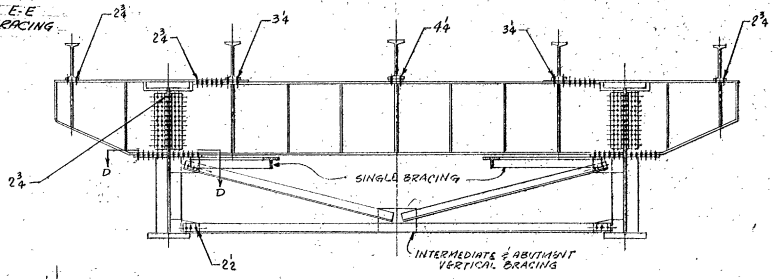

TYPICAL CROSS-SECTION @ ABUTMENTS
do do @ INTERMEDIATE FLOOR BMS

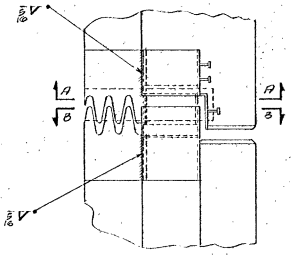

FIELD CONN. @ EXP. CURB

Note: This plate is longer than needed. Cut to suit in field.

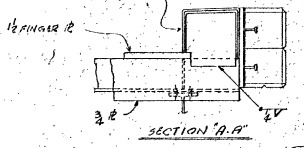

SECTION "A-A"

Note: This plate is longer than needed. Cut to suit in field.

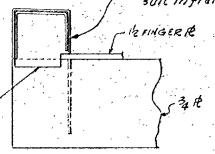

SECTION "B-B"

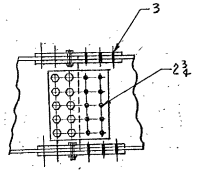

STRINGER SPLICE

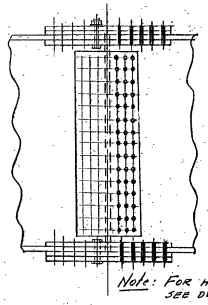

Note: For H.S. BOLT LGTS see DWG E2463

GIRDER SPLICE

Contract #5 Stage 1
FAI-91-1 (21)

Job # 29485-29488

No. Prints	Issued to	Appl For	5/6/65 Date
4	USHD	Appl	5/6/65

THE STANDARD STRUCTURAL STEEL CO.
NEWINGTON 11, CONN.

Drawing No. 68 Made by ELA
Date 7-23-65 Checked by
Bolts Open Holes
Shop Paint Field Conns. ⅞ H.S. Bolts
Job I-91 over Vt. 44 & Mill Brook
Address Weathersfield-Windsor Co. Vt.

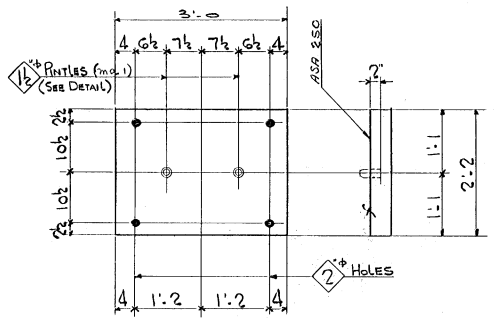

16 - MASONRY PLATES MK. M1 (X1)

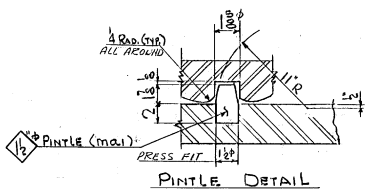

PINTLE DETAIL

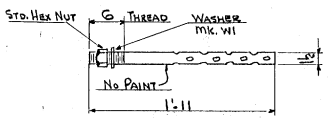

80 - ANCHOR BOLTS - MK. AB1
NO PAINT

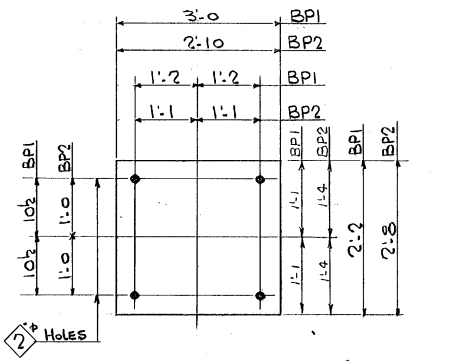

16 - BRG. PADS - MK. BP1
4 - BRG. PADS - MK. BP2
} No PAINT

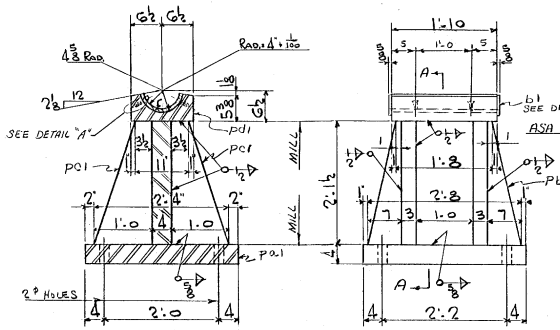

SEC A-A
4 - BOLSTERS MK B1 (X1)

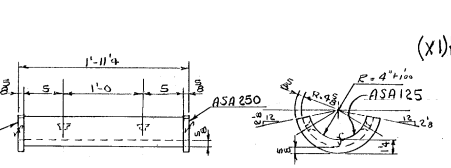

40 - BEARING, MK b1
(SEE DETAIL 'A')

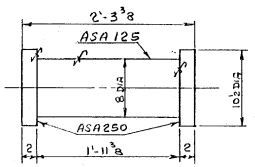

20 - PIN MK P1

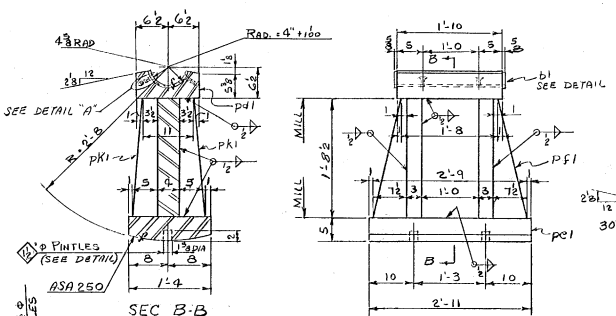

SEC B-B

16 - ROCKER MK R1 (X1)

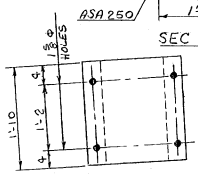

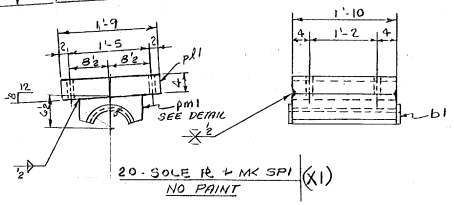

20 - SOLE PL & MK SP1 (X1)
NO PAINT

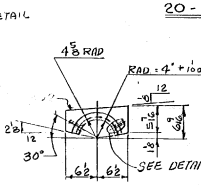

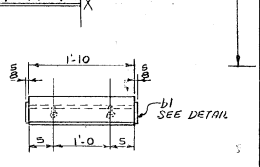

20 - UPPER BRG HOLDER pm1 (X1)

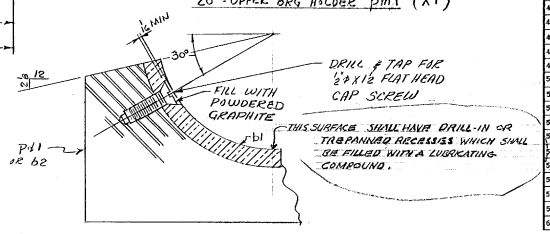

DETAIL "A"

DO NOT PAINT FINISHED SURFACES
COAT FINISHED SURFACES WITH HOT MIXTURE OF WHITE LEAD AND TALLOW

Cont. 29485 &
29485 X1

SHOP BILL

LINE	ASSEMBLY MARK	NO.	SHAPE	SECTION	LENGTH FT.	LENGTH IN.	REMARKS	WEIGHT
1	M1	16	PL	26 x ¾	3	0	A36	19769
2	m&1	32	HT	PINTLE	0	3⅜		62
3								
4								
5								
6	AB1	80	1½ø	SWEDGE	1	11	A307	921
7		80	1½ø	HEX NUT			do	75
8	W1	80	1½ø	WASHER			do	31
9								
10								
11								
12	BP1	16	PRO	26R ½	3	0	Ham'H	—
13	BP2	4	PRO	32R ½	2	10	Clebbins	—
14								
15								
16								
17	B1	4	BOLSTERS					
18	pq1	4	PL	32 x 4	2	10	A36	5173
19	pb1	4	PL	25½ x 4	2	8	A36	3873
20	pq1	16	PL	12 x 3	2	1½	A36	4324
21	pd1	4	PL	13 x 5⅛	1	10	A36	1930
22	b1	4		5½ x 10½	1	11½	A36	1570
23		16	HT	1 x 1½ FLAT HEAD			CAP SCREW	—
24								
25	R1	16	ROCKERS					
26	pe1	16	PL	16 x 5	2	11	A36	13239
27	pf1	16	PL	20½ x 4	2	9	A36	12343
28	pk1	64	PL	5 x 3	1	8½	A36	5794
29	pd1	16	PL	13 x 5⅛	1	10	A36	7726
30	b1	16		5½ x 10½	1	11½	A36	4366
31		64	HT	1 1½ FLAT HEAD			CAP SCREW	—
32								
33								
34	SP1	20	SOLE PL					
35	pq1	20	PL	21 x 4	1	10	A36	10963
36	pm1	20	PL	13 x 6	1	10	A36	10256
37	b1	20		5½ x 10½	1	11½	A36	7350
38		80	HT	1 x 1½ FLAT HEAD			CAP SCREW	—
39								
40								
41	P1	20		PINS				
42		20	10½ø	ROD	2	3⅜	A108 GRADE 1018-1020	13432
43								
44				LEAD				
45				½	562	0		359
46				⅝	40	0		40
47								
48	All	Steel		designated		A36	= A36-62T	
49								
50								
51								
52								
53								
54								
55								
56								
57								
58								
59								
60								124154

PROJECT # I91-1(21) CONT # 5

No. Prints	Issued to	For	Date
4	VSHD	Appl	6/10/65
4	Shop	Fab	8/2/65
4	VSHD	Appl	9/28/65

THE STANDARD STRUCTURAL STEEL CO.
NEWINGTON 11, CONN.

Drawing No. 2 1 Made by ELA
Date 2-2-65 Checked by A.S.
Bolts Open Holes AS NOTED
Shop Paint SEE SPECS. Field Conns.
Job I-91 OVER RT "44 & MILL BROOK
Address WINDSOR, VERMONT

5/25/70 | 8/2/65

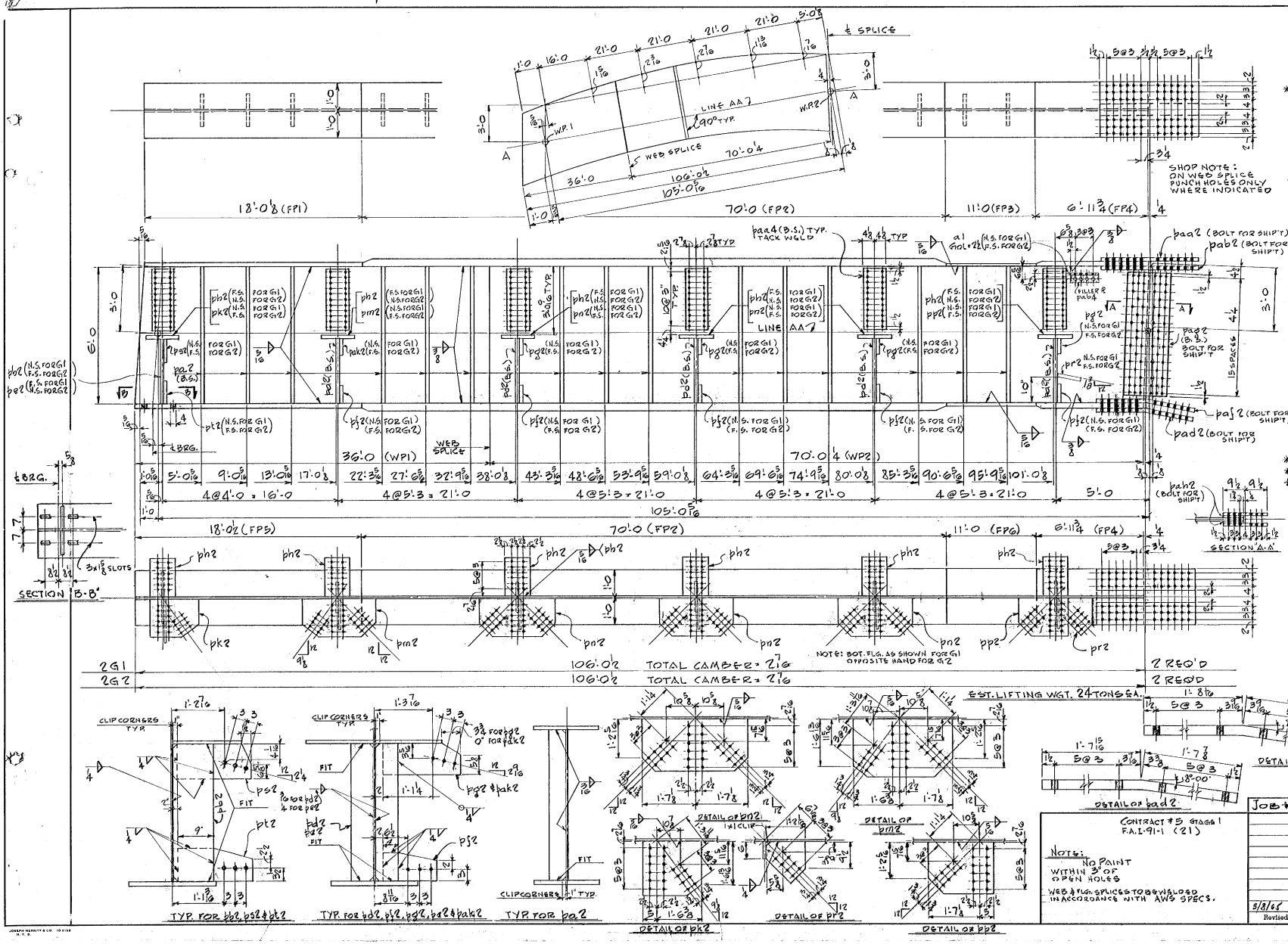

SHOP BILL

LINE	ASS'BLY MARK	NO.	SHAPE	SECTION	LENGTH FT.	LENGTH IN.	REMARKS	WEIGHT
1		2	PL	61 R 052	MK	2G1		
2		2	PL	61 R 052	MK	2G2		
3								
4	FP1	4	PL	24 x 1 1/2	18	0 1/8		0729
5	FP2	8	PL	24 x 2 3/16	70	0	PAY & ASPEN CONTRACT PLATE	XXXX
6	FP3	4	PL	24 x 1 9/16	11	0		4338
7	FP4	8	PL	24 x 1 9/16	6	11 3/4		7243
8	FP5	4	PL	24 x 1 9/16	18	0 1/2		6740
9	FP6	4	PL	24 x 1 9/16	11	0		4338
10								
11	WP1	4	PL	72 x 7/16	36	0	C.F.&P. 72 x 3/16	1609
12	WP2	4	PL	72 x 7/16	70	0 1/4	C.F.&P. 74 x 1/16	31837
13								
14	paa2	4	PL	24 x 7/8	3	4		969
15	pab2	8	PL	10 x 7/8	3	4		709
16	pad2	4	PL	24 x 7/8	3	3 1/16	BENT	969
17	paf2	8	PL	10 x 7/8	3	4 1/2	BENT	811
18	pag2	8	PL	19 x 1/2	5	6 3/4		1466
19	pah2	8	PL	9 1/4 x 7/16	5	6 3/4		272
20	pb2	4	PL	11 x 5/8	7	10 1/8	F.I.E.	277
21	pd2	40	PL	6 x 3/8	7	10 1/8	F.I.E.	901
22	pe2	4	PL	11 x 5/8	7	10 1/8	F.I.E.	277
23	pf2	20	PL	7 x 1/2	1	7		283
24	pg2	16	PL	8 x 1/2	1	8 3/4		384
25	ph2	24	PL	10 x 5/8	1	6 1/8		823
26	pk2	4	PL	22 5/8 x 5/8	1	11 5/8		382
27	pm2	4	PL	22 5/8 x 5/8	3	1 1/2		600
28	pn2	12	PL	19 x 5/8	3	2 1/4		1576
29	pp2	4	PL	19 x 5/8	2	0 1/2		331
30	pr2	4	PL	14 1/2 x 5/8	1	2 1/2		151
31	ps2	4	PL	9 1/2 x 1/2	1'	10	1-7 3/4	121
32	pt2	4	PL	9 1/2 x 1/2	1	6 1/2		102
33	pa2	120	PL	6 x 3/8	6	0	F.I.E.	5632
34	pak2	4	PL	8 x 1/2	1	8 3/4		96
35	a1	4	L	4 x 4 x 1/2	1	0		51
36	paa4	48	PL	8 1/4 x 3/16	2	9		719
37	pab4	4	PL	4 x 3/16	1	0		11
38								
39	Pay	8	PL	24 x 2 1/4	29	0		42703
40	"	8	PL	24 x 2 1/4	21	0		29959
41	"	8	PL	24 x 2 1/4	20	0		27771
42				SHOP BOLTS				
43		16	7/8	H.S. BOLT	0	2 1/2	ASTM A-325	
44		72	7/8	H.S. BOLT	0	2 1/2	ASTM A-325	56
45		88	7/8	HEX NUT			ASTM A-325	
46		88	7/8	HARDENED WASH.			ASTM A-325	
47				BILL	3/16	1118	3	155
48					1/4	143	9 1/2	23
49					5/16	537	7	149
50				FIELD SPLICE BOLTS				
51		24	7/8	H.S. BOLT	0	3 1/4		
52		576	7/8	H.S. BOLT	0	4 3/4	ASTM A-325	521
53		816	7/8	HEX NUT HARDENED WASH.				
54			7/8					
55				BILL	3/4	1231	8	441
56								
57	ALL	MAT'L	TO BE	ASTM	A36-62T			U.N.
58								
59								
60								176245

No. Prints	Issued to	For	Date
5	Shop	Fab	5/13/65
4	VSHD	Erect	8/16/65
4	VSHD	Appl	3/31/65

Job # 29485

THE STANDARD STRUCTURAL STEEL CO.
NEWINGTON 11, CONN.

Drawing No. 2 Made by MOR
Date 3-25-65 Checked by M.T.
Bolts 7/8 H.S. Open Holes 15/16
Shop Paint See Specs. Field Conns.
Job I-91 over Vt. 44 & Mill Brook
Address Weathersfield-Windsor-Hartland, Vt.

5/8/65 Revised

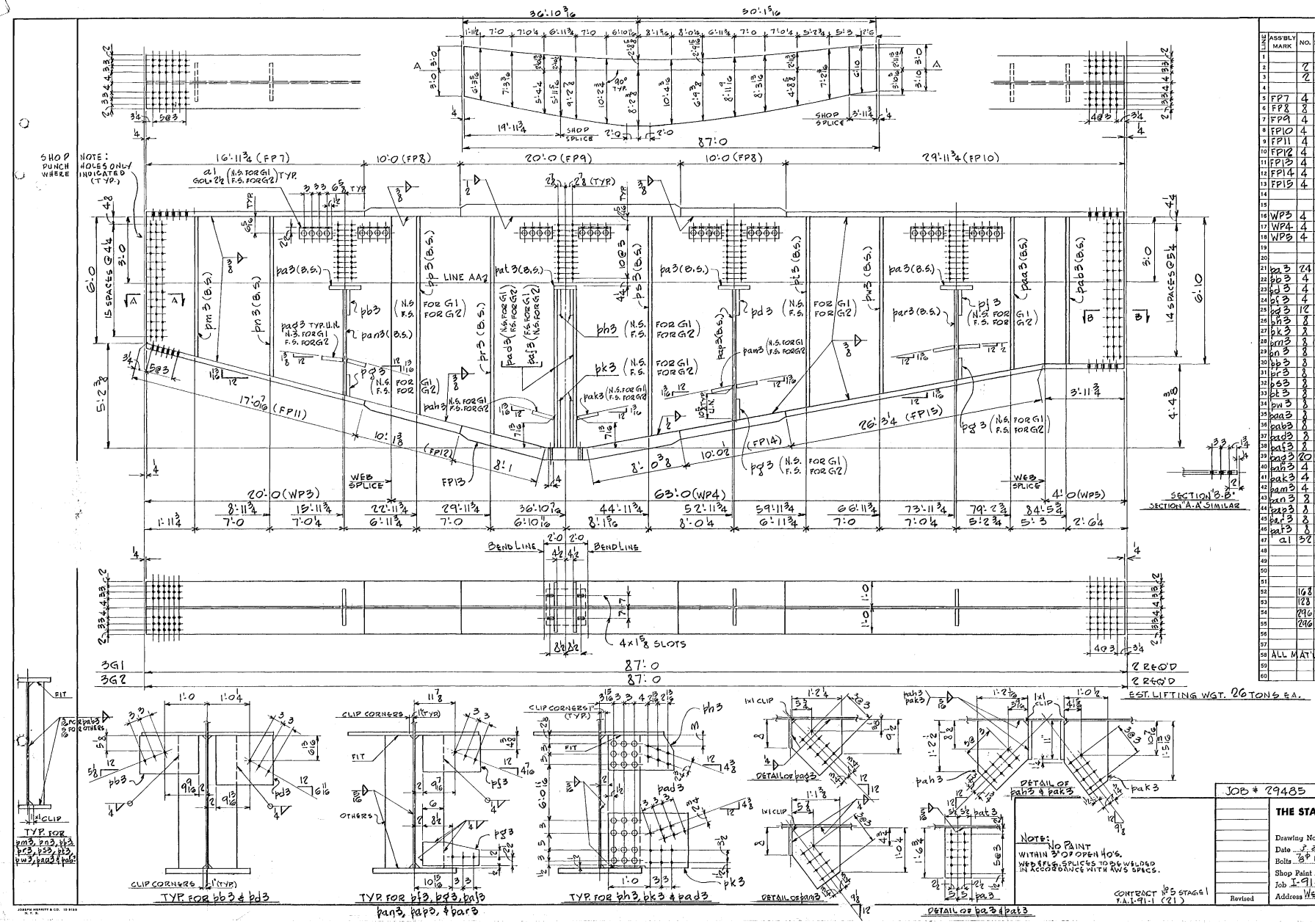

SHOP BILL

LINE	ASS'BLY MARK	NO.	SHAPE	SECTION	LENGTH FT.	LENGTH IN.	REMARKS	WEIGHT
1		7	PL	GIRDERS	MK 3G1			
3		7	PL	GIRDERS	MK 3G2			
5	FP7	4	PL	24×1 9/16	16	11¾		8911
6	FP8	8	PL	24×2	10	0		13234
7	FP9	4	PL	24×2 3/8	20	0		15389
8	FP10	4	PL	24×1 9/16	29	11¾		15559
9	FP11	4	PL	24×1 9/16	17	0 7/16		8841
10	FP12	4	PL	24×2	10	1 3/8		6718
11	FP13	4	PL	24×2 3/8	20	1 3/8	BENT	16031
12	FP14	4	PL	24×2	10	0½		6670
13	FP15	4	PL	24×1 9/16	30	3	BENT	15697
14								
15								
16	WP3	4	PL	105 1/8×1 3/8	19	11¾	C.F. PL 107×1 3/8	26206
17	WP4	4	PL	131×1 3/8	63	0	C.F. PL 135 1/8×1 3/8	98149
18	WP5	4	PL	82×½	3	11¾		2263
19								
20								
21	pa3	24	PL	10×5/8	1	6¾		815
22	pb3	4	PL	10 7/8×½	1	4 5/8		105
23	pd3	4	PL	14 ×½	1	4 5/8		135
24	pf3	4	PL	10 1/4×½	1	4 5/8		97
25	pg3	12	PL	7½×½	1	4		209
26	ph3	8	PL	10 ×½	1	7		220
27	pk3	2	PL	14 3/4×½	1	11¼		397
28	pm3	8	PL	8 ×½	6	3 5/16	F.I.E.	616
29	pn3	8	PL	8 ×½	7	3 3/16		806
30	pp3	8	PL	8 ×½	9	2 7/8		1025
31	pr3	8	PL	8 ×½	10	2 3/4		1135
32	ps3	8	PL	8 ×½	10	4 3/8		1148
33	pt3	8	PL	8 ×½	8	11 2		994
34	pw3	8	PL	8 ×½	8	3 3/4		922
35	paa3	8	PL	8 ×½	7	2 3/8		776
36	pab3	8	PL	9×5/8	6	10	F.I.E.	488
37	pad3	8	PL	11 ×1	7	9 13/16	F.I.E.	2380
38	pai3	8	PL	11 ×1	7	9 13/16	F.I.E.	2380
39	pag3	20	PL	14 3/4×5/8	1	3 7/8		818
40	pah3	4	PL	14 3/4×5/8	1	7 13/16		202
41	pak3	4	PL	12 3/4×5/8	1	9 3/4		197
42	pam3	4	PL	13 3/4×5/8	1	5 1/4		166
43	pan3	8	PL	8 ×½	3	1 7/8	F.I.E.	572
44	pap3	8	PL	8 ×½	6	6 1/16	F.I.E.	722
45	par3	8	PL	8 ×½	4	6 3/4	F.I.E.	506
46	pat3	8	PL	11×5/8	1	6 3/4		298
47	a1	52	L	4×4×½	1	0		410
48				5/8	113	4		10
49				¼	136	10		22
50				3/16	1765	0½		439
51				SHOP BOLTS				
52		168	⅞	H.S. BOLTS	0	3	ASTM A-325	
53		128	⅞	H.S. BOLTS	0	2¾	ASTM A-325	179
54		296	⅞	HEX NUTS			ASTM A-325	
55		296	⅞	HARDENED WASHERS			ASTM A-325	
56			3/8		1075	2½		385
57			½		320	11		205
58	ALL MAT'L TO BE ASTM A-36						0.62 T.U.N.	
59								
60								252041

No. Prints	Issued to	For	Date
5	SAMPSON	FAB'N	5/15/85
4	VSHTO	FAB'N	5/15/85

JOB # 29485

THE STANDARD STRUCTURAL STEEL CO.
NEWINGTON 11, CONN.

Drawing No. 3 Made by M.D.R.
Date 5.25.1985 Checked by M.T.
Bolts ⅞" H.S. Open Holes 15/16" O.N.
Shop Paint SEE SPECS. Field Coats.
Job I-91 over VT. 44 & MILL BROOK
Address WEATHERSFIELD-WINDSOR-HARTLAND, VT.

NOTE: NO PAINT WITHIN 2" OF OPEN HO'S. WEB & FLG. SPLICES TO BE WELDED IN ACCORDANCE WITH AWS SPECS.

CONTRACT NHS STAGE 1 F.A.I.-91-1 (81)

Revised

JOSEPH HARRITT & CO. 10 9139 N.Y.

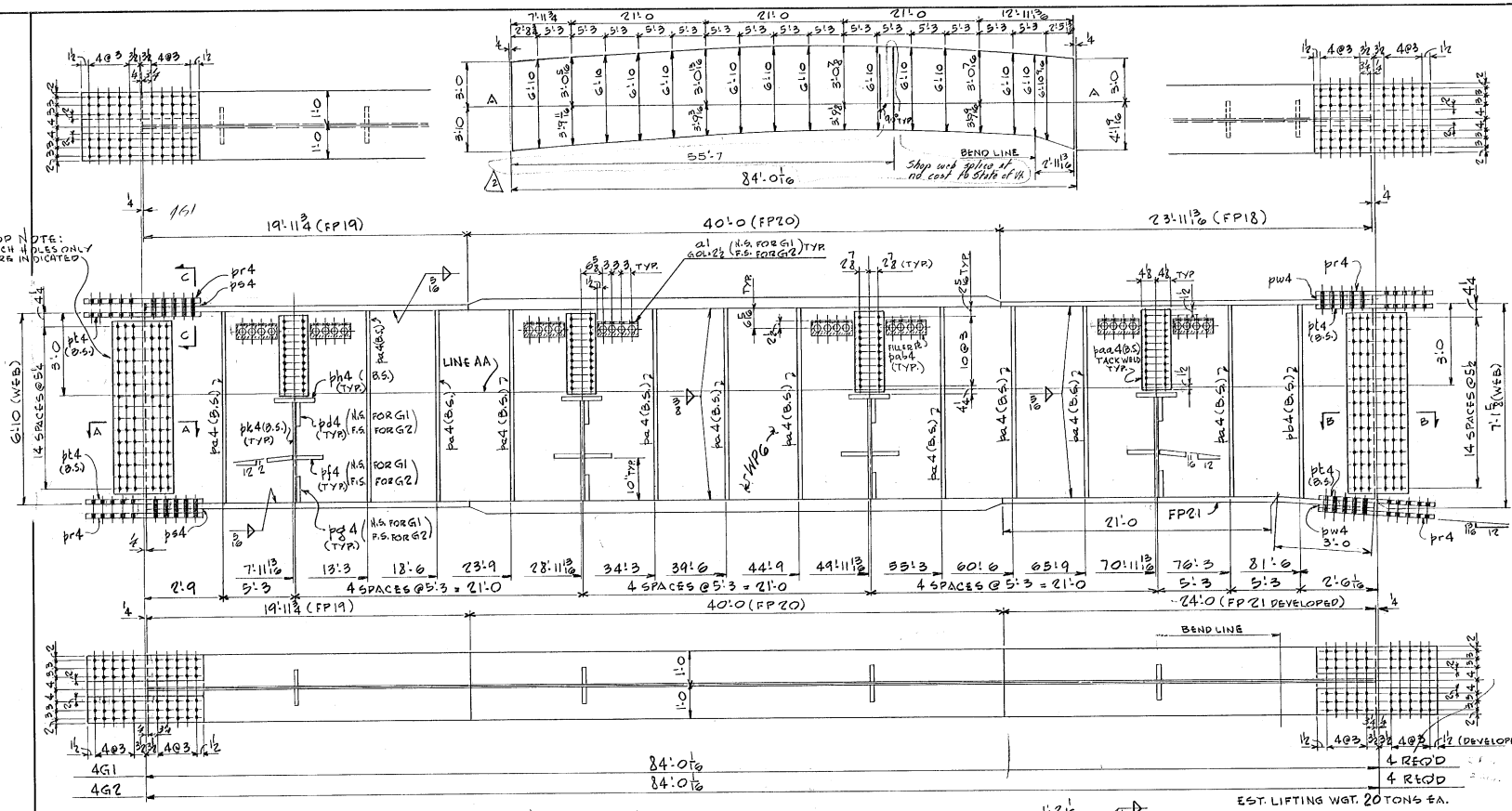

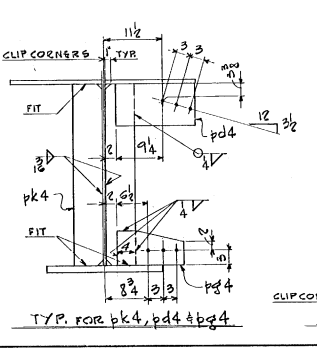

TYP. FOR pk4, pd4 & pg4

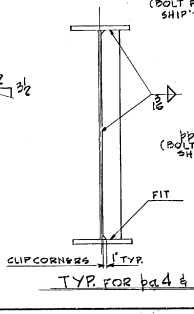

TYP. FOR pa4 & pb4

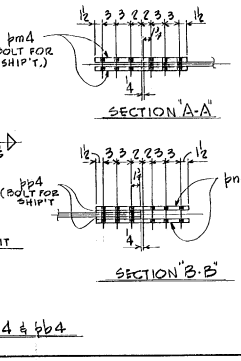

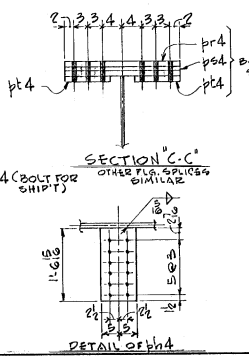

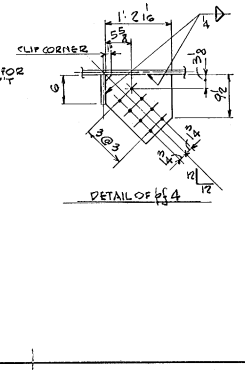

DETAIL OF ph4

SHOP BILL

MK	ASS'BLY MARK	NO.	SHAPE	SECTION	LENGTH FT.	LENGTH IN.	REMARKS	WEIGHT
1								
2								
3		4	PL	GIRDER MK 4G1				
4		4	PL	GIRDER MK 4G2				
5								
6								
7								
8	FP18	8	PL	24 x 15/16	23	11 13/16		20109
9	FP19	16	PL	24 x 15/16	19	11¾		34835
10	FP20	16	PL	24 x 15/16	40	0		92791
11	FP21	8	PL	24 x 15/16	24	0	BENT	20922
12								
13	WP6	8	PL	85½ x ½	83	11 9/16	C.F.P. 83 c.f.	103979
14								
15								
16	pa4	176	PL	6 x 3/8	6	10	F.I.E.	3907
17	pb4	16	PL	6 x 3/8	6	10 9/16	F.I.E.	361
18	pd4	32	PL	25/8 x ½	1	4 ½		660
19	pf4	64	PL	14½ x 5/8	1	2 13/16		2821
20	pg4	32	PL	7 x ½	1	2		453
21	pn4	64	PL	10 x 5/8	1	6 15/16		2194
22	pk4	64	PL	6 x 3/8	3	8 13/16	F.I.E.	1870
23								
24								
25								
26	pm4	16	PL	19 x ½	6	4½		3360
27	pn4	16	PL	19 x ½	6	8		3514
28	pp4	16	PL	9½ x 7/16	6	8		651
29	pr4	32	PL	24 x 3/4	2	10		5646
30	ps4	16	PL	24 x ¼	1	4 3/4		469
31	pt4	64	PL	10 x 1/16	2	10		4328
32	pw4	16	PL	24 x 7/16	1	4 3/4		813
33								
34	a1	64	L	4 x 4 x ½	1	0		819
35	bab4	64	PL	4 x 3/16	1	0		169
36	baa4	64	PL	8¼ x 3/16	2	9		958
37								
38								
39								
40				FIELD SPLICE BOLTS				
41	FLGS.	1920	⅞	H.S. BOLT	0	4½		
42	WEB	720	⅞	H.S. BOLT	0	3¼		
43	WEB	684	⅞	H.S. BOLT	0	3	ASTM A-325	2102
44		3396	⅞	HEX NUT				
45		3396	⅞	HARDENED WASHERS				
46		1812		⅞	317	2		286
47				¼ SHOP BOLTS	317	6		57
48								
49	a1	256	⅞	H.S. BOLT	0	2½		
50		256	⅞	HEX NUT			ASTM A-325	163
51		256	⅞	HARDENED WASHERS				
52			5/16	⅜	157	9		372
53				¾	1288	0		454
54								
55	ALL MAT'L TO BE ASTM A-36-62T U.N.							
56								
57								
58								
59								
60								31548#

No.	Issued to	For	Date
5	Shop	Fab	10/19/65
5	Shop	Fab	11/16/65
7	VSHD	Appr	12/6/65

CONTRACT #5 STAGE I
F.A.I-91 (21)

Job # 29485

NOTES:
WITHIN SLOPE NO PAINT
OPEN HOLES.

WEB & FLG. SPLICES TO BE WELDED IN ACCORDANCE WITH AWS SPECS.

11/7/65 Revised
12/6/65

THE STANDARD STRUCTURAL STEEL CO.
NEWINGTON 11, CONN.

Drawing No. 4 Made by MPR
Date 1-25-1965 Checked by W. F.
Bolts ⅞" H.S. Open Holes 15/16"
Shop Paint SEE SPECS. Field Conns.
Job I-91 OVER VT. 44 & MILL BROOK
Address WEATHERSFIELD, WINDSOR, HARTLAND-VT.

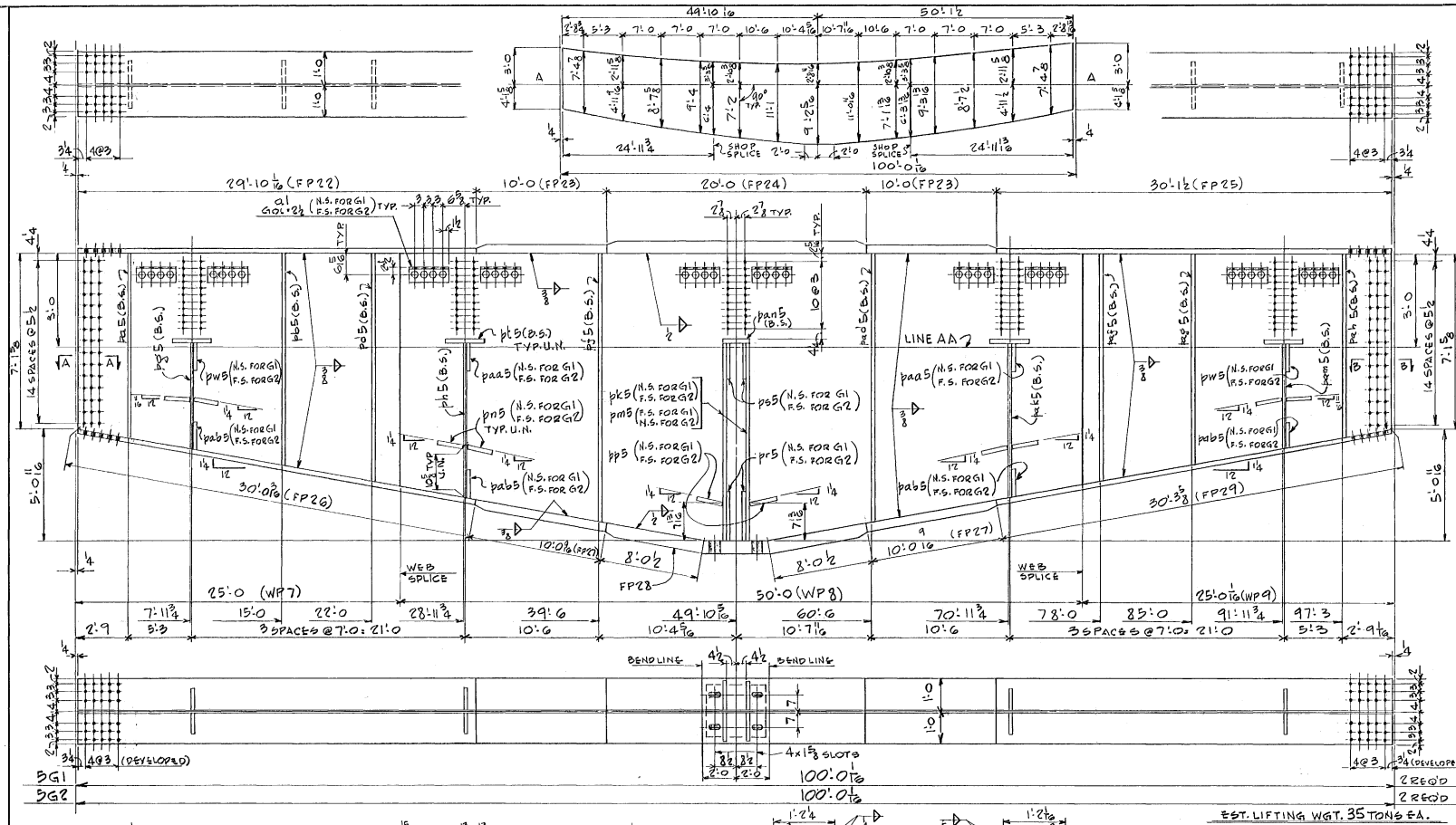

SHOP BILL

LINE	ASS'BLY MARK	NO.	SHAPE	SECTION	LENGTH FT.	LENGTH IN.	REMARKS	WEIGHT
1								
2								
3		2	PL	GIRDER MK SG1				
4		2	PL	GIRDER MK SG2				
5								
6	FP22	4	PL	24 × 1 3/4	29	10 1/16		17342
7	FP23	8	PL	24 × 2 7/16	10	0		14727
8	FP24	4	PL	24 × 2 7/16	20	0		18093
9	FP25	4	PL	24 × 1 3/4	30	1 1/2		17590
10	FP26	4	PL	24 × 1 3/4	30	0 5/16		17445
11	FP27	8	PL	24 × 2 7/16	10	0 5/16		14796
12	FP28	4	PL	24 × 2 1/16	20	1	BENT	18169
13	FP29	4	PL	24 × 1 3/4	30	3 3/8		17611
14								
15								
16	WP7	4	PL	11 3/8 × 7/8	24	11 3/4		35390
17	WP8	4	PL	14 3/8 × 7/8	50	0		18400
18	WP9	4	PL	11 3/16 × 7/8	24	11 7/8		35754
19								
20								
21	paa5	8	PL	8 × 1/2	7	4 15/16	F.I.E.	822
22	pb5	8	PL	8 × 1/2	8	7 1/16		959
23	pd5	8	PL	8 × 1/2	9	4 7/16		1036
24	pf5	8	PL	8 × 1/2	11	1 5/16		1231
25	pg5	8	PL	8 × 1/2	4	10		536
26	ph5	8	PL	8 × 1/2	6	11 9/16		769
27	pk5	8	PL	11 × 1	8	9 1/8		2684
28	pm5	8	PL	11 × 1	8	9 1/8	F.I.E.	2684
29	pn5	32	PL	14 1/4 × 5/8	1	3 7/8		1308
30	pp5	8	PL	14 1/2 × 5/8	1	7 1/2		903
31	pr5	8	PL	15 1/2 × 1/2	1	8 3/8		366
32	ps5	8	PL	10 3/8 × 1/2	1	6 3/4		234
33	pt5	32	PL	10 × 5/8	1	6 3/4		1076
34	pw5	8	PL	10 3/4 × 1/2	1	4 5/8		209
35	paa5	8	PL	14 3/4 × 1/2	1	4 1/2		232
36	pab5	16	PL	7 1/2 × 1/2	1	4		279
37	paf5	8	PL	8 × 1/2	11	0 1/16	F.I.E.	1227
38	pag5	8	PL	8 × 1/2	9	3 1/8		1034
39	pan5	8	PL	8 × 1/2	8	7 1/2		957
40	pap5	8	PL	8 × 1/2	7	4 7/8		822
41	pas5	8	PL	8 × 1/2	6	11		768
42	pam5	8	PL	8 × 1/2	4	9 1/16	F.I.E.	536
43	pan5	8	PL	11 × 5/8	1	6 3/4		298
44	a1	40	L	4×4×1/2	1	0		512
45			LBLD	4	196	2		30
46				5/16	2003	04		500
47				SHOP BOLTS				
48		168	7/8	H.S. BOLT	0	3		
49		160	7/8	H.S. BOLT	0	2 3/4		1209
50		328	7/8	HEX NUT				
51		328	7/8	HARDENED WASHER				
52								
53	ALL MAT'L TO BE AST M A-36. 62T U.N.							
54			LBLD	3/8	1283	—		459
55				1/2	326	8		205
56								
57								
58								
59								
60								317681

No. Prints	Issued to	For	Date
5	Shop	Fab	5/21/65
4	V.S.H.D.	Info	11/4/65

CONTRACT #5 STAGE 1
F.A.P. 691-1 (21)

JOB # 29485

NOTE:
NO PAINT WITHIN 3" OF OPEN HOLES.
WEB & FLG. SPLICES TO BE WELDED IN ACCORDANCE WITH AWS SPECS.

Revised

THE STANDARD STRUCTURAL STEEL CO.
NEWINGTON 11, CONN.

Drawing No. 5 Made by MOR
Date 2-25-1965 Checked by MT
Bolts 7/8" H.S. Open Holes 13/16" U.N.
Shop Paint S.S.S.P.S.S.C. Field Conns.
Job I-91 over VT 44 & Mill Brook
Address WEATHERSFIELD-WINDSOR-HARTLAND - VT.

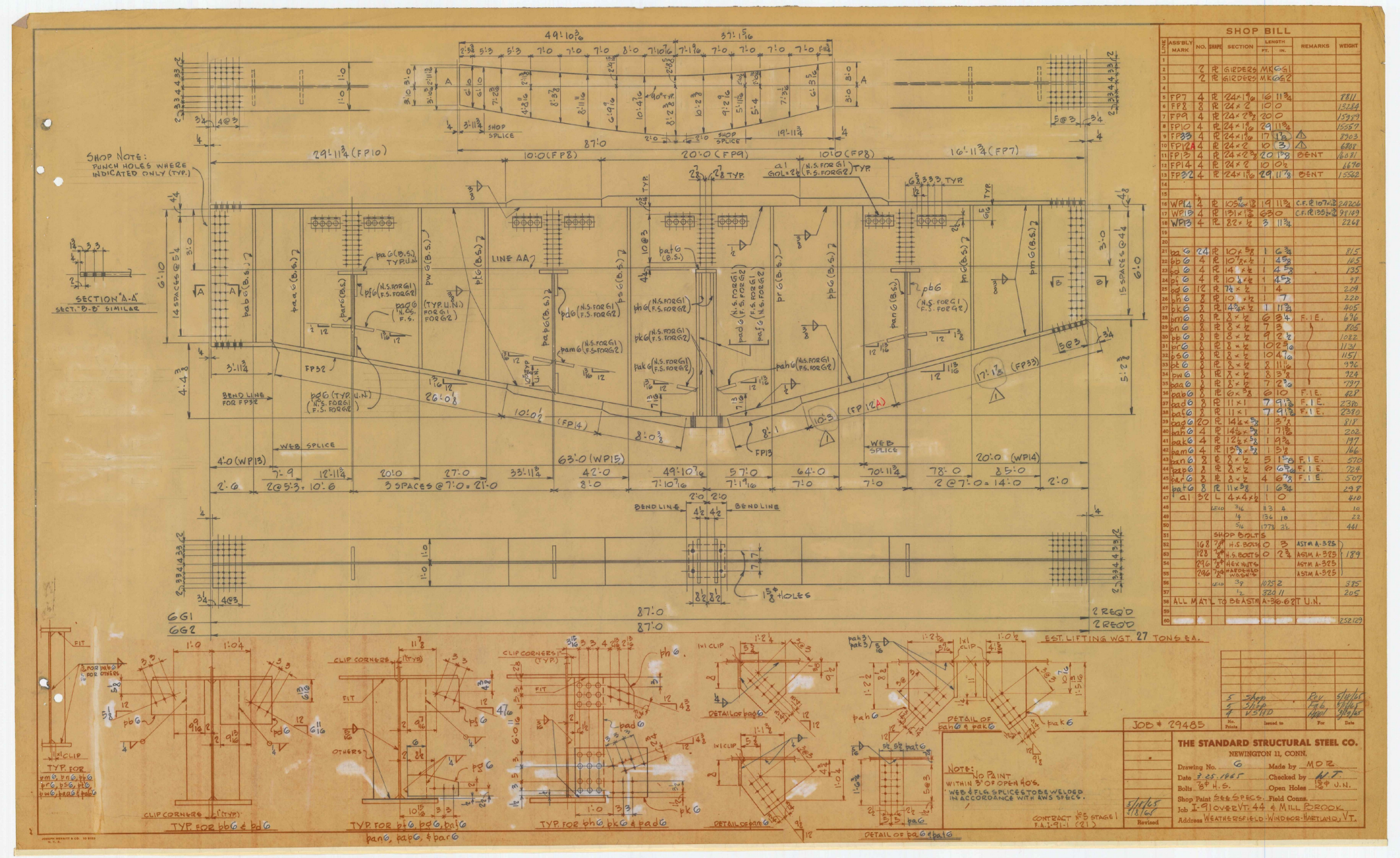

SHOP BILL

LINE	ASS'BLY MARK	NO.	SHAPE	SECTION	LENGTH FT.	LENGTH IN.	REMARKS	WEIGHT
1								
2		2	PL	GIRDERS MK 6G1				
3		2	PL	GIRDERS MK 6G2				
4								
5	FP7	4	PL	24 × 1 9/16	16	11 3/4		8811
6	FP8	8	PL	24 × 2	10	10		13284
7	FP9	4	PL	24 × 2 3/4	20	0		15329
8	FP10	4	PL	24 × 1 9/16	29	11 3/4		15557
9	FP33	4	PL	24 × 1 9/16	17	11 3/8	⚠	8903
10	FP12A	4	PL	24 × 2	10	3	⚠	6808
11	FP13	4	PL	24 × 2 3/4	20	1 3/8	BENT	16081
12	FP14	4	PL	24 × 2	10	10 1/2		16670
13	FP32	4	PL	24 × 1 9/16	29	11 7/8	BENT	15562
14								
15								
16	WP14	2	PL	105 15/16 × 1 3/8	19	11 3/4	C.F. PL 107 1/2 × 1 3/8	28206
17	WP13	4	PL	131 × 1 3/8	63	0	C.F. PL 135 1/2 × 1 3/8	97149
18	WP15	4	PL	82 × 1/2	3	11 3/4		2268
19								
20								
21	pa6	24	PL	10 × 5/8	1	6 3/8		815
22	pb6	4	PL	10 7/8 × 1/2	1	4 5/8		165
23	pd6	4	PL	14 × 1/2	1	4 5/8		135
24	pi6	4	PL	10 1/4 × 1/2	1	4 5/8		97
25	pg6	12	PL	7 1/4 × 1/2	1	4		209
26	ph6	8	PL	10 × 1/2	1	7		220
27	pk6	8	PL	14 7/8 × 1/2	1	11 3/4		405
28	pm6	8	PL	8 × 1/2	6	3 4	F.E.	676
29	pn6	8	PL	8 × 1/2	7	3		805
30	pp6	8	PL	8 × 1/2	9	2 3/8		1022
31	pr6	8	PL	8 × 1/2	10	2 7/16		1131
32	ps6	8	PL	8 × 1/2	10	4 1/16		1157
33	pt6	8	PL	8 × 1/2	8	11 1/16		996
34	pw6	8	PL	8 × 1/2	8	3 3/8		924
35	paa6	8	PL	8 × 1/2	7	2 7/16		797
36	pab6	8	PL	6 × 5/8	6	10	F.E.	828
37	pad6	8	PL	11 × 1	7	9 1/2	F.E.	2370
38	paf6	8	PL	11 × 1	7	9 1/2	F.E.	2390
39	pag6	20	PL	14 1/2 × 5/8	1	3 1/8		818
40	pah6	4	PL	14 1/2 × 5/8	1	7 15/16		202
41	pak6	4	PL	12 1/2 × 5/8	1	9 3/4		197
42	pam6	4	PL	13 3/8 × 1/2	1	5 1/8		166
43	pan6	8	PL	8 × 1/2	5	1 5/8	F.E.	570
44	pap6	8	PL	8 × 1/2	6	6 3/4	F.E.	724
45	par6	8	PL	8 × 1/2	4	6 7/8	F.E.	507
46	pat6	8	PL	11 × 3/8	1	6 3/4		298
47	a1	32	L	4 × 4 × 1/2	1	0		410
48				LEAD 3/16	83	4		10
49				1/4	136	10		22
50				5/16	1773	3 1/2		441
51				SHOP BOLTS				
52		168	7/8"	H.S. BOLTS	0	3	ASTM A-325	
53		128	7/8"	H.S. BOLTS	0	2 3/4	ASTM A-325	189
54		296	7/8"	HEX NUTS			ASTM A-325	
55		296	7/8"	HARDENED WASHERS			ASTM A-325	
56				LEAD 3/8	1025	2		385
57				1/2	320	11		205
58	ALL MAT'L TO BE ASTM A-36-68 T U.N.							
59								
60								252129

No.	Issued to	For	Date
5	Shop	Rev.	5/16/68
4	Shop	Rev.	4/26/68
3	VSHD	Appl.	3/8/68

JOB # 29485

THE STANDARD STRUCTURAL STEEL CO.
NEWINGTON 11, CONN.

Drawing No. 6 — Made by M.D.R.
Date 3.25.1965 — Checked by N.T.
Bolts 7/8" H.S. — Open Holes 1 5/8" U.N.
Shop Paint See Specs. — Field Conns.
Job I-91 over VT. 44 & Mill Brook
Address Weathersfield-Windsor-Hartland, VT.

5/16/68 Revised

CONTRACT NO. 5 STAGE 1
F.A.I-91-1 (81)

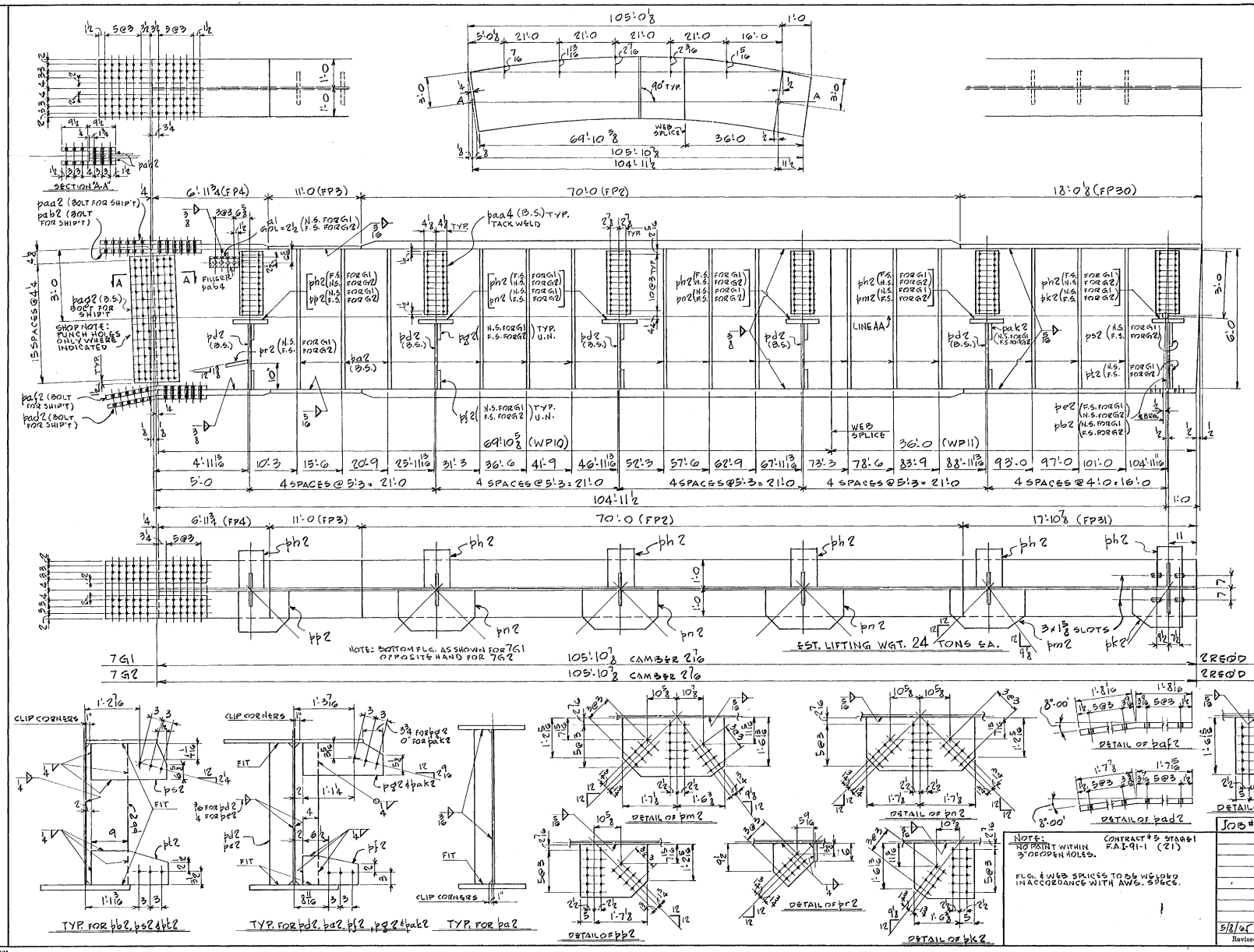

SHOP BILL

ITEM NO.	ASS'BLY MARK	NO.	SHAPE	SECTION	LENGTH FT.	LENGTH IN.	REMARKS	WEIGHT
1								
2		2	PL	GIRDER MK 7G1				
3		2	PL	GIRDER MK 7G2				
4								
5	FP2	8	PL	24 x 2 9/16	70	0	PAY AS PER CONTRACT PLANS	32638
6	FP3	8	PL	24 x 1 9/16	11	0		8676
7	FP4	8	PL	24 x 1 9/16	6	11 3/4		7243
8	FP30	4	PL	24 x 1 1/8	18	0 1/8		6729
9	FP31	4	PL	24 x 1 1/8	17	10 1/8		6329
10								
11								
12	WP10	4	PL	72 x 7/16	69	10 5/8	C.F. & 794 1/4	31816
13	WP11	4	PL	72 x 7/16	36	1	C.F. & 722 1/4	16130
14								
15								
16	paa2	4	PL	24 x 7/8	3	4		369
17	pab2	8	PL	10 x 7/8	3	4		509
18	pad2	4	PL	24 x 7/8	3	3 1/16	BENT	964
19	paf2	8	PL	10 x 7/8	3	4 1/2	BENT	811
20	pag2	8	PL	19 x 1/2	5	6 3/4		1446
21	pah2	8	PL	9 1/2 x 7/16	5	6 3/4		272
22								
23								
24	pa2	120	PL	6 x 3/8	6	0	F. & E.	5632
25	pb2	4	PL	11 x 5/8	2	10 1/2	F. & E.	277
26	pd2	40	PL	6 x 3/8	2	10 1/2	F. & E.	908
27	pe2	4	PL	11 x 5/8	2	10 1/2	F. & E.	277
28	pf2	20	PL	7 x 1/2	1	2		283
29	pg2	16	PL	8 x 1/2	1	8 3/4		398
30	ph2	84	PL	10 x 5/8	1	6 1/2		823
31	pk2	4	PL	22 5/8 x 5/8	1	11 3/8		392
32	pm2	4	PL	22 5/8 x 5/8	3	1/2		613
33	pn2	12	PL	14 x 5/8	3	2 1/4		1576
34	pp2	4	PL	14 x 5/8	2	0 1/2		331
35	pr2	4	PL	14 x 5/8	1	2 1/2		150
36	ps2	4	PL	9 1/2 x 1/2	1	10		121
37	pt2	4	PL	9 1/2 x 1/2	1	6 1/2		102
38	pak2	4	PL	8 x 1/2	1	8 3/4		96
39								
40	a1	4	L	4 x 4 x 1/2	1	0		51
41	pab4	4	PL	9 x 3/16	1	0		11
42	paa4	48	PL	8 4 x 3/16	2	9		719
43								
44								
45				SHOP BOLTS				
46		16	7/8	H.S. BOLT	0	2 1/2		
47		72	7/8	H.S. BOLT	0	2 1/2	ASTM A-325	56
48		88	7/8	HEX NUT				
49		88	7/8	HARDENED WASHER				
50		LOT		TC	628	0		155
51				FIELD SPLICE BOLTS				
52		240	7/8	H.S. BOLT	0	3 1/4		
53		576	7/8	H.S. BOLT	0	4 1/2	ASTM A-325	521
54		816	7/8	HEX NUT				
55		816	7/8	HARDENED WASHER				
56				1/4	144	5		23
57				3/16	1718	9		155
58				3/8	1271	8		442
59	ALL MATL			TO BE ASTM A-36 & 62T U.N.				
60								195330

NOTE: NO PAINT WITHIN 3" OF OPEN HOLES.

CONTRACT # S STAGE 1 F.A.I-91-1 (21)

FLG. & WEB SPLICES TO BE WELDED IN ACCORDANCE WITH AWS. SPECS.

No. Prints	Issued to	For	Date
5 & 1	Shop USHD	Fab'n	5/16/05
		Info	5/16/05

JOB # 29485

5/8/05 Revised

THE STANDARD STRUCTURAL STEEL CO.
NEWINGTON 11, CONN.

Drawing No. 7 Made by MDR
Date 2-25-05 Checked by M.F.
Bolts 7/8" H.S. Open Holes 15/16" U.N.
Shop Paint See Specs. Field Conns.
Job I-91 over Vt. 44 & Mill Brook
Address Weathersfield-Windsor-Hartland, Vt.

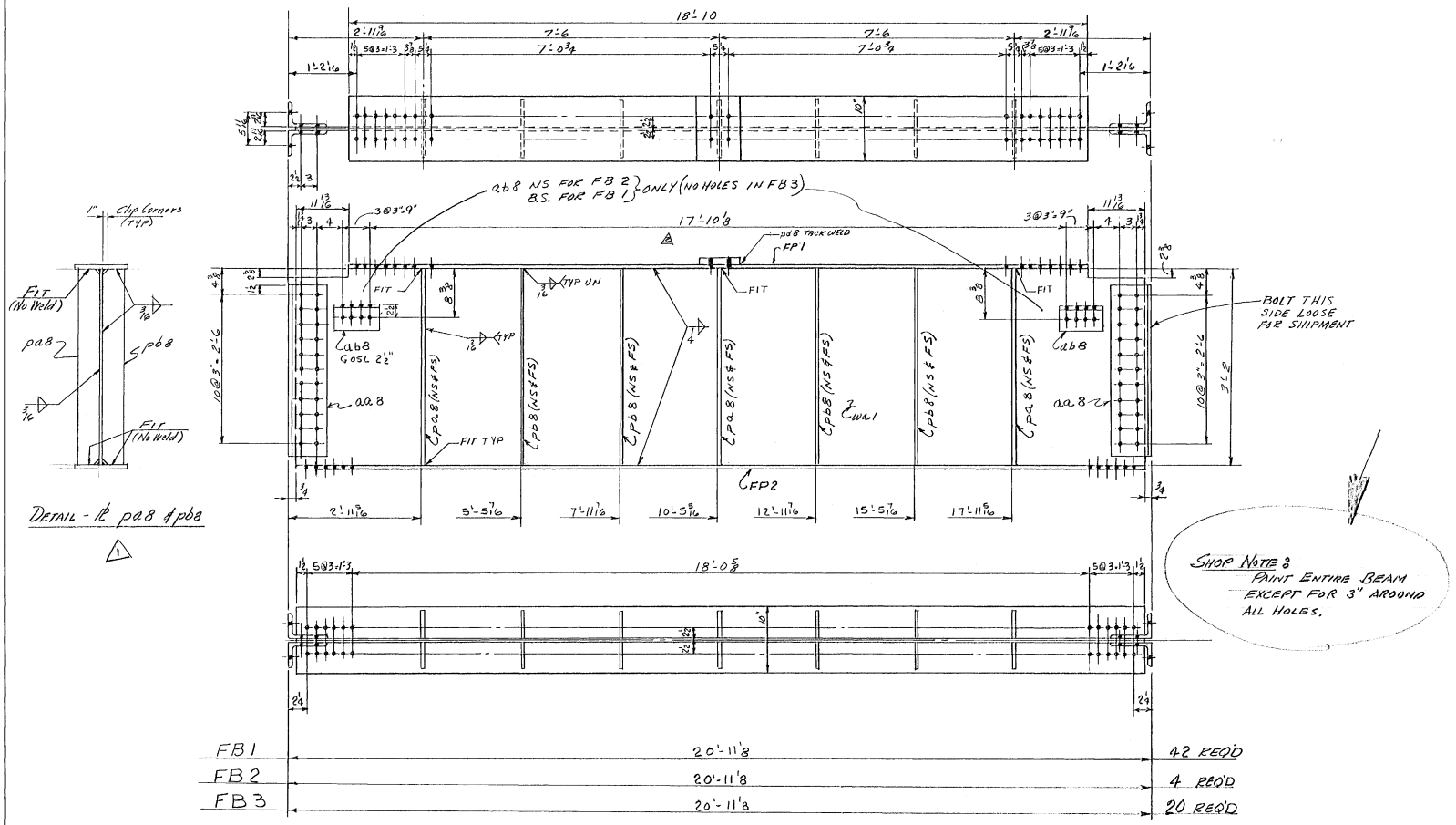

EST. LIFTING WEIGHT 1 1/2 TONS EA.

SHOP BILL

LINE	ASS'BLY MARK	NO.	SHAPE	SECTION	LENGTH FT.	LENGTH IN.	REMARKS	WEIGHT
1	FB1	42		FLOOR BEAM				
2	FB2	4		do				
3	FB3	20		do				
4	wa1	66	1/2	38 x 5/16	20	9 5/8	CF39x21'-6	58815
5	FP1	66	1/2	10 x 5/8	18	10		27005
6	FP2	66	1/2	10 x 5/8	20	9 5/8		29828
7	aa8	264	L	7 x 4 x 1/2	2	9		12995
8	pa8	396	1/2	4 x 1/2	3	2	F2E	8698
9	pb8	528	1/2	4 x 1/4	3	2	F1E △	5855
10	ab8	176	L	4 x 4 x 1/2	1	0		2253
11	pd8	66	1/2	8 x 1 3/4		10		2664
12								
13								
14	SHOP BOLTS							
15		32	7/8 φ	x 2 HS BOLT				
16		1788	7/8 φ	x 2 1/2 HS BOLT				
17		1820	7/8 φ	WASHER			A325	1161
18		1820	7/8 φ	HEX NUT				
19								
20								
21								
22								
23								
24								
25	ALL MAT'L TO BE ASTM A36-62T UN							
26								
27								
28								
29								
30								
31								
32								
33	FIELD BOLTS							
34		1452	7/8 φ	HS BOLT		2 1/2		
35		3168	7/8 φ	HS BOLT		2 3/4		
36		528	7/8 φ	do		3		
37		2904	7/8 φ	do		3 1/4	A325	5306
38		264	7/8 φ	do		4		
39		8316	7/8 φ	HEX NUTS				
40		8316	7/8 φ	HARD WASHER				
41								
42	WELD							
43				3/16	5808	0		523
44				1/4	5231	10 1/2		837
45								
46								
47								
48								
49								
50								
51								
52								
53								
54								
55								
56								
57								
58								
59								
60								155340

PROJ #I-91-1(21) CONT #5

No. Prints	Issued to	For	Date
5	Shop	Rev.	6/21/65
5	Shop	Rev.	5/24/65
5	Shop	Feb	5/12/65
4	VSHD	Appl	3/24/65

Revised
6/21/65 △
5/24/65
5/18/65

THE STANDARD STRUCTURAL STEEL CO.
NEWINGTON 11, CONN.

Drawing No. 29486-8 Made by ELA
Date 3-19-65 Checked by V.T. 3-23-64
Bolts 7/8 HS Open Holes 13/16 φ △
Shop Paint SEE SPECS Field Conns. BOLTED
Job I-91 OVER RTE 44 & MILL BROOK
Address WEATHERSFIELD, WINDSOR, HARTLAND, VT.

JOSEPH HERRIOT & CO. 10-8193 N.Y.

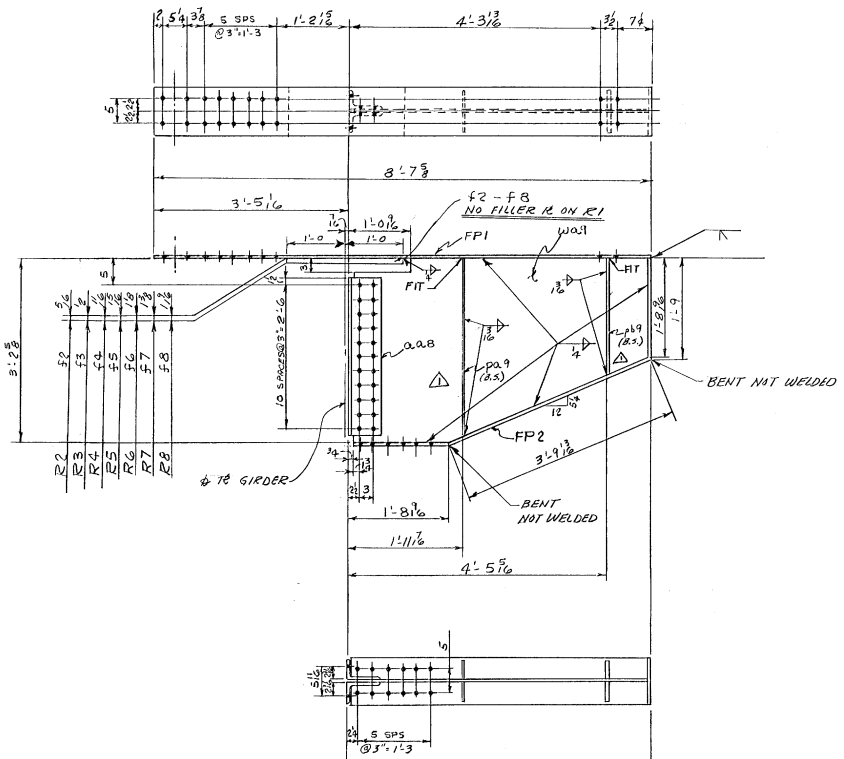

R1	5'-2 9/16	4 REQ'D
R2	5'-2 9/16	8 "
R3	5'-2 9/16	24 "
R4	5'-2 9/16	8 "
R5	5'-2 9/16	32 "
R6	5'-2 9/16	24 "
R7	5'-2 9/16	16 "
R8	5'-2 9/16	16 "

EST. LIFTING WEIGHT 1/2 TON EA.

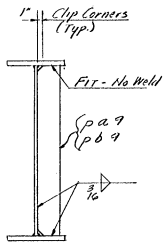

DETAIL - t pa9 t pb9

SHOP NOTE 8 PAINT ENTIRE OUTRIGGER EXCEPT FOR 3" AROUND ALL HOLES

SHOP BILL

MK	ASS'BLY MARK	NO.	SHAPE	SECTION	LENGTH FT.	LENGTH IN.	REMARKS	WEIGHT
1	R1	4		OUTRIGGERS				
2	R2	8		"				
3	R3	24		"				
4	R4	8		"				
5	R5	32		"				
6	R6	24		"				
7	R7	16		"				
8	R8	16		"				
9	W49	132	PL	38 5/8 x 1/16	5	1 3/32		28383
10	FP1	132	PL	10 x 5/8	8	7 3/8		24765
11	FP2	132	PL	10 x 3/8	7	3		20791
12	aa8	264	L	7 x 4 x 1/2	2	9		12995
13	pa9	264	PL	4 x 1/4	3	1 3/8	FIE	2830
14	pb9	264	PL	4 x 2	2	0 3/8	FIE	3720
15	f2	8	PL	10 x 3/16	2	0		114
16	f3	24	PL	10 x 5/8	2	0		832
17	f4	8	PL	10 x 1/16	2	0		372
18	f5	32	PL	10 x 1/16	2	0		2077
19	f6	24	PL	10 x 1/8	2	0		1868
20	f7	16	PL	10 x 1 3/8	2	0		1524
21	f8	16	PL	10 x 1 1/8	2	0		1729
22								
23								
24								
25				SHOP BOLTS				
26		2964	7/8	H.S. BOLT	2	2	A325	1853
27		2904	7/8	WASHER				
28		2964	7/8	HEX NUT				
29								
30								
31								
32				FIELD BOLTS				
33		2112	7/8	H.S. BOLT	2	3/4	A325	1347
34		2112	7/8	HEX NUT				
35		2112	7/8	HARD WASHER				
36								
37								
38				(WELD)				
39				3/16	2816	0		252
40				1/4	3195	92		511
41				5/16 SHEET	110	0		55
42								
43								
44								
45								
46								
47								
48								
49								
50								
51								
52								
53								
54								
55								
56								
57								
58								
59								
60								106057

PROJ. I-91-1(21) CONT. 5

No. Prints	Issued to	For	Date
5	SHOP	REV.	7/29/65
5	SHOP	REV.	7/29/65
5	SHOP	FAB	5/19/65
2	V.S.H.D.	APPR.	5/19/65

THE STANDARD STRUCTURAL STEEL CO.
NEWINGTON 11, CONN.

Drawing No. 29486-9 Made by ELP
Date 3-18-65 Checked by N.T. 3-23-65
Bolts 7/8 HS Open Holes 13/16 ø
Shop Paint SEE SPECS Field Conns. BOLTED
Job I-91 OVER RTE 44 & MILL BROOK
Address WESTWARD FIELD, WINDSOR, HARTFORD, VT.

5/20/65 Revised
7/8/65 Revised

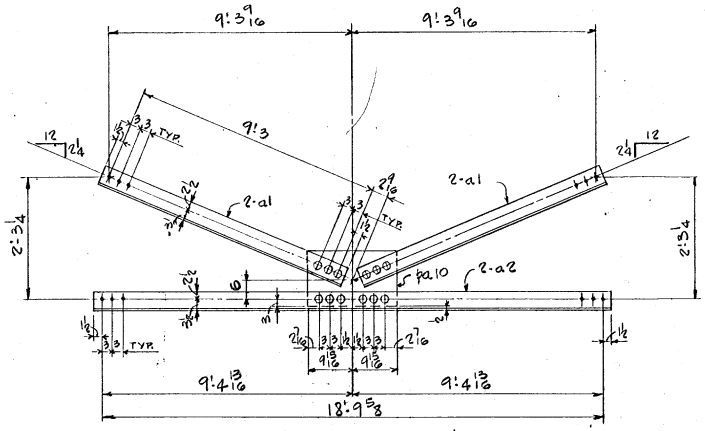

4 FRAMES MK-VB1

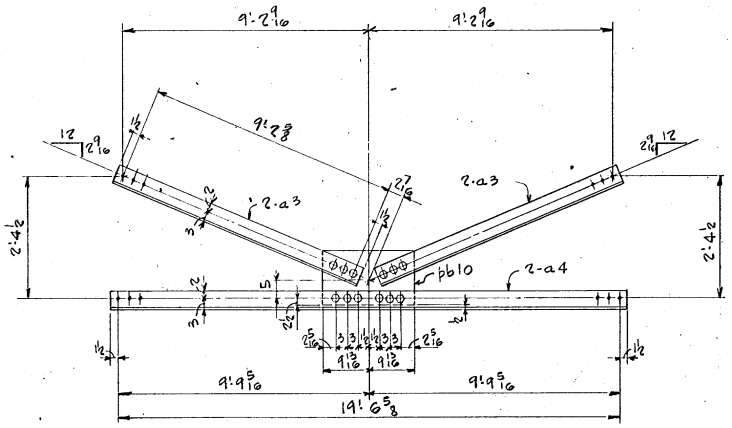

20 FRAMES MK-VB2

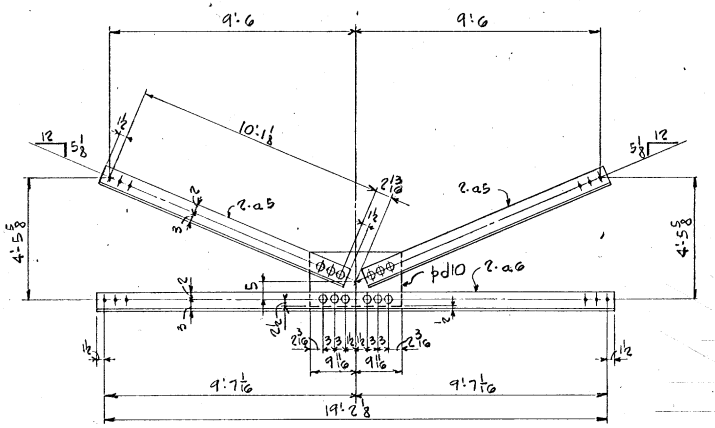

4 FRAMES MK-VB3

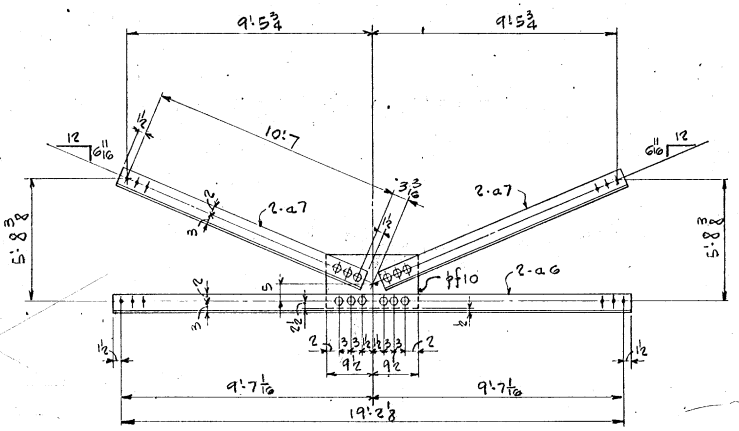

4 FRAMES MK-VB4

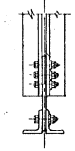

TYPICAL CROSS-SECTION

SHOP BILL

LINE	ASS'BLY MARK	NO.	SHAPE	SECTION	LENGTH FT.	LENGTH IN.	REMARKS	WEIGHT
1								
2								
3			4	FRAME	MK	VB1		
4	a1	16	L	6×4×7/8	9	6		1560
5	a2	8	L	6×4×9/16	19	0 5/8		1510
6	pa10	4	PL	13/2×1/2	1	9 7/8		155
7								
8								
9								
10								
11			20	FRAME	MK	VB2		
12	a3	80	L	5×3×1/4	9	5 5/8		5100
13	a4	40	L	5×3×1/4	19	9 5/8		5228
14	pb10	20	PL	11/2×1/2	1	7 5/8		654
15								
16								
17								
18								
19			4	FRAME	MK	VB3		
20	a5	16	L	5×3×1/4	10	4 1/2		1032
21	a6	8	L	5×3×1/4	19	5 1/8		1026
22	pd10	4	PL	13/2×1/2	1	7 3/8		152
23								
24								
25								
26								
27			4	FRAME	MK	VB4		
28	a7	16	L	5×3×1/4	10	10		1144
29	a6	8	L	5×3×1/4	19	5 1/2		1026
30	pf10	4	PL	15 × 1/2	1	7		165
31								
32								
33								
34								
35								
36				SHOP BOLTS				
37		48	7/8	H.S. BOLT	0	2 3/4		
38		336	7/8	H.S. BOLT	0	2 1/2		
39		324	7/8	HEX NUT			ASTM-A-325	245
40		324	7/8	HARDENED WASHER				
41								
42								
43								
44				FIELD BOLTS				
45		48	7/8	H.S. BOLT	0	2 3/4		
46		336	7/8	H.S. BOLT	0	2 1/2		
47		324	7/8	HEX NUT			ASTM-A-325	245
48		324	7/8	HARDENED WASHER				
49								
50								
51								
52								
53								
54	ALL	MAT'L	TO BE	ASTM-A36-62T U.N.				
55								
56								
57								
58								
59								
60								13268

No. Prints	Issued to	For	Date
5	SHOP DWGS	FAB	5/12/65
4	VSHD	ERECT	6/23/65

CONTRACT # 5 STAGE 1
F.A.I.-91-1 (21)

JOB # 29487

NOTES:
NO PAINT WITHIN 3" OF OPEN HOLES.

5/18/65
Revised

THE STANDARD STRUCTURAL STEEL CO.
NEWINGTON 11, CONN.

Drawing No. 10 Made by MDR
Date 3-25-65 Checked by MT
Bolts 7/8 H.S. Open Holes 13/16
Shop Paint SES Specs. Field Conns.
Job I-91 over Vt. 44 & Mill Brook
Address Weathersfield-Windsor-Hartland, Vt.

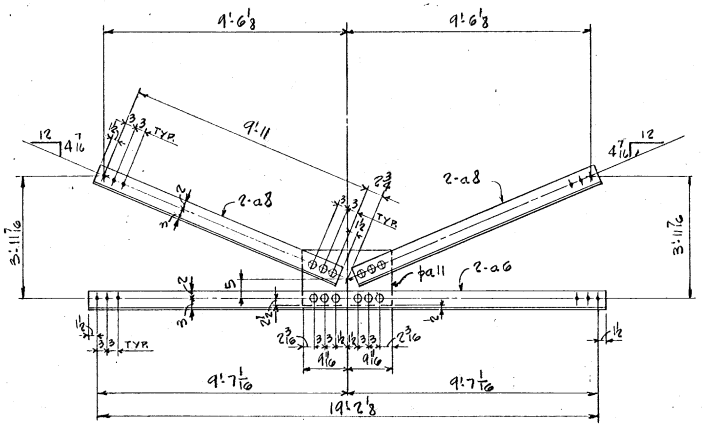

4 FRAMES MK-VB5

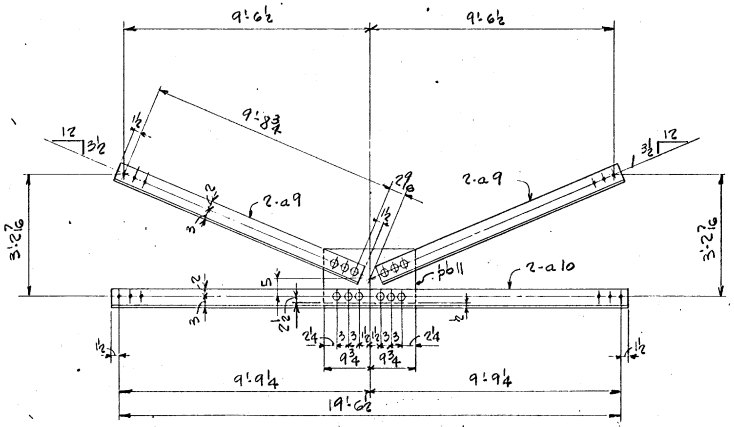

16 FRAMES MK-VB6

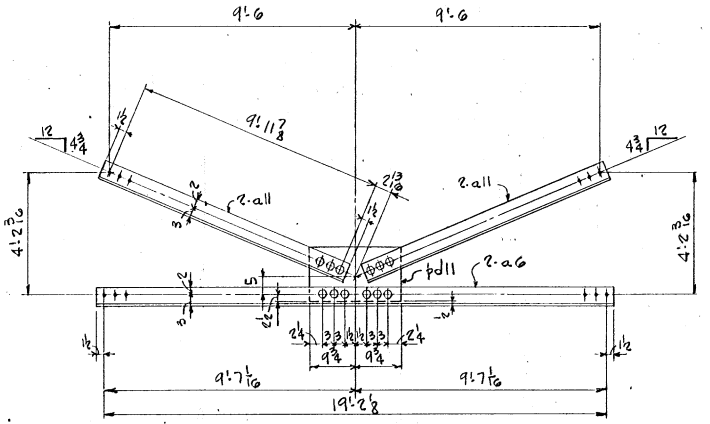

4 FRAMES MK-VB7

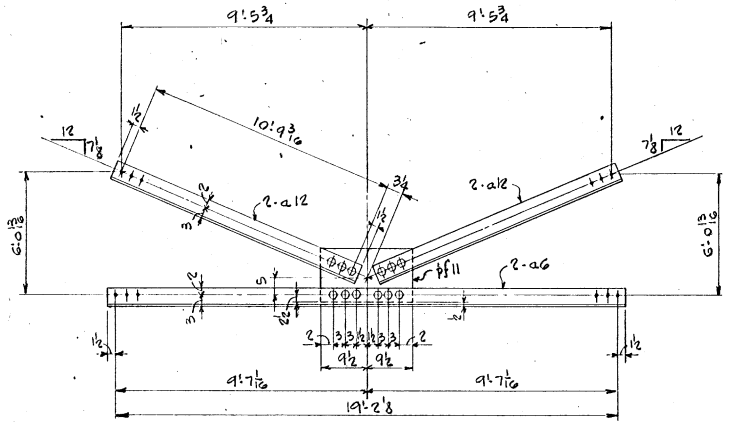

4 FRAMES MK-VB8

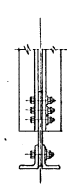

TYPICAL CROSS-SECTION

SHOP BILL

LINE	ASS'BLY MARK	NO.	SHAPE	SECTION	LENGTH FT.	LENGTH IN.	REMARKS	WEIGHT
1								
2								
3			4	FRAME	MK	VB5		
4	a 6	8	L	5×3×1/4	19	5 1/8		1026
5	a 8	16	L	5×3×1/4	10	2		1074
6	pa11	4	PL	13 5/16×1/2	1	7 3/8		147
7								
8								
9								
10								
11			16	FRAME	MK	VB6		
12	a 9	64	L	5×3×1/4	9	11 3/4		4215
13	a 10	32	L	5×3×1/4	19	9 1/2		4180
14	pb11	16	PL	12 3/8×1/2	1	7 1/2		559
15								
16								
17								
18								
19			4	FRAME	MK	VB7		
20	a 6	8	L	5×3×1/4	19	5 1/8		1026
21	a 11	16	L	5×3×1/4	10	2 7/8		1081
22	pd11	4	PL	13 5/16×1/2	1	7 1/2		152
23								
24								
25								
26								
27			4	FRAME	MK	VB8		
28	a 6	8	L	5×3×1/4	19	5 1/8		1026
29	a 12	16	L	5×3×1/4	11	0 3/16		1163
30	pf11	4	PL	PL 16×1/2	1	7		176
31								
32								
33								
34								
35								
36								
37				SHOP BOLTS				
38		336	7/8φ	H.S. BOLT	0	2 1/2	ASTM-A-325	214
39		336	7/8φ	HEX NUT				
40		336	7/8φ	HARDENED WASHER				
41								
42								
43								
44								
45				FIELD ERECTION BOLTS				
46		336	7/8φ	H.S. BOLT	0	2 1/2	ASTM-A-325	214
47		336	7/8φ	HEX NUT				
48		336	7/8φ	HARDENED WASHER				
49								
50								
51								
52								
53								
54	ALL	MAT'L		TO BE	ASTM-A	36-62T	U.N.	
55								
56								
57								
58								
59								
60								16253

No. Prints	Issued to	For	Date
5	Shop	Eak	5/12/65
4	VSHD	Appl	1/20/65

CONTRACT # 5 STAGE 1
F.A. I-91-1 (21)

NOTE: 1
NO PAINT WITHIN 3" OF OPEN HOLES.

JOB # 29487

Revised

THE STANDARD STRUCTURAL STEEL CO.
NEWINGTON 11, CONN.

Drawing No. 11 Made by MDR
Date 3-25-1965 Checked by N.J.
Bolts 7/8φ H.S. Open Holes 15/16φ
Shop Paint SEE SPECS. Field Conns.
Job I-91 OVER VT. 44 & MILL BROOK
Address WEATHERSFIELD-WINDSOR-HARTLAND, VT.

JOSEPH MERRITT & CO. 10-8-53 N.Y.B.

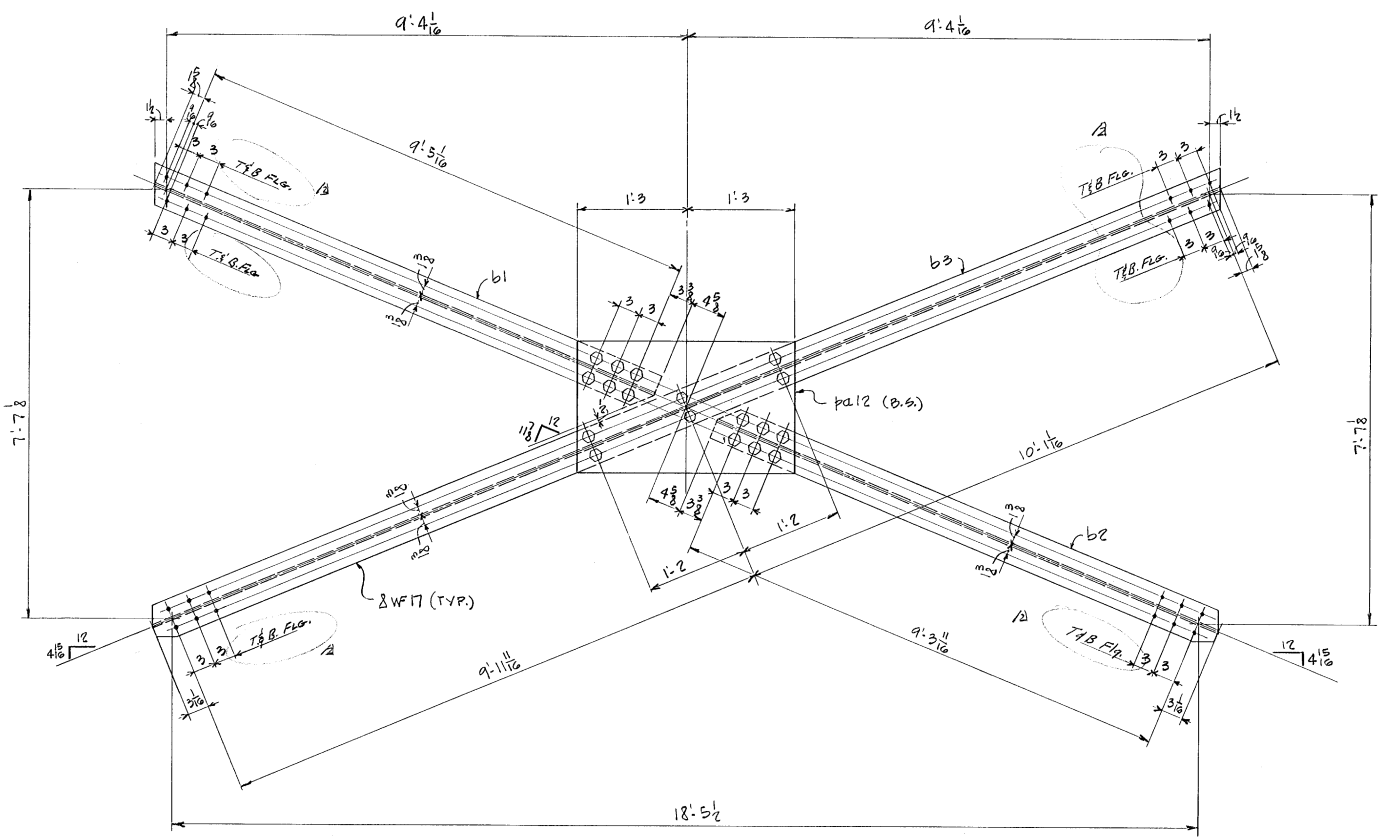

2 FRAMES - MK VB9

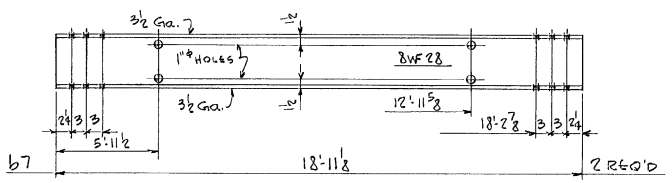

SHOP BILL

LINE	ASS'BLY MARK	NO.	SHAPE	SECTION	LENGTH FT.	LENGTH IN.	REMARKS	WEIGHT
1								
2								
3			2	FRAMES	MK	VB9		
4	b1	2	WF	8×17	9	11 1/8		338
5	b2	2	WF	8×17	9	10 1/8		335
6	b3	2	WF	8×17	20	6 1/2		698
7	pa12	4	PL	18×5/8	2	6		391
8								
9								
10								
11								
12								
13								
14								
15								
16								
17			2	BEAMS	MK	b7		
18		2	WF	8×28	18	11 1/8		1060
19								
20								
21								
22								
23								
24								
25								
26								
27								
28								
29								
30				SHOP BOLTS				
31		72	7/8ϕ	H.S. BOLT	0	2 1/4	ASTM-A-325	46
32		72	7/8ϕ	HEX NUT				
33		72	7/8ϕ	HARDENED WASHER				
34								
35								
36				FIELD BOLTS				
37		144	7/8ϕ	H.S. BOLT	0	2 1/4	ASTM-A-325	92
38		144	7/8ϕ	HEX NUT				
39		144	7/8ϕ	HARDENED WASHER				
40								
41								
42								
43								
44	ALL MAT'L TO BE ASTM A-36-62T U.N.							
45								
46								
47								
48								
49								
50								
51								
52								
53								
54								
55								
56								
57								
58								
59								
60								2960

No. Prints	Issued to	For	Date
5	Shop	Fig	8/13/65
5	Shop	Fgb	5/18/65
4	VSHD	Appl	8/24/65

CONTRACT #5 STAGE 1
FA.I-95-1 (21)

JOB # 29487

NOTE:
NO PAINT WITHIN 3" OF 15/16ϕ OPEN HOLES.

THE STANDARD STRUCTURAL STEEL CO.
NEWINGTON 11, CONN.

Drawing No. 12 Made by MDR
Date 3.23.1965 Checked by W.T.
Bolts 7/8ϕ H.S. Open Holes 15/16ϕ U.N.
Shop Paint SEE SPECS. Field Conns.
Job I-91 OVER VT. 44 & MILL BROOK
Address WEATHERSFIELD-WINDSOR-HARTLAND, VT.

Revised	
3	8/13/65
4	5/18/65

JOSEPH MERRITT & CO. 10-8199 N.Y.S.

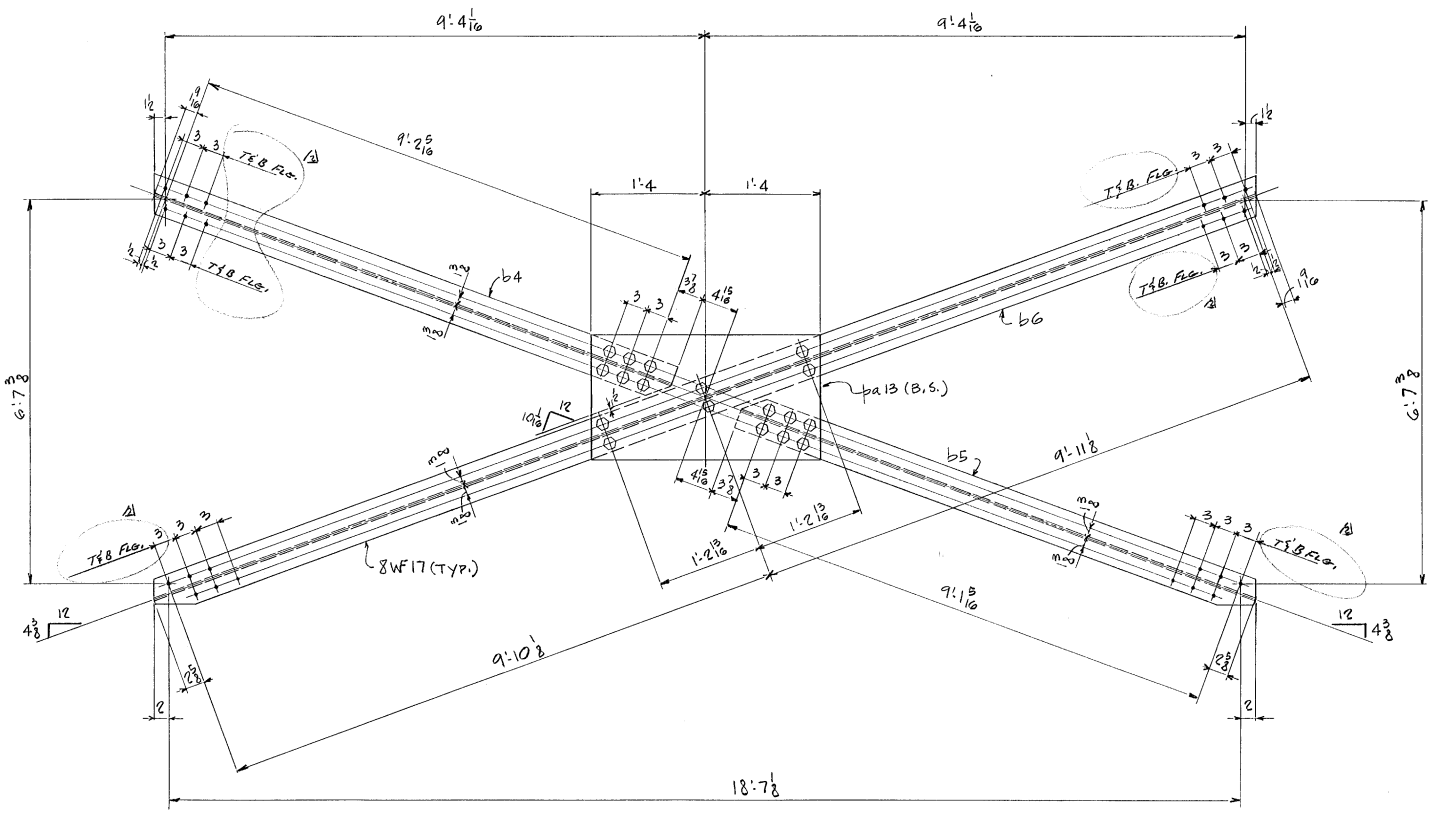

4 FRAMES-MK VB10

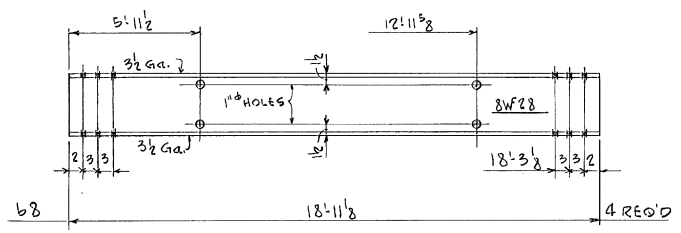

SHOP BILL

LINE	ASS'BLY MARK	NO.	SHAPE	SECTION	LENGTH FT.	LENGTH IN.	REMARKS	WEIGHT
1								
2								
3								
4			4	FRAMES MK VB10				
5	b4	4	WF	8×17	9	8 1/16		661
6	b5	4	WF	8×17	9	7 13/16		658
7	b6	4	WF	8×17	20	2 3/8		373
8	pa13	8	PL	17 1/4 × 5/8	2	8		793
9								
10								
11								
12								
13								
14								
15								
16								
17								
18			4	BEAMS MK b8				
19		4	WF	18×28	18	11 1/8		2121
20								
21								
22								
23								
24								
25								
26								
27								
28								
29								
30								
31								
32								
33								
34								
35								
36				SHOP BOLTS				
37		144	7/8	H.S. BOLTS	0	2 1/4	A-325	92
38		144	7/8	HEX NUTS				
39		144	7/8	HARDENED WASH'S				
40								
41								
42								
43				FIELD BOLTS				
44		288	7/8	H.S. BOLTS	0	2 1/4	A-325	184
45		288	7/8	HEX NUTS				
46		288	7/8	HARDENED WASH'S				
47								
48								
49								
50								
51	ALL MAT'L TO BE A STM A-36-62T U.N.							
52								
53								
54								
55								
56								
57								
58								
59								
60								5774

CONTRACT #5 STAGE 1
F.A. 191-1 (21)

JOB # 29487

No. Prints	Issued to	For	Date
5	Shop	Fab	8/13/65
5	Shop	Fab	5/11/65
1	V.S.H.D.	Info	3/26/65

NOTE:
NO PAINT WITHIN 3" OF 1 1/8 ϕ OPEN HOLES

8/13/65 Revised
5/3/65 Revised

THE STANDARD STRUCTURAL STEEL CO.
NEWINGTON 11, CONN.

Drawing No. 13 Made by MDR
Date 3.23.1965 Checked by H.T.
Bolts 7/8 ϕ H.S. Open Holes 1 1/8 ϕ U.N.
Shop Paint See Specs. Field Conns.
Job 191 over Vt. 44 & Mill Brook
Address Weathersfield-Windsor-Hartland, Vermont

JOSEPH MERRITT & CO. 10 0155 N.Y.C.

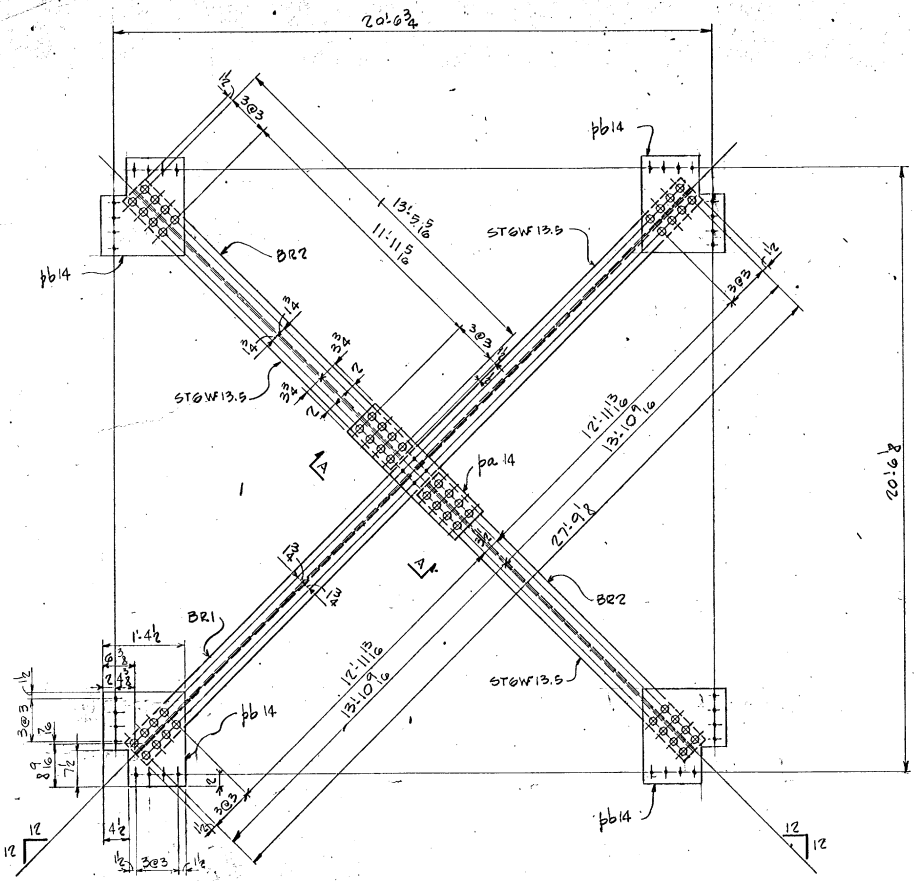

32 FRAMES - MK WB1

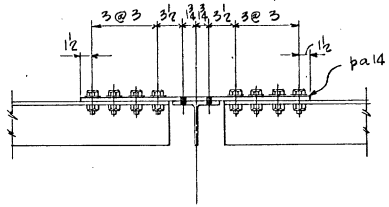

SECTION "A-A"

SHOP BILL

LINE	ASS'BLY MARK	NO.	SHAPE	SECTION	LENGTH FT.	LENGTH IN.	REMARKS	WEIGHT
1								
2								
3			32	FRAME	MK	WB1		
4	BR1	32	ST	GWF13.5	28	0⅛		12100
5	BR2	64	ST	GWF13.5	13	8 5/16		11830
6	pa14	32	PL	7½×⅝	2	7½		1362
7	pb14	128	PL	16½×½	1	7½		5962
8								
9								
10								
11								
12								
13								
14								
15								
16								
17								
18								
19				SHOP BOLTS				
20	½ PL	1024	⅞φ	H.S. BOLT	0	2¼	A-325	980
21	½ PL	512	⅞φ	H.S. BOLT	0	2½		
22		1536	⅞φ	HEX NUT				
23		1536	⅞φ	HARDENED WASHER				
24								
25								
26								
27								
28								
29				FIELD BOLTS				
30		1152	⅞φ	H.S. BOLT	0	2½	A-325	735
31		1152	⅞φ	HEX NUT				
32		1152	⅞φ	HARDENED WASHER				
33								
34								
35								
36								
37								
38								
39								
40	ALL MAT'L TO BE ASTM A-36-62T U.N.							
41								
42								
43								
44								
45								
46								
47								
48								
49								
50								
51								
52								
53								
54								
55								
56								
57								
58								
59								
60								32969

No. Prints	Issued to	For	Date
5	Shop	Fab	5/12/65
4	VSHD	Appl	6/9/65

CONTRACT #5 STAGE 1
F.A. I-91-1 (21)

JOB # 29487

NOTE:
NO PAINT WITHIN 3" OF OPEN HOLES.

Revised

THE STANDARD STRUCTURAL STEEL CO.
NEWINGTON 11, CONN.

Drawing No. 14 Made by MDR
Date 3.31.1965 Checked by N.T.
Bolts ⅞φ H.S. Open Holes 15/16φ
Shop Paint Field Conns.
Job I-91 OVER VT. 44 & MILL BROOK
Address WEATHERSFIELD, WINDSOR, HARTLAND - VT.

JOSEPH MERRITT & CO. 10-8158 N.Y.S.

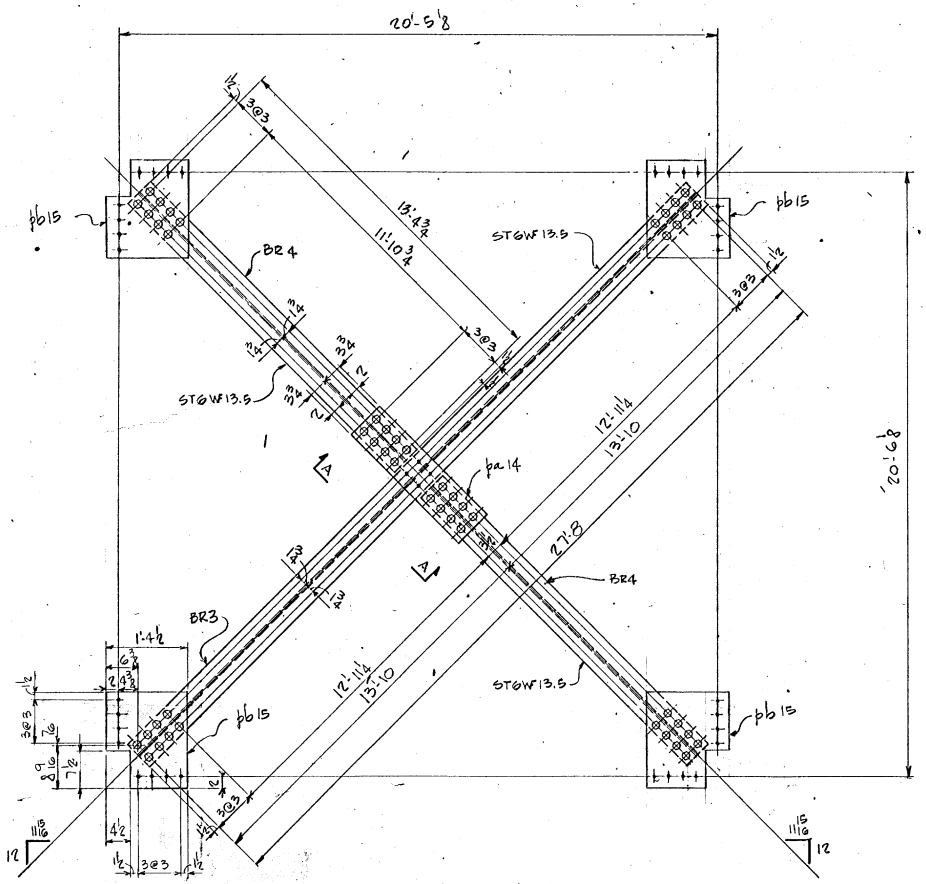

4 FRAMES - MK WB2

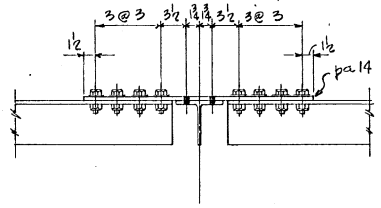

SECTION "A-A"

SHOP BILL

MK	ASS'BLY MARK	NO.	SHAPE	SECTION	LENGTH FT.	LENGTH IN.	REMARKS	WEIGHT
1								
2								
3		4		FRAME MK WB2				
4	BR3	4	ST	GWF13.5	27	11		1508
5	BR4	8	ST	GWF13.5	13	7¾		1474
6	pa14	4	PL	7½x⅝	2	7½		170
7	pb15	16	PL	16½x½	1	7½		245
8								
9								
10								
11								
12								
13								
14								
15								
16								
17								
18								
19				SHOP BOLTS				
20	ST	128	⅞	H.S. BOLT	0	2¼		
21	PL	64	⅞	H.S. BOLT	0	2½	A-325	122
22		192	⅞	HEX NUT				
23		192	⅞	HARDENED WASHER				
24								
25								
26								
27								
28								
29				FIELD BOLTS				
30		144	⅞	H.S. BOLT	0	2½	A-325	92
31		144	⅞	HEX NUT				
32		144	⅞	HARDENED WASHER				
33								
34								
35								
36								
37								
38								
39								
40	ALL MAT'L TO BE ASTM A-36 GRT U.N.							
41								
42								
43								
44								
45								
46								
47								
48								
49								
50								
51								
52								
53								
54								
55								
56								
57								
58								
59								
60								1111

No.	Prints	Issued to	For	Date
5	3		Fab	6/16/65
4	3	USED	Appl	6/16/65

CONTRACT #5 STAGE I
F.A.I-91-1 (21)

JOB # 29487

NOTE:
NO PAINT WITHIN 3" OF OPEN HOLES.

Revised

THE STANDARD STRUCTURAL STEEL CO.
NEWINGTON 11, CONN.

Drawing No. 15 Made by MDR
Date 3.11.1965 Checked by N.T.
Bolts 7/8 ϕ H.S. Open Holes 15/8 ϕ
Shop Paint Field Conns.
Job I-91 OVER VT. 44 & MILL BROOK
Address HEATHERSFIELD, WINDSOR, HARTLAND - VT.

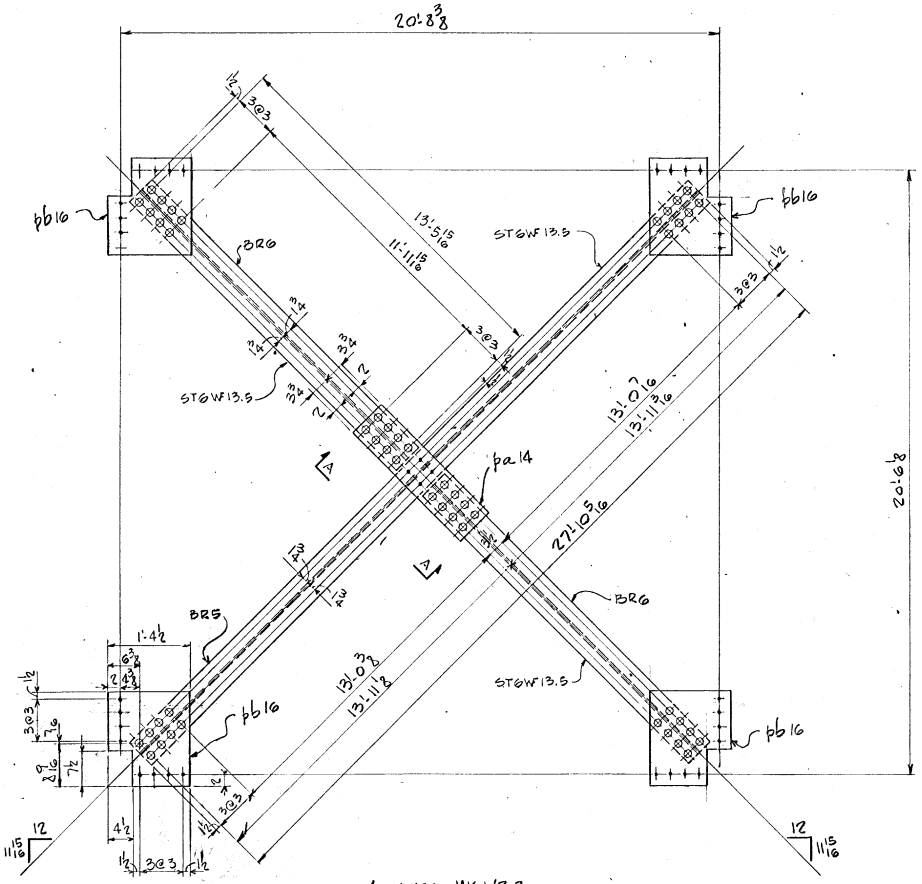

4 FRAMES - MK WB3

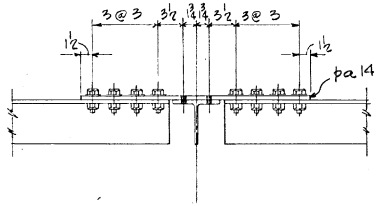

SECTION "A-A"

SHOP BILL

SEQ	ASS'BLY MARK	NO.	SHAPE	SECTION	LENGTH FT.	LENGTH IN.	REMARKS	WEIGHT
3			4	FRAME MK WB3				
4	BR5	4	ST	GWF13.5	28	1 9/16		1518
5	BR6	8	ST	GWF13.5	13	2 3/8		1484
6	pa14	4	PL	7/16 x 5 3/8	2	7 1/2		170
7	pb16	16	PL	16 1/2 x 1/2	1	7 1/2		745
19				SHOP BOLTS				
20		128	7/8"	H.S. BOLT	0	2 1/4	A-325	122
21		64	3/4"	H.S. BOLT	0	2 1/2		
22		192	3/4"	HEX NUT				
23		192	3/4"	HARDENED WASHER				
29				FIELD BOLTS				
30		144	3/4"	H.S. BOLT	0	2 1/2	A-325	92
31		144	3/4"	HEX NUT				
32		144	3/4"	HARDENED WASHER				
40	ALL MAT'L TO BE ASTM A-36 GRT U.N.							
60								4131

No. Prints	Issued to	For	Date
5	Shop	Fab	5/12/85
4	VSHD	Cons	6/19/85

CONTRACT #5 STAGE I
F.A.I-91-1 (21)

NOTE:
NO PAINT WITHIN 3"
OF OPEN HOLES

JOB # 29487

THE STANDARD STRUCTURAL STEEL CO.
NEWINGTON 11, CONN.

Drawing No. 10 Made by MDR
Date 3.31.1985 Checked by W.T.
Bolts 7/8 ϕ H.S. Open Holes 15/16 ϕ
Shop Paint Field Conns.
Job I-91 OVER Vt. 44 & MILL BROOK
Address WEATHERSFIELD. WINDSOR. HARTLAND. Vt.

Revised

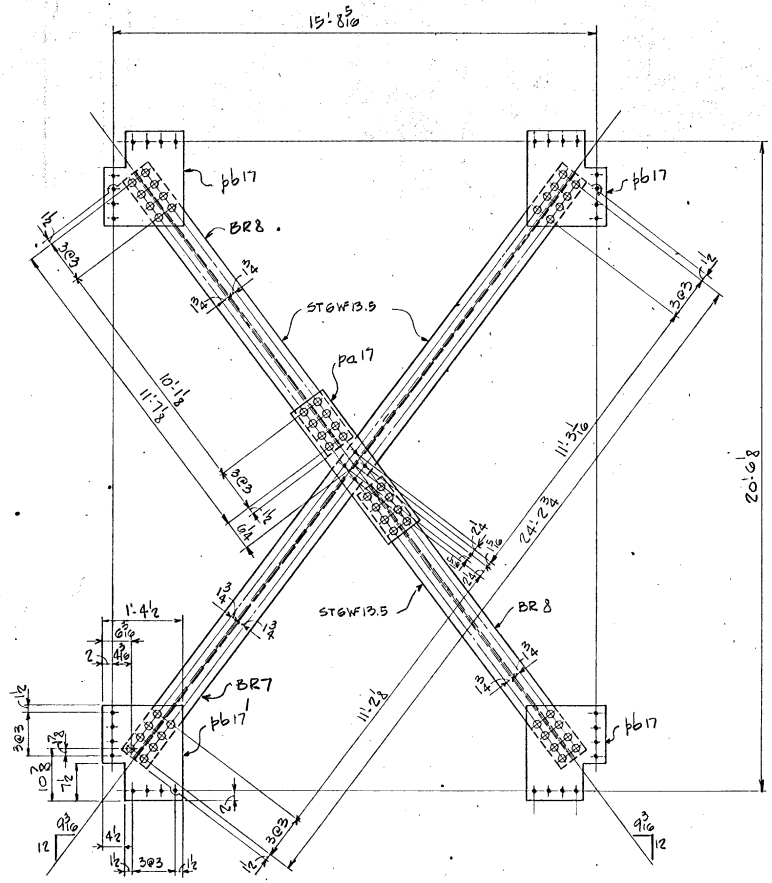

2 FRAMES MK WB4

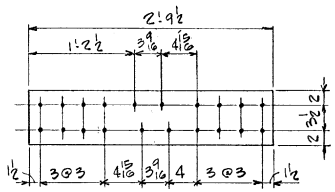

DETAIL OF pa17

SHOP BILL

LINE	ASS'BLY MARK	NO.	SHAPE	SECTION	LENGTH FT.	LENGTH IN.	REMARKS	WEIGHT
1								
2								
3			2	FRAMES	MK	WB4		
4	BR7	2	ST	6WF13.5	24	5 3/4		661
5	BR8	4	ST	6WF13.5	11	10 1/8		640
6	pa17	2	PL	7 1/2 x 5/8	2	9 1/2		91
7	pb17	8	PL	16 1/2 x 1/2	1	7 1/2		373
8								
9								
10								
11								
12								
13								
14								
15								
16								
17								
18								
19								
20								
21								
22								
23								
24								
25								
26				SHOP BOLTS				
27		64	7/8 φ	H.S. BOLTS	0	2 1/4		
28		32	7/8 φ	H.S. BOLTS	0	2 1/2	A-325	61
29		96	7/8 φ	HEX NUTS				
30		96	7/8 φ	HARDENED WASH'S				
31								
32								
33								
34				FIELD BOLTS				
35		72	7/8 φ	H.S. BOLTS	0	2 1/2		
36		72	7/8 φ	HEX NUTS			A-325	46
37		72	7/8 φ	HARDENED WASH'S				
38								
39								
40								
41								
42								
43	ALL MAT'L TO BE ASTM A-36-62T U.N.							
44								
45								
46								
47								
48								
49								
50								
51								
52								
53								
54								
55								
56								
57								
58								
59								
60								1872

No. Prints	Issued to	For	Date
5	Shop	Fab	5/17/65
4	VSHD	Appl	4/4/65

CONTRACT #5 STAGE 1
F.A.I-91-1 (21)

JOB # 29487

NOTE: NO PAINT WITHIN 3" OF OPEN HOLES.

4/30/65
Revised

THE STANDARD STRUCTURAL STEEL CO.
NEWINGTON 11, CONN.

Drawing No. 17 Made by MDR
Date 3.31.1965 Checked by W.T.
Bolts 7/8 φ Open Holes 15/16 φ
Shop Paint SEE SPECS. Field Conns.
Job I-91 OVER VT. 44 & MILL BROOK
Address WEATHERSFIELD-WINDSOR-HARTLAND, VT.

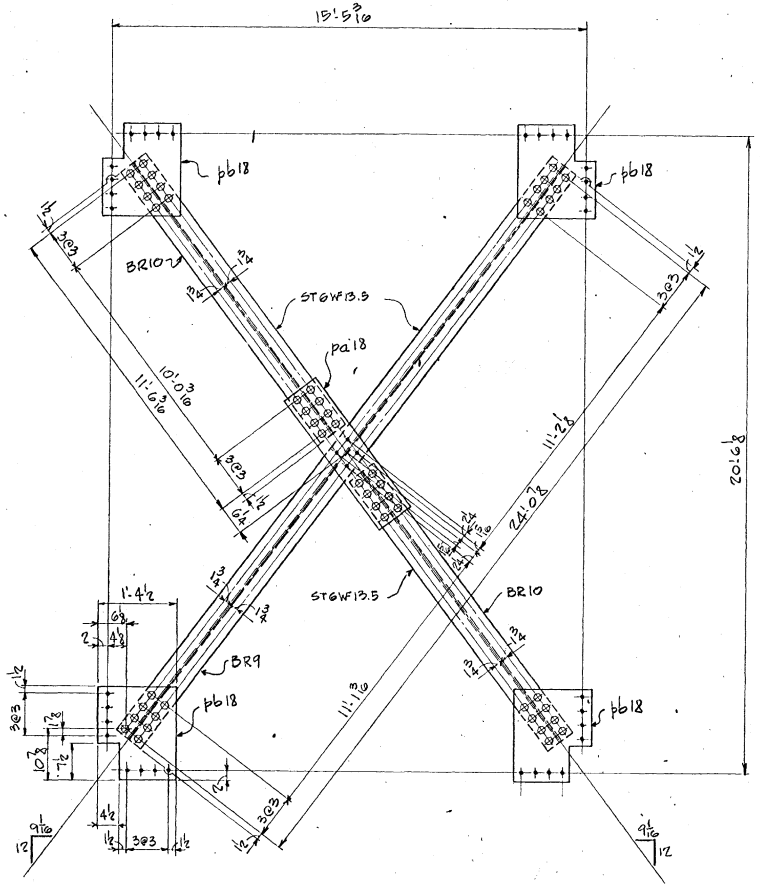

2 FRAMES · MK WB5

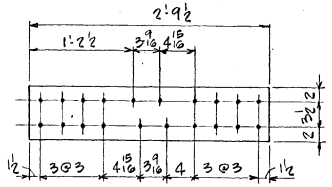

DETAIL OF pa18

SHOP BILL

LINE	ASSBLY MARK	NO.	SHAPE	SECTION	LENGTH FT.	LENGTH IN.	REMARKS	WEIGHT
1								
2								
3			2	FRAMES	MK	WB5		
4	BR9	2	ST	6WF13.5	24	3 7/8		657
5	BR10	4	ST	6WF13.5	11	9 3/16		635
6	pa18	2	PL	7 1/2 x 5/8	2	9 1/2		91
7	pb18	8	PL	16 1/2 x 1/2	1	7 1/2		373
8								
9								
10								
11								
12								
13								
14								
15								
16								
17								
18								
19								
20								
21								
22								
23								
24								
25								
26				SHOP BOLTS				
27		64	7/8 φ	H.S. BOLTS	0	2 1/4	A-325	61
28		32	7/8 φ	H.S. BOLTS	0	2 1/2		
29		96	7/8 φ	HEX NUTS				
30		96	7/8 φ	HARDENED WASH'S				
31								
32								
33								
34				FIELD BOLTS				
35		72	7/8 φ	H.S. BOLTS	0	2 1/2	A-325	46
36		72	7/8 φ	HEX NUTS				
37		72	7/8 φ	HARDENED WASH'S				
38								
39								
40								
41								
42								
43	ALL MAT'L TO BE ASTM A-36-62T U.N.							
44								
45								
46								
47								
48								
49								
50								
51								
52								
53								
54								
55								
56								
57								
58								
59								
60								1863

No. Prints	Issued to	For	Date
5	Shop	Eab	5/12/65
4	USHD	Appl	4/9/65

CONTRACT #5 STAGE 1
F.A.I-91-1 (21)

JOB # 29487

NOTE: NO PAINT WITHIN 3" OF OPEN HOLES.

4/30/65
Revised

THE STANDARD STRUCTURAL STEEL CO.
NEWINGTON 11, CONN.

Drawing No. 18 Made by MDR
Date 3 31 1965 Checked by W.T.
Bolts 7/8 φ Open Holes 15/16 φ
Shop Paint SEE SPECS. Field Conns.
Job I-91 OVER VT. 44 & MILL BROOK
Address WEATHERSFIELD-WINDSOR-HARTLAND, VT.

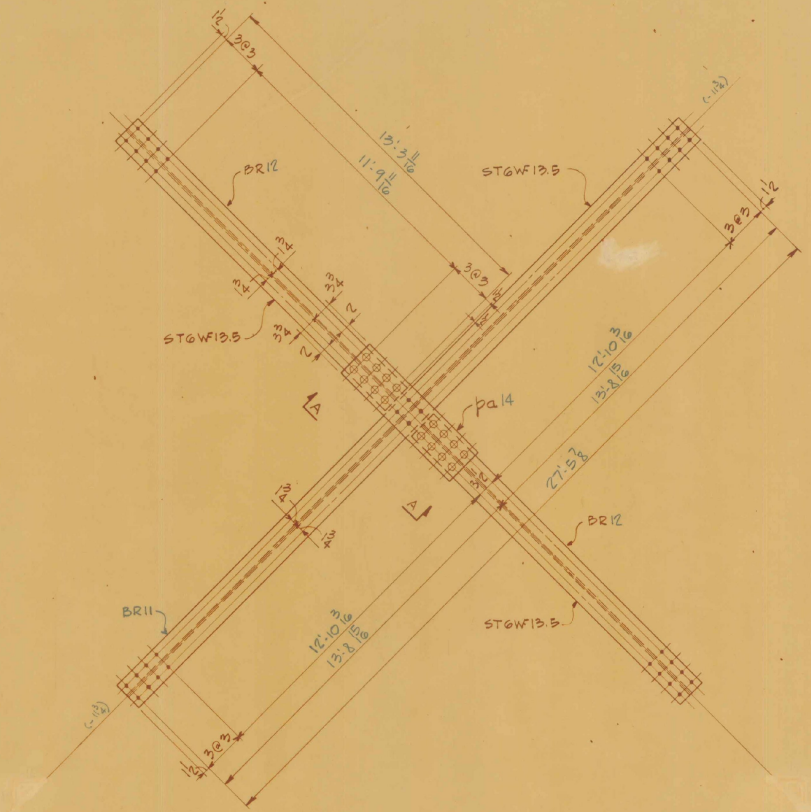

16 FRAMES - MK WB6

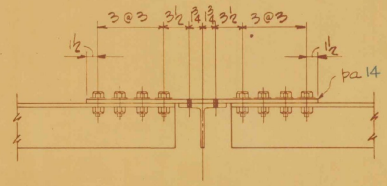

SECTION "A-A"

SHOP BILL

LINE	ASS'BLY MARK	NO.	SHAPE	SECTION	LENGTH FT.	LENGTH IN.	REMARKS	WEIGHT
1								
2								
3			16	FRAMES	MK	WB6		
4	BR11	16	ST	6WF13.5	27	8 7/8		5992
5	BR12	32	ST	6WF13.5	13	6 11/16		5857
6	pa14	16	PL	7 1/2 x 5/8	2	7 1/2		681
7								
8								
9								
10								
11								
12								
13								
14								
15								
16								
17								
18								
19								
20				SHOP BOLTS				
21		256	7/8φ	H.S. BOLTS	0	2 1/2		
22		256	7/8φ	HEX NUTS			A-325	163
23		256	7/8φ	HARDENED WASHER				
24								
25								
26								
27								
28				FIELD BOLTS				
29		576	7/8φ	H.S. BOLTS	0	2 1/2		
30		576	7/8φ	HEX NUTS			A-325	367
31		576	7/8φ	HARDENED WASHERS				
32								
33								
34								
35								
36								
37								
38								
39								
40								
41								
42	ALL MAT'L TO BE ASTM A-36-62T U.N.							
43								
44								
45								
46								
47								
48								
49								
50								
51								
52								
53								
54								
55								
56								
57								
58								
59								
60								13060

No. Prints	Issued to	For	Date
5	Shop	Fab	5/12/65
4	VSHD	Appl	4/19/65

CONTRACT #5 STAGE 1
F.A.I-91-1 (21)

JOB# 29487

NOTE:
NO PAINT WITHIN 3" OF OPEN HOLES.

Revised

THE STANDARD STRUCTURAL STEEL CO.
NEWINGTON 11, CONN.

Drawing No. 19 Made by MDR
Date April 5. 1965 Checked by W.T.
Bolts 7/8φ H.S. Open Holes 15/16φ
Shop Paint SEE SPECS. Field Conns.
Job I-91 OVER VT. 44 & MILL BROOK
Address WEATHERSFIELD-WINDSOR-HARTLAND-VT.

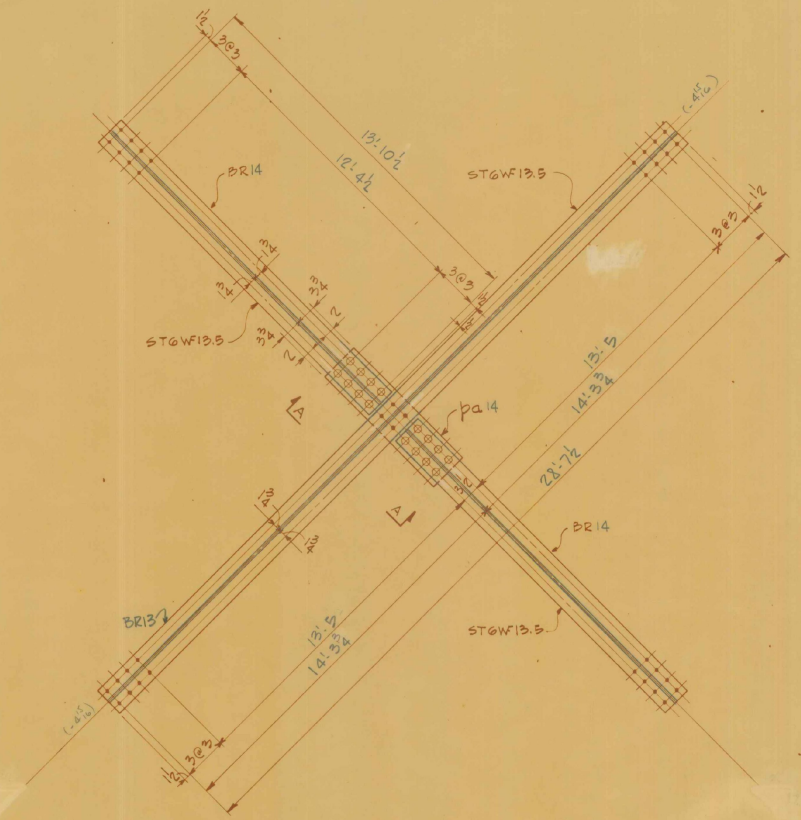

12 FRAMES - MK WB7

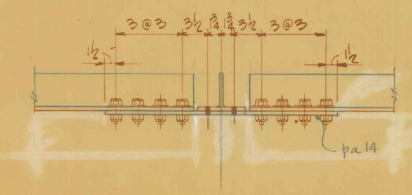

SECTION "A-A"

SHOP BILL

LINE	ASS'BLY MARK	NO.	SHAPE	SECTION	LENGTH FT.	LENGTH IN.	REMARKS	WEIGHT
1								
2								
3			12	FRAMES	MK	WB7		
4	BR13	12	ST	6WF13.5	28	10½		4678
5	BR14	24	ST	6WF13.5	14	1½		4577
6	pa14	12	PL	7½×⅝	2	7½		511
7								
8								
9								
10								
11								
12								
13								
14								
15								
16								
17								
18								
19								
20				SHOP BOLTS				
21		192	⅞φ	H.S. BOLTS	0	2½		
22		192	⅞φ	HEX NUTS			A-325	122
23		192	⅞φ	HARDENED WASHER				
24								
25								
26								
27								
28				FIELD BOLTS				
29		432	⅞φ	H.S. BOLTS	0	2½		
30		432	⅞φ	HEX NUTS			A-325	276
31		432	⅞φ	HARDENED WASHERS				
32								
33								
34								
35								
36								
37								
38	ALL MAT'L TO BE ASTM-A36-62T U.N.							
39								
40								
41								
42								
43								
44								
45								
46								
47								
48								
49								
50								
51								
52								
53								
54								
55								
56								
57								
58								
59								
60								10164

No. Prints	Issued to	For	Date
5	Shop	Fab	5/12/65
4	VSHD	Appl	4/14/65

CONTRACT #5 STAGE 1
F.A.I-91-1 (21)

JOB# 29487

NOTE:
NO PAINT WITHIN 3" OF OPEN HOLES.

4/30/65
Revised

THE STANDARD STRUCTURAL STEEL CO.
NEWINGTON 11, CONN.

Drawing No. 20 Made by MDR
Date April 5, 1965 Checked by W.T.
Bolts ⅞φ HS. Open Holes 15/16φ
Shop Paint SEE 5 PECS. Field Conns.
Job I-91 OVER VT. 44 & MILL BROOK
Address WEATHERSFIELD-WINDSOR-HARTLAND-VT.

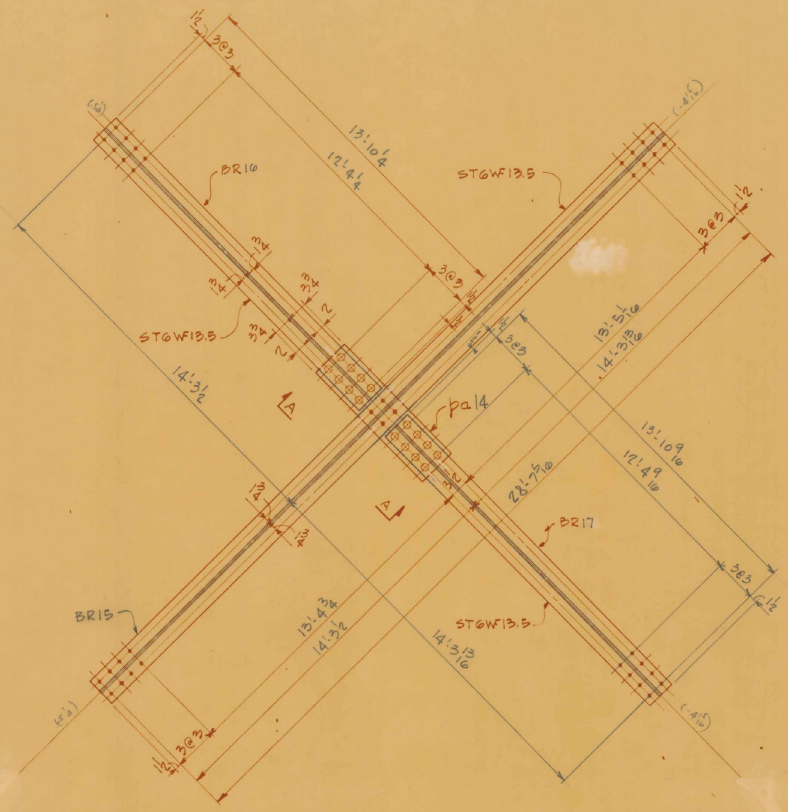

4 FRAMES - MK WB8

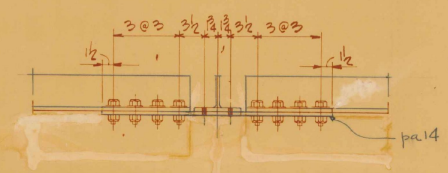

SECTION "A-A"

SHOP BILL

LINE	ASS'BLY MARK	NO.	SHAPE	SECTION	LENGTH FT.	LENGTH IN.	REMARKS	WEIGHT
1								
2								
3			4	FRAMES	MK	WB8		
4	BR15	4	ST	6WF13.5	28	10 5/16		1558
5	BR16	4	ST	6WF13.5	14	1 1/4		762
6	pa14	4	PL	7 1/2 x 5/8	2	7 1/2		170
7	BR17	4	ST	6WF13.5	14	1 9/16		763
8								
9								
10								
11								
12								
13								
14								
15								
16								
17								
18								
19								
20				SHOP BOLTS				
21		64	7/8φ	H.S. BOLTS	0	2 1/2	A-325	41
22		64	7/8φ	HEX NUTS				
23		64	7/8φ	HARDENED WASHER				
24								
25								
26								
27								
28				FIELD BOLTS				
29		144	7/8φ	H.S. BOLTS	0	2 1/2	A-325	92
30		144	7/8φ	HEX NUTS				
31		144	7/8φ	HARDENED WASHERS				
32								
33								
34								
35								
36								
37								
38	ALL MAT'L TO BE ASTM A-36-62T U.N.							
39								
40								
41								
42								
43								
44								
45								
46								
47								
48								
49								
50								
51								
52								
53								
54								
55								
56								
57								
58								
59								
60								3386

No. Prints	Issued to	For	Date
5	Shop	Fab	5/12/65
4	US HD	Appl	4/29/65

CONTRACT #5 STAGE 1
F.A. I-91-1 (21)

JOB# 29487

NOTE:
NO PAINT WITHIN 3" OF OPEN HOLES.

4/30/65
Revised

THE STANDARD STRUCTURAL STEEL CO.
NEWINGTON 11, CONN.

Drawing No. 21 Made by MDR
Date April 5. 1965 Checked by WT
Bolts 7/8φ H.S. Open Holes 15/16φ
Shop Paint SEE SPECS. Field Conns.
Job I-91 OVER VT. 44 & MILL BROOK
Address WEATHERSFIELD-WINDSOR-HARTLAND-VT.

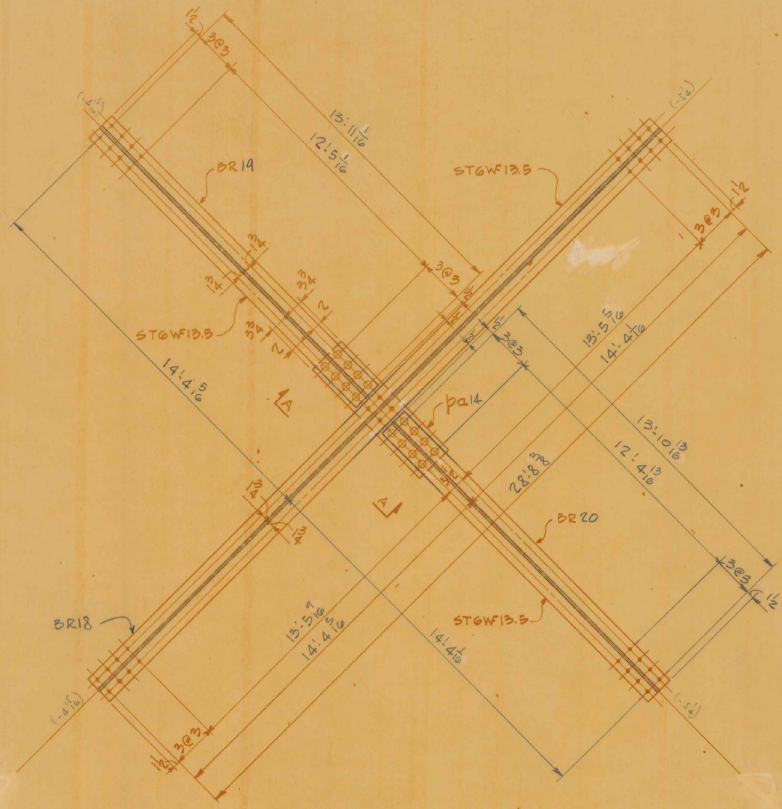

4 FRAMES - MK WB9

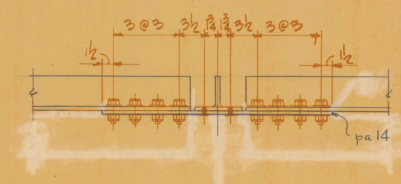

SECTION "A-A"

SHOP BILL

LINE	ASS'BLY MARK	NO.	SHAPE	SECTION	LENGTH FT.	LENGTH IN.	REMARKS	WEIGHT
1								
2								
3			4	FRAMES	MK	WB9		
4	BR18	4	ST	6WF13.5	28	11 3/8		1563
5	BR19	4	ST	6WF13.5	14	2 7/16		765
6	pa14	4	PL	7 1/2 x 5/8	2	7 1/2		170
7	BR20	4	ST	6WF13.5	14	1 13/16		764
8								
9								
10								
11								
12								
13								
14								
15								
16								
17								
18								
19								
20				SHOP BOLTS				
21		64	7/8φ	H.S. BOLTS	0	2 1/2		
22		64	7/8φ	HEX NUTS			A-325	41
23		64	7/8φ	HARDENED WASHER				
24								
25								
26								
27								
28				FIELD BOLTS				
29		144	7/8φ	H.S. BOLTS	0	2 1/2		
30		144	7/8φ	HEX NUTS			A-325	92
31		144	7/8φ	HARDENED WASHERS				
32								
33								
34								
35								
36								
37								
38								
39								
40								
41	ALL MAT'L TO BE ASTM A36-62T U.N.							
42								
43								
44								
45								
46								
47								
48								
49								
50								
51								
52								
53								
54								
55								
56								
57								
58								
59								
60								3395

No. Prints	Issued to	For	Date
5	Shop	Fab	5/22/65
4	VSHD	Appl	4/14/65

CONTRACT #5 STAGE 1
F.A.I-91-1 (21)

JOB# 29487

NOTE:
NO PAINT WITHIN 3" OF OPEN HOLES.

4/30/65
Revised

THE STANDARD STRUCTURAL STEEL CO.
NEWINGTON 11, CONN.

Drawing No. 22 Made by MDR
Date April 5. 1965 Checked by W.T.
Bolts 7/8φ H.S. Open Holes 15/16φ
Shop Paint SEE SPECS. Field Conns.
Job I-91 OVER VT. 44 & MILL BROOK
Address WEATHERSFIELD-WINDSOR-HARTLAND-VT.

JOSEPH MERRITT & CO. 10 5155
N. Y. S.

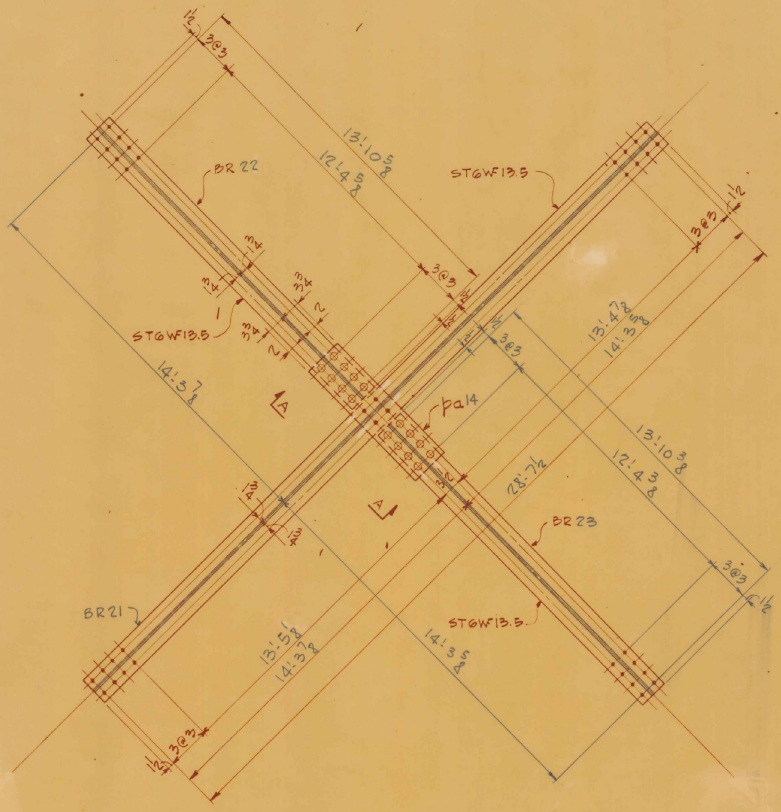

4 FRAMES - MK WB10

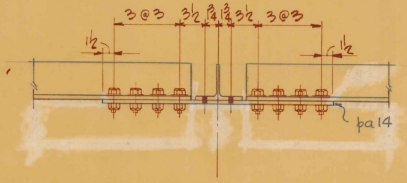

SECTION "A-A"

SHOP BILL

LINE	ASS'BLY MARK	NO.	SHAPE	SECTION	LENGTH FT.	LENGTH IN.	REMARKS	WEIGHT
1								
2								
3			4	FRAMES	MK	WB10		
4	BR21	4	ST	6WF13.5	28	10 1/2		1559
5	BR22	4	ST	6WF13.5	14	1 5/8		763
6	pa14	4	PL	7 1/2 x 5/8	2	7 1/2		170
7	BR23	4	ST	6WF13.5	14	1 3/8		762
8								
9								
10								
11								
12								
13								
14								
15								
16								
17								
18								
19								
20				SHOP BOLTS				
21		64	7/8 φ	H.S. BOLTS	0	2 1/2	A-325	41
22		64	7/8 φ	HEX NUTS				
23		64	7/8 φ	HARDENED WASHER				
24								
25								
26								
27								
28				FIELD BOLTS				
29		44	7/8 φ	H.S. BOLTS	0	2 1/2	A-325	92
30		144	7/8 φ	HEX NUTS				
31		144	7/8 φ	HARDENED WASHERS				
32								
33								
34								
35								
36								
37								
38								
39								
40								
41	ALL MAT'L TO BE ASTM A-36-62T U.N.							
42								
43								
44								
45								
46								
47								
48								
49								
50								
51								
52								
53								
54								
55								
56								
57								
58								
59								
60								3387

No. Prints	Issued to	For	Date
5	Shop	Fab	5/17/65
4	VSHD	Appl	9/4/65

CONTRACT #5 STAGE 1
F.A.I-91-1 (21)

JOB # 29487

NOTE:
NO PAINT WITHIN 3" OF OPEN HOLES.

4/30/65
Revised

THE STANDARD STRUCTURAL STEEL CO.
NEWINGTON 11, CONN.

Drawing No. 23 Made by MDR
Date April 6. 65 Checked by W.T.
Bolts 7/8 φ H.S. Open Holes 15/16 φ
Shop Paint See Specs. Field Conns.
Job I-91 OVER VT. 44 & MILL BROOK
Address WEATHERSFIELD-WINDSOR-HARTLAND-VT.

JOSEPH MERRITT & CO. 10 6156 N. Y. S.

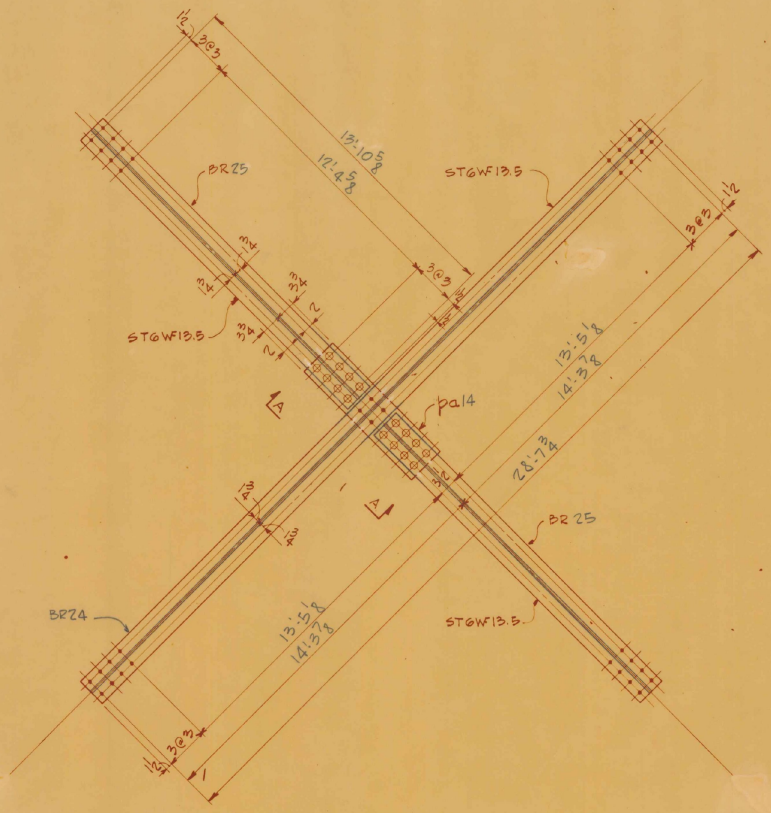

4 FRAMES - MK WB11

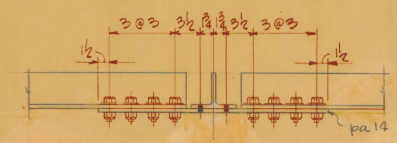

SECTION "A-A"

SHOP BILL

LINE	ASS'BLY MARK	NO.	SHAPE	SECTION	LENGTH FT.	LENGTH IN.	REMARKS	WEIGHT
1								
2								
3			4	FRAMES	MK	WB11		
4	BR24	4	ST	6WF13.5	28	10 3/4		1560
5	BR25	8	ST	6WF13.5	14	1 5/8		1527
6	pa14	4	PL	7 1/2 x 5/8	2	7 1/2		170
7								
8								
9								
10								
11								
12								
13								
14								
15								
16								
17								
18								
19								
20				SHOP BOLTS				
21		64	7/8φ	H.S. BOLTS	0	2 1/2		
22		64	7/8φ	HEX NUTS			A-325	41
23		64	7/8φ	HARDENED WASHER				
24								
25								
26								
27								
28				FIELD BOLTS				
29		144	7/8φ	H.S. BOLTS	0	2 1/2		
30		144	7/8φ	HEX NUTS			A-325	92
31		144	7/8φ	HARDENED WASHERS				
32								
33								
34								
35								
36								
37								
38								
39								
40								
41	ALL MAT'L TO BE ASTM A-36-62T U.N.							
42								
43								
44								
45								
46								
47								
48								
49								
50								
51								
52								
53								
54								
55								
56								
57								
58								
59								
60								3390

No. Prints	Issued to	For	Date
5	Shop	Fab.	5/12/65
0	VSHD	Appl	5/14/65

CONTRACT #5 STAGE 1
F.A.I-91-1 (21)

JOB # 29487

NOTE:
NO PAINT WITHIN 3" OF OPEN HOLES.

4/30/65
Revised

THE STANDARD STRUCTURAL STEEL CO.
NEWINGTON 11, CONN.

Drawing No. 24 Made by MDR
Date April 6. 65 Checked by W.T
Bolts 7/8φ H.S. Open Holes 15/16φ
Shop Paint See Specs. Field Conns.
Job I-91 OVER VT. 44 & MILL BROOK
Address WEATHERSFIELD-WINDSOR-HARTLAND-VT.

JOSEPH MERRITT & CO. 10 5155 N.Y.S.

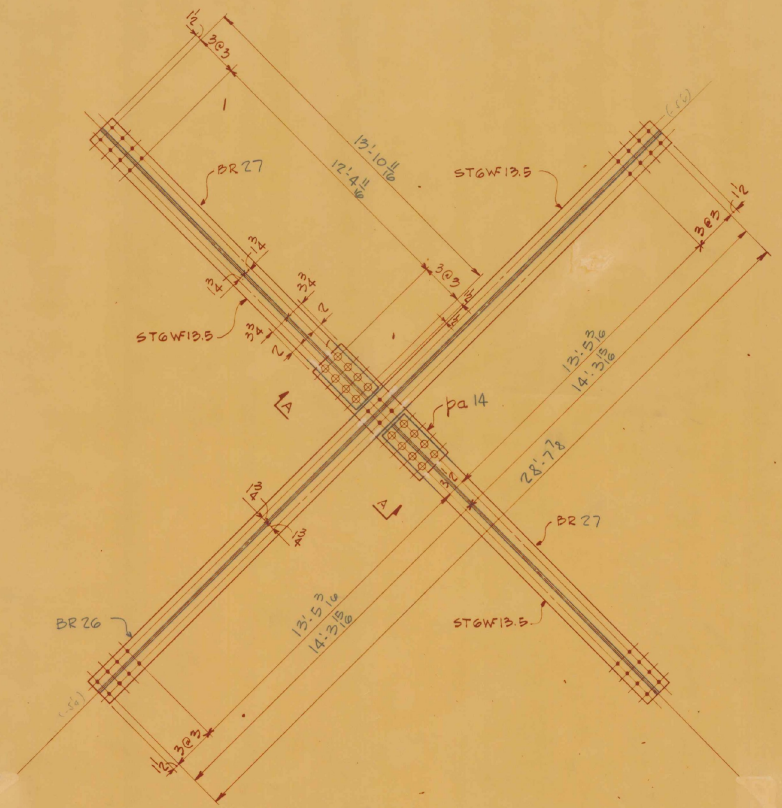

4 FRAMES - MK WB12

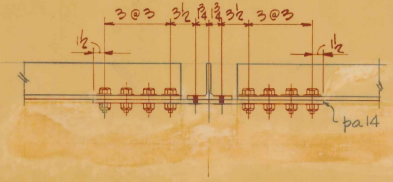

SECTION "A-A"

SHOP BILL

LINE	ASS'BLY MARK	NO.	SHAPE	SECTION	LENGTH FT.	LENGTH IN.	REMARKS	WEIGHT
1								
2								
3			4	FRAMES MK WB12				
4	BR26	4	ST	6WF13.5	28	10 7/8		1561
5	BR27	8	ST	6WF13.5	14	1 11/16		1527
6	pa 14	4	PL	7½ x 5/8	2	7½		170
7								
8								
9								
10								
11								
12								
13								
14								
15								
16								
17								
18								
19								
20				SHOP BOLTS				
21		64	7/8 A	H.S. BOLTS	0	2½	A-325	41
22		64	7/8 A	HEX NUTS				
23		64	7/8 A	HARDENED WASHER				
24								
25								
26								
27								
28				FIELD BOLTS				
29		144	7/8 A	H.S. BOLTS	0	2½	A-325	92
30		144	7/8 A	HEX NUTS				
31		144	7/8 A	HARDENED WASHERS				
32								
33								
34								
35								
36								
37								
38								
39								
40								
41	ALL MAT'L TO BE ASTM A-36. 62 T.U.N.							
42								
43								
44								
45								
46								
47								
48								
49								
50								
51								
52								
53								
54								
55								
56								
57								
58								
59								
60								3391

No. Prints	Issued to	For	Date
5	Shop	Fab	4/30/65
4	VSHD	Appl	Office

CONTRACT #5 STAGE I
F.A. 91-1 (21)

Job # 29487

NOTE:
NO PAINT WITHIN 3" OF OPEN HOLES.

4/30/65
Revised

THE STANDARD STRUCTURAL STEEL CO.
NEWINGTON 11, CONN.

Drawing No. 25 Made by MDR
Date April 6, 65 Checked by WT
Bolts 7/8 ø H.S. Open Holes 15/16 ø
Shop Paint See Specs. Field Conns.
Job I-91 over Vt. 44 & Mill Brook
Address WEATHERSFIELD - WINDSOR - HARTLAND - VT.

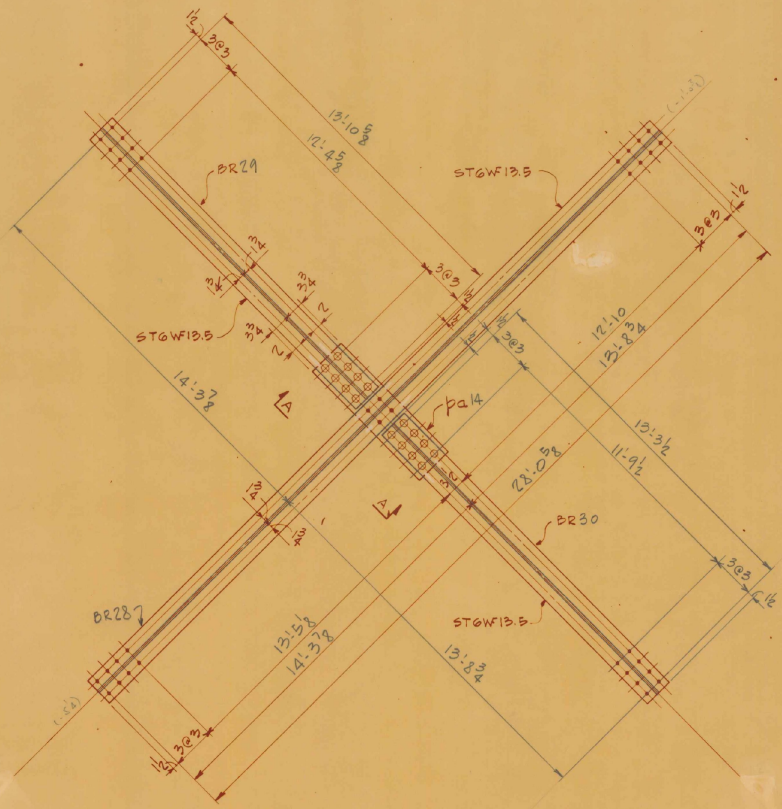

2 FRAMES - MK WB13

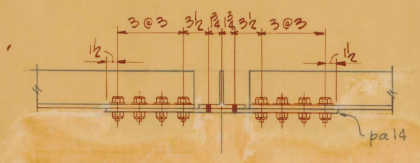

SECTION "A-A"

SHOP BILL

LINE	ASS'BLY MARK	NO.	SHAPE	SECTION	LENGTH FT.	LENGTH IN.	REMARKS	WEIGHT
1								
2								
3			2	FRAMES	MK	WB13		
4	BR28	2	ST	6WF13.5	28	3 5/8		764
5	BR29	2	ST	6WF13.5	14	1 5/8		382
6	pa14	2	PL	7 1/2 x 5/8	2	7 1/2		85
7	BR30	2	ST	6WF13.5	13	6 1/2		366
8								
9								
10								
11								
12								
13								
14								
15								
16								
17								
18								
19								
20				SHOP BOLTS				
21		32	7/8φ	H.S. BOLTS	0	2 1/2		
22		32	7/8φ	HEX NUTS			A-325	20
23		32	7/8φ	HARDENED WASHER				
24								
25								
26								
27								
28				FIELD BOLTS				
29		72	7/8φ	H.S. BOLTS	0	2 1/2		
30		72	7/8φ	HEX NUTS			A-325	46
31		72	7/8φ	HARDENED WASHERS				
32								
33								
34								
35								
36								
37								
38								
39								
40								
41	ALL MAT'L TO BE ASTM A-36-62T U.N.							
42								
43								
44								
45								
46								
47								
48								
49								
50								
51								
52								
53								
54								
55								
56								
57								
58								
59								
60								1663

No. Prints	Issued to	For	Date
5	Shop	Fab	5/10/65
4	V.S.H.D.	Appl	5/19/65

CONTRACT #5 STAGE 1
F.A. I-91-1 (21)

JOB# 29487

NOTE:
NO PAINT WITHIN 3" OF OPEN HOLES.

4/30/65
Revised

THE STANDARD STRUCTURAL STEEL CO.
NEWINGTON 11, CONN.

Drawing No. 26 Made by MDR
Date APRIL 6.65 Checked by W.T.
Bolts 7/8φ H.S. Open Holes 15/16φ
Shop Paint SEE SPECS. Field Conns.
Job I-91 OVER VT. 44 & MILL BROOK
Address WEATHERSFIELD-WINDSOR-HARTLAND-VT.

JOSEPH MERRITT & CO. 10 5133 N.Y.S.

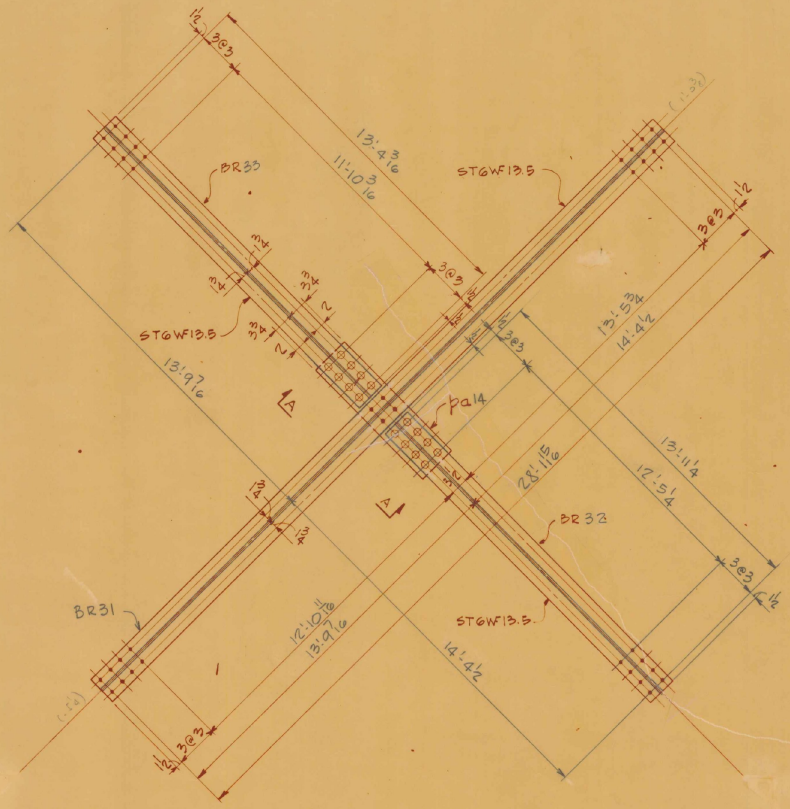

2 FRAMES - MK WB14

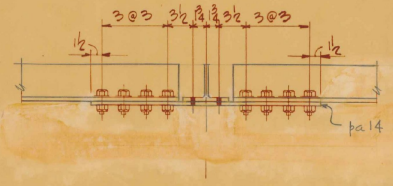

SECTION "A-A"

SHOP BILL

LINE	ASS'BLY MARK	NO.	SHAPE	SECTION	LENGTH FT.	LENGTH IN.	REMARKS	WEIGHT
1								
2								
3			2	FRAMES	MK	WB14		
4	BR31	2	ST	6WF13.5	28	4 15/16		767
5	BR32	2	ST	6WF13.5	14	2 1/4		383
6	pa14	2	PL	7 1/2 x 5/8	2	7 1/2		85
7	BR33	2	ST	6WF13.5	13	7 3/16		367
8								
9								
10								
11								
12								
13								
14								
15								
16								
17								
18								
19								
20				SHOP BOLTS				
21		32	7/8 Φ	H.S. BOLTS	0	2 1/2		
22		32	7/8 Φ	HEX NUTS			A-325	20
23		32	7/8 Φ	HARDENED WASHER				
24								
25								
26								
27								
28				FIELD BOLTS				
29		72	7/8 Φ	H.S. BOLTS	0	2 1/2		
30		72	7/8 Φ	HEX NUTS			A-325	46
31		72	7/8 Φ	HARDENED WASHERS				
32								
33								
34								
35								
36								
37								
38								
39								
40								
41	ALL MAT'L TO BE ASTM A-36-62T U.N.							
42								
43								
44								
45								
46								
47								
48								
49								
50								
51								
52								
53								
54								
55								
56								
57								
58								
59								
60								1668

No. Prints	Issued to	For	Date
5	Shop	Fab	5/17/65
4	VSHD	Appl	4/14/65

CONTRACT #5 STAGE 1
F.A. I-91-1 (21)

JOB # 29487

NOTE:
NO PAINT WITHIN 3" OF OPEN HOLES.

4/30/65
Revised

THE STANDARD STRUCTURAL STEEL CO.
NEWINGTON 11, CONN.

Drawing No. 27 Made by MDR
Date APRIL 6.65 Checked by WT
Bolts 7/8 Φ H.S. Open Holes 15/16 Φ
Shop Paint SEE SPECS. Field Conns.
Job I-91 OVER VT. 44 & MILL BROOK
Address WEATHERSFIELD-WINDSOR-HARTLAND-VT.

JOSEPH MERRITT & CO. 10 5158 N.Y.S.

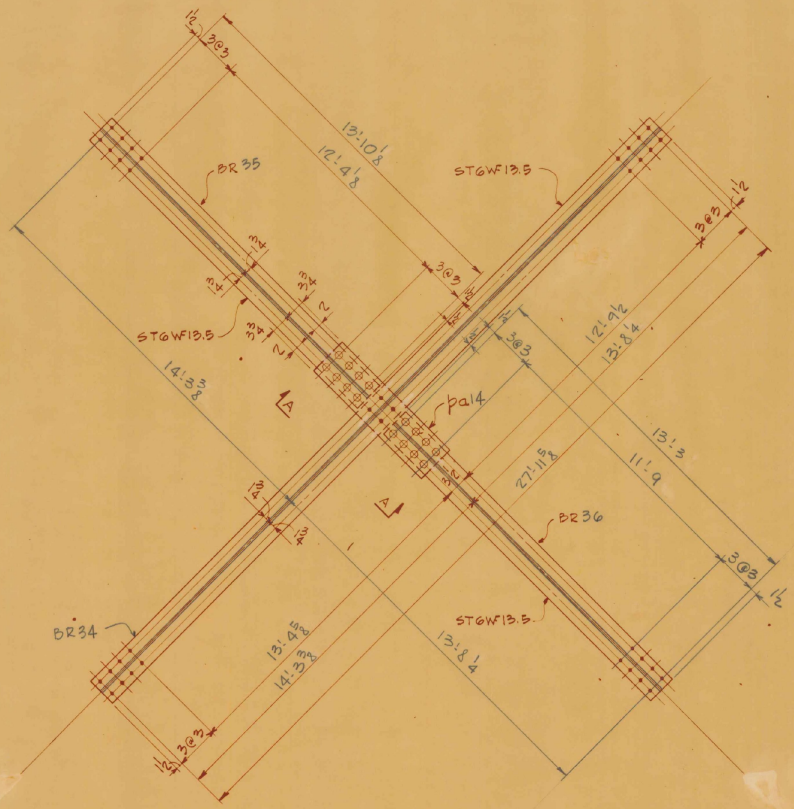

2 FRAMES - MK WB15

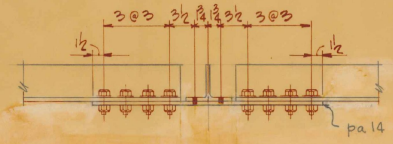

SECTION "A-A"

SHOP BILL

LINE	ASS'BLY MARK	NO.	SHAPE	SECTION	LENGTH FT.	LENGTH IN.	REMARKS	WEIGHT
1								
2								
3			2	FRAMES	MK	WB15		
4	BR34	2	ST	6WF13.5	28	2 5/8		762
5	BR35	2	ST	6WF13.5	14	1 1/8		381
6	pa14	2	PL	7 1/2 x 5/8	2	7 1/2		85
7	BR36	2	ST	6WF13.5	13	6		365
8								
9								
10								
11								
12								
13								
14								
15								
16								
17								
18								
19								
20				SHOP BOLTS				
21		32	7/8φ	H.S. BOLTS	0	2 1/2		
22		32	7/8φ	HEX NUTS			A-325	20
23		32	7/8φ	HARDENED WASHER				
24								
25								
26								
27								
28				FIELD BOLTS				
29		72	7/8φ	H.S. BOLTS	0	2 1/2		
30		72	7/8φ	HEX NUTS			A-325	46
31		72	7/8φ	HARDENED WASHERS				
32								
33								
34								
35								
36								
37								
38								
39								
40								
41	ALL MAT'L TO BE ASTM A-36-62T U.N.							
42								
43								
44								
45								
46								
47								
48								
49								
50								
51								
52								
53								
54								
55								
56								
57								
58								
59								
60								1659

No. Prints	Issued to	For	Date
5	Shop	Fab	5/12/65
4	VSHD	Appl	9/14/65

CONTRACT #5 STAGE 1
F.A.I-91-1 (21)

JOB# 29487

NOTE:
NO PAINT WITHIN 3" OF OPEN HOLES.

4/30/65
Revised

THE STANDARD STRUCTURAL STEEL CO.
NEWINGTON 11, CONN.

Drawing No. 28 Made by MDR
Date April 7, 1965 Checked by W.T.
Bolts 7/8φ H.S. Open Holes 15/16φ
Shop Paint SEE SPECS. Field Conns.
Job I-91 OVER VT. 44 & MILL BROOK
Address WEATHERSFIELD-WINDSOR-HARTLAND-VT.

JOSEPH MERRITT & CO. 10 5155
N.Y.C.

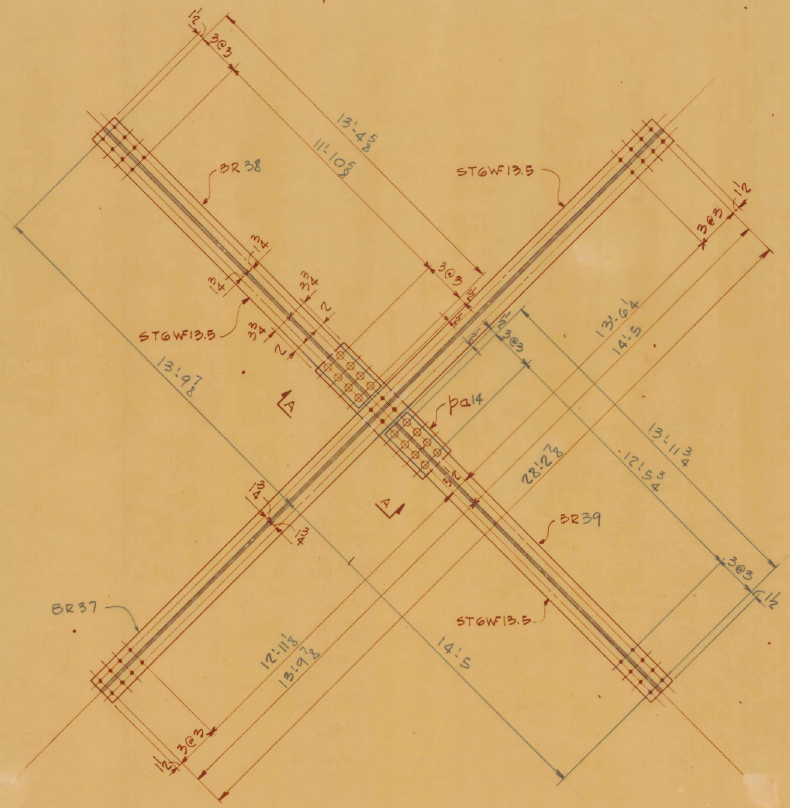

2 FRAMES - MK WB16

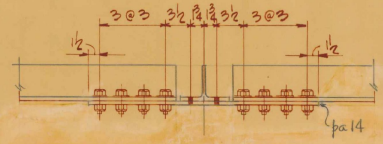

SECTION "A-A"

SHOP BILL

LINE	ASS'BLY MARK	NO.	SHAPE	SECTION	LENGTH FT.	LENGTH IN.	REMARKS	WEIGHT
1								
2								
3			2	FRAMES	MK	WB16		
4	BR37	2	ST	6WF13.5	28	5 7/8		769
5	BR38	2	ST	6WF13.5	13	7 5/8		368
6	pa14	2	PL	7 1/2 x 5/8	2	7 1/2		85
7	BR39	2	ST	6WF13.5	14	2 3/4		384
8								
9								
10								
11								
12								
13								
14								
15								
16								
17								
18								
19								
20				SHOP BOLTS				
21		32	7/8 φ	H.S. BOLTS	0	2 1/2		
22		32	7/8 φ	HEX NUTS			A-325	20
23		32	7/8 φ	HARDENED WASHER				
24								
25								
26								
27								
28				FIELD BOLTS				
29		72	7/8 φ	H.S. BOLTS	0	2 1/2		
30		72	7/8 φ	HEX NUTS			A-325	46
31		72	7/8 φ	HARDENED WASHERS				
32								
33								
34								
35								
36								
37								
38								
39								
40								
41	ALL MAT'L TO BE ASTM A-36-62T U.N.							
42								
43								
44								
45								
46								
47								
48								
49								
50								
51								
52								
53								
54								
55								
56								
57								
58								
59								
60								1672

No. Prints	Issued to	For	Date
5	Shop	Fab	5/12/65
4	VS HD	Appl	4/14/65

CONTRACT #5 STAGE 1
F.A.I-91-1 (21)

JOB# 29487

NOTE:
NO PAINT WITHIN 3" OF OPEN HOLES.

4/30/65
Revised

THE STANDARD STRUCTURAL STEEL CO.
NEWINGTON 11, CONN.

Drawing No. 29 Made by MDR
Date April 7 1965 Checked by W.T
Bolts 7/8 φ H.S. Open Holes 15/16 φ
Shop Paint SEE SPECS. Field Conns.
Job I-91 OVER VT. 44 & MILL BROOK
Address WEATHERSFIELD-WINDSOR-HARTLAND-VT.

JOSEPH MERRITT & CO. 10 5156 N.Y.C.

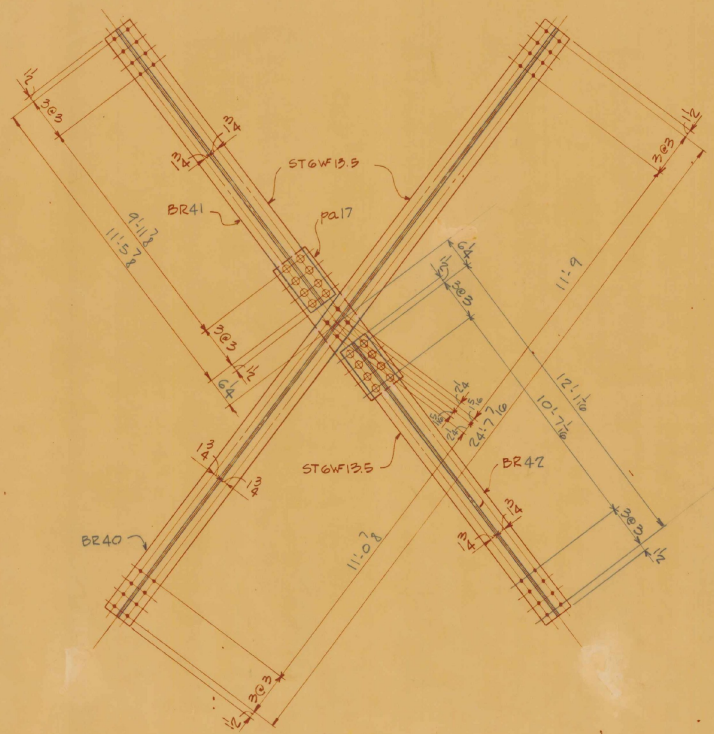

2 FRAMES - MK WB17

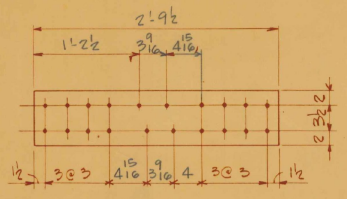

DETAIL OF pa17

SHOP BILL

NO.	ASS'BLY MARK	NO.	SHAPE	SECTION	LENGTH FT.	LENGTH IN.	REMARKS	WEIGHT
3		2		FRAMES MK WB17				
4	BR40	2	ST	6WF13.5	24	10 7/16		671
5	BR41	2	ST	6WF13.5	11	8 7/8		317
6	pa17	2	PL	7/8 x 5/8	2	9½		9
7	BR42	2	ST	6WF13.5	12	4 7/16		333
26				SHOP BOLTS				
27		32	7/8	H.S. BOLTS	0	2½	A 325	20
28		32	7/8	HEX NUTS				
29		32	7/8	HARDENED WASHERS				
34				FIELD BOLTS				
35		72	7/8	H.S. BOLTS	0	2½	A 325	46
36		72	7/8	HEX NUTS				
37		72	7/8	HARDENED WASHERS				
43	ALL MAT'L TO BE ASTM A-36-62T, U.N.							
60								1478

No. Prints	Issued to	For	Date
5	Shop	Fab	4/30/65
4	VSHD	Appl	4/30/65

CONTRACT #5 STAGE 1
F.A.I 91-1 (21)

JOB # 70487

NOTE: NO PAINT WITHIN 3" OF OPEN HOLES.

4/30/65
Revised

THE STANDARD STRUCTURAL STEEL CO.
NEWINGTON 11, CONN.

Drawing No. 30 Made by MDR
Date April 7 1965 Checked by W.T.
Bolts 7/8 ϕ Open Holes 15/16 ϕ
Shop Paint See Specs. Field Conns.
Job I-91 over VT. 44 & MILL BROOK
Address WEATHERSFIELD-WINDSOR-HARTLAND-VT.

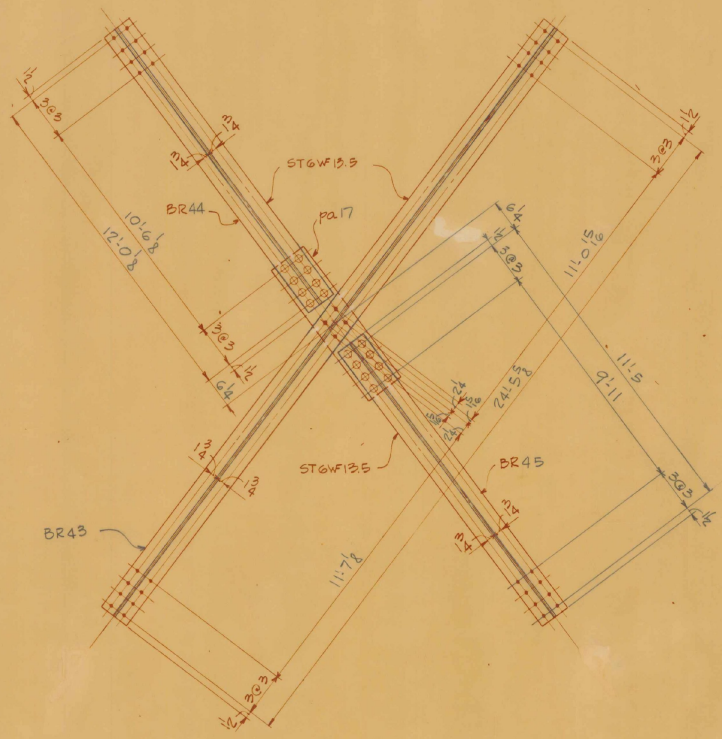

2 FRAMES - MK WB18

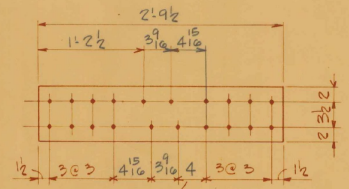

DETAIL OF pa17

SHOP BILL

LINE	ASS'BLY MARK	NO.	SHAPE	SECTION	LENGTH FT.	LENGTH IN.	REMARKS	WEIGHT
1								
2								
3			2	FRAMES	MK	WB18		
4	BR43	2	ST	6WF13.5	24	8 5/8		667
5	BR45	2	ST	6WF13.5	11	8		315
6	pa17	2	R	7 1/2 x 5/8	2	9 1/2		91
7	BR44	2	ST	6WF13.5	12	3 1/8		331
8								
9								
10								
11								
12								
13								
14								
15								
16								
17								
18								
19								
20								
21								
22								
23								
24								
25								
26				SHOP BOLTS				
27		32	7/8 φ	H.S. BOLTS	0	2 1/2	A-325	20
28		32	7/8 φ	HEX NUTS				
29		32	7/8 φ	HARDENED WASHERS				
30								
31								
32								
33								
34				FIELD BOLTS				
35		72	7/8 φ	H.S. BOLTS	0	2 1/2	A-325	46
36		72	7/8 φ	HEX NUTS				
37		72	7/8 φ	HARDENED WASHERS				
38								
39								
40								
41								
42								
43	ALL MAT'L TO BE ASTM A 36-62T U.N.							
44								
45								
46								
47								
48								
49								
50								
51								
52								
53								
54								
55								
56								
57								
58								
59								
60								1470

No. Prints	Issued to	For	Date
5	Shop	Fab	5/12/65
4	VSHD	Appl	8/9/65

CONTRACT #5 STAGE 1
F.A.I-91-1 (21)

JOB # 20487

NOTE: NO PAINT WITHIN 3" OF OPEN HOLES.

4/30/65
Revised

THE STANDARD STRUCTURAL STEEL CO.
NEWINGTON 11, CONN.

Drawing No. 31 Made by MDR
Date April 7. 65 Checked by W.T.
Bolts 7/8 φ Open Holes 15/16 φ
Shop Paint SEE SPECS. Field Conns.
Job I-91 OVER VT. 44 & MILL BROOK
Address WEATHERSFIELD-WINDSOR HARTLAND-VT.

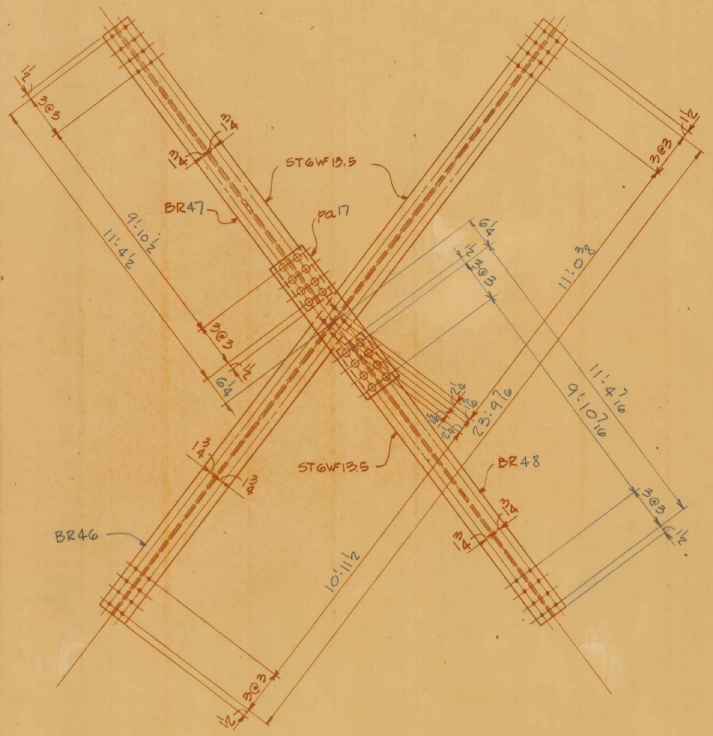

4 FRAMES - MK WB19

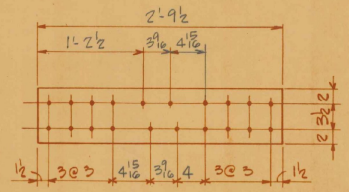

DETAIL OF pa17

SHOP BILL

LINE	ASS'BLY MARK	NO.	SHAPE	SECTION	LENGTH FT.	LENGTH IN.	REMARKS	WEIGHT
1								
2								
3			4	FRAMES	MK	WB19		
4	BR46	4	ST	6WF13.5	24	0 7/16		1298
5	BR47	4	ST	6WF13.5	11	7½		628
6	pa 17	4	PL	7½ x ⅝	2	9½		181
7	BR48	4	ST	6WF13.5	11	7 7/16		627
8								
9								
10								
11								
12								
13								
14								
15								
16								
17								
18								
19								
20								
21								
22								
23								
24								
25								
26				SHOP BOLTS				
27		64	7/8φ	H.S. BOLTS	0	2½	A-325	41
28		64	7/8φ	HEX NUTS				
29		64	7/8φ	HARDENED WASHERS				
30								
31								
32								
33								
34				FIELD BOLTS				
35		144	7/8φ	H.S. BOLTS	0	2½	A-325	92
36		144	7/8φ	HEX NUTS				
37		144	7/8φ	HARDENED WASHERS				
38								
39								
40								
41								
42								
43	ALL MAT'L TO BE ASTM A-36-62T U.N.							
44								
45								
46								
47								
48								
49								
50								
51								
52								
53								
54								
55								
56								
57								
58								
59								
60								2867

No. Prints	Issued to	For	Date
5	Shop	Fab	5/12/65
4	VSHD	Appl	4/19/65

CONTRACT #5 STAGE 1
F.A. I-91-1 (21)

JOB # 20487

NOTE: NO PAINT WITHIN 3" OF OPEN HOLES.

Revised

THE STANDARD STRUCTURAL STEEL CO.
NEWINGTON, 11, CONN.

Drawing No. 32 Made by MDR
Date April 7-65 Checked by W.T
Bolts 7/8φ Open Holes 15/16φ
Shop Paint SEE SPECS. Field Conns.
Job I-91 OVER VT. 44 & MILL BROOK
Address WEATHERSFIELD-WINDSOR-HARTLAND-VT.

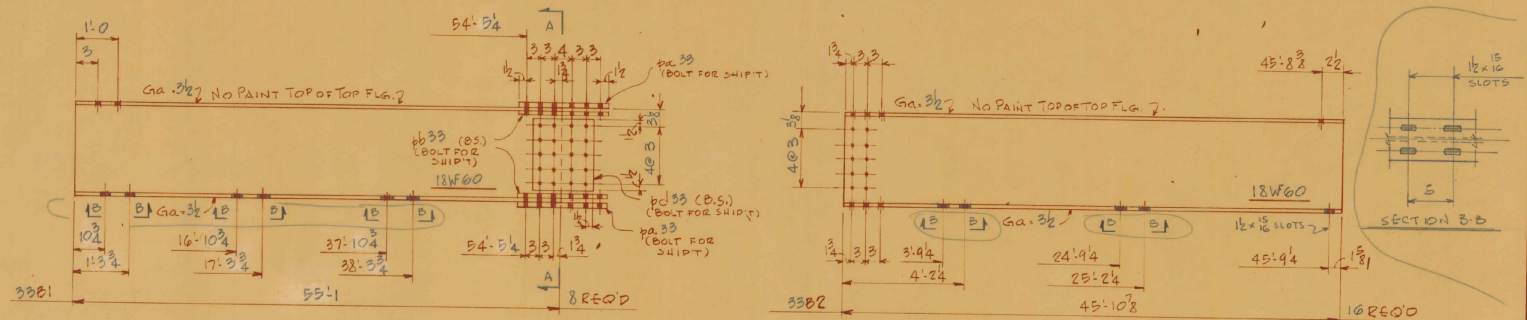

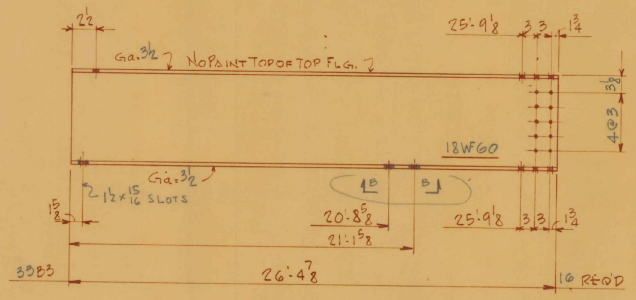

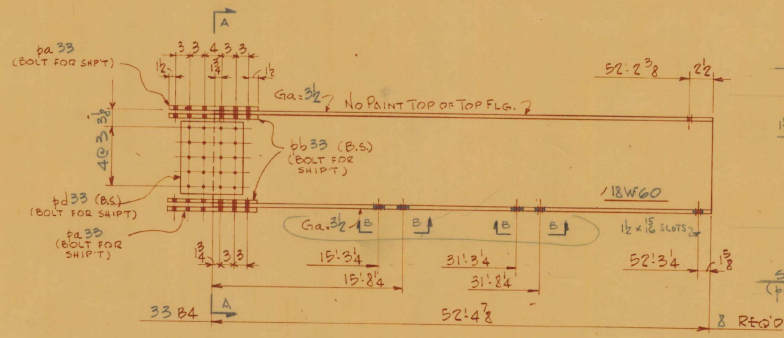

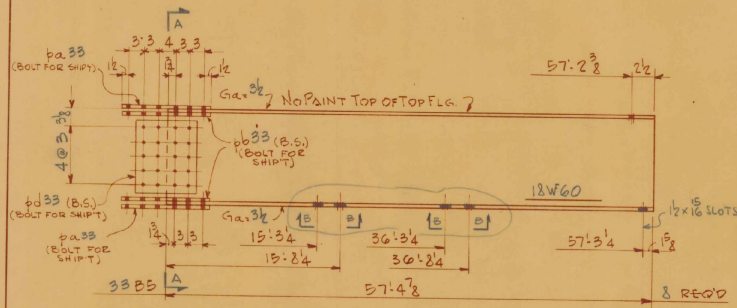

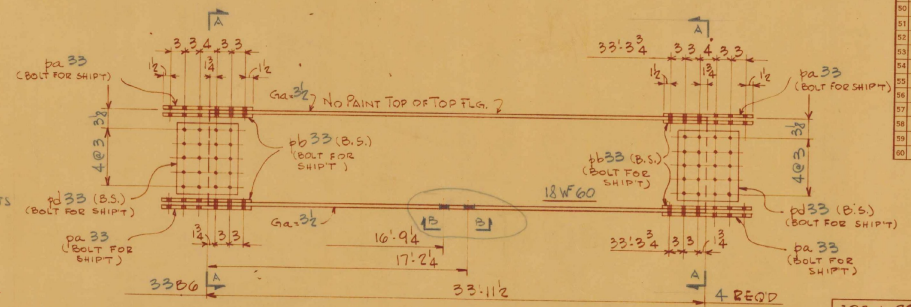

SHOP BILL

LINE	ASS'BLY MARK	NO.	SHAPE	SECTION	LENGTH FT.	LENGTH IN.	REMARKS	WEIGHT
1			8	BEAMS	MK	3381		
2		8	WF	18×60	55	1		
3	pa33	16	PL	7/8×½	1	7		26440
4	pb33	32	PL	5×½	1	7		331
5	pd33	16	PL	13×7/16	1	3		269
6								394
7			16	BEAMS	MK	3382		
8		16	WF	18×60	45	10⅞		44870
9								
10			16	BEAMS	MK	3383		
11		16	WF	18×60	26	4⅞		25350
12								
13			8	BEAMS	MK	3384		
14		8	WF	18×60	52	4⅞		25105
15	pa33	16	PL					331
16	pb33	32	PL					264
17	pd33	16	PL					394
18								
19			8	BEAMS	MK	3385		
20		8	WF	18×60	57	4⅞		27533
21	pa33	16	PL					331
22	pb33	32	PL					264
23	pd33	16	PL					394
24								
25			4	BEAMS	MK	3386		
26		4	WF	18×60	33	11½		11150
27	pa33	16	PL					331
28	pb33	32	PL					264
29	pd33	16	PL					394
30								
31								
32								
33				FIELD SECTION BOLTS				
34								
35	3385	640	⅞	H.S. BOLTS	0	2¾		
36	FLG.	768	⅞	H.S. BOLTS	0	3	ASTM A-325	898
37		408	⅞	HEX NUTS				
38		1408	⅞	HARDENED WASHERS				
39								
40								
41								
42								
43	ALL MAT'L TO BE ASTM A-36-62T U.N.							
44								
45								
46								
47								
48								
49								
50								
51								
52								
53								
54								
55								
56								
57								
58								
59								
60								161574

No. Prints	Issued to	For	Date
5	Shop	Rev	6/8/65
5	Shop	Rev	7/26/65
2	Client	Appvl	9/16/65

CONTRACT # 5 STAGE 1
F.A.I-91-1(21)

NOTE: NO PAINT WITHIN 3" OF OPEN HOLES.

JOB # 29487

THE STANDARD STRUCTURAL STEEL CO.
NEWINGTON 11, CONN.

Drawing No. 33 Made by MDR
Date April 12, 65 Checked by W.T.
Bolts ⅞ Open Holes 15/16 U.N.
Shop Paint SEE SPECS. Field Conns.
Job I-91 over Vt. 44 & MILL BROOK
Address WEATHERSFIELD-WINDSOR-HARTLAND-VT.

Revised

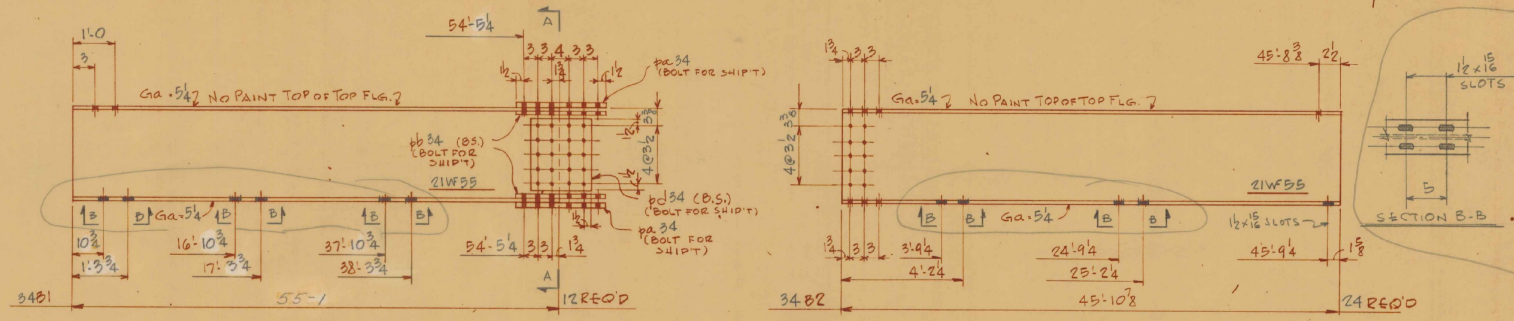

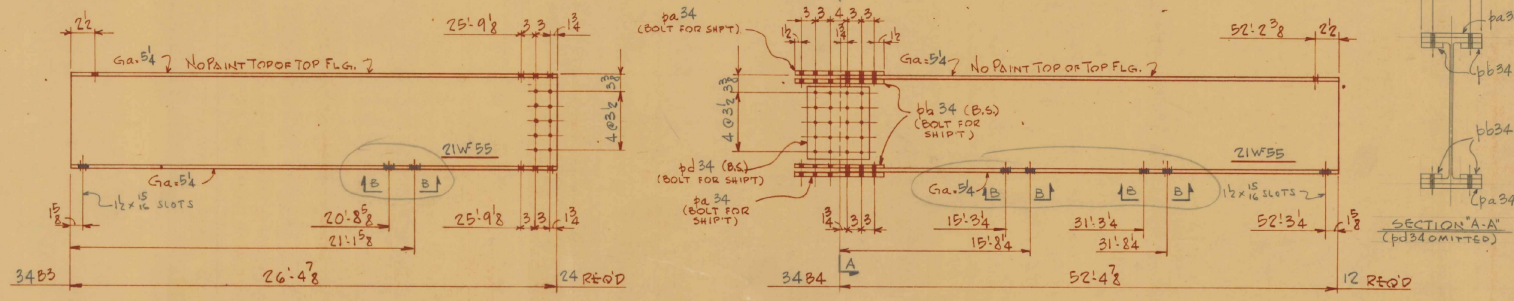

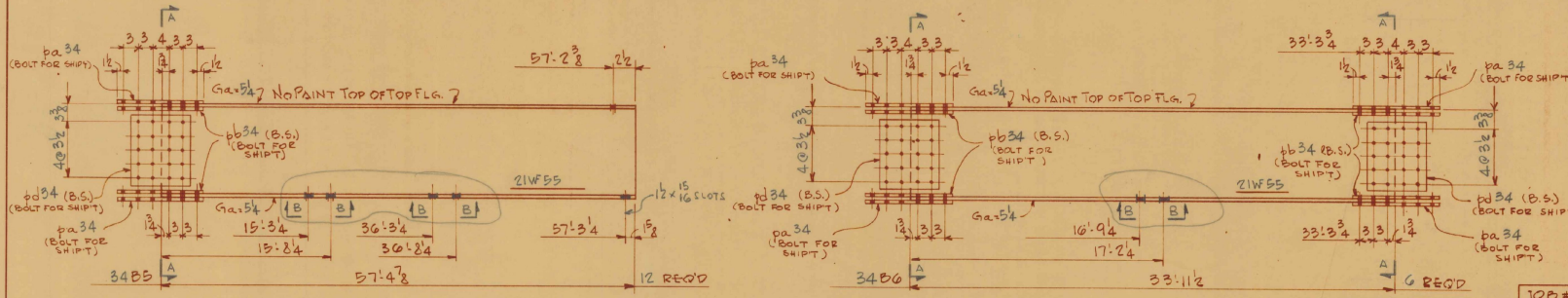

SHOP BILL

LINE	ASS'BLY MARK	NO.	SHAPE	SECTION	LENGTH FT.	LENGTH IN.	REMARKS	WEIGHT
1								
2			12	BEAMS	MK	3481		
3		12	WF	21 X 55	55	/		36356
4	pa34	24	R	8 4 x 5/16	1	7		342
5	pb34	48	R	3 x 5/16	1	7		248
6	pd34	24	R	13 x 3/8	1	5		577
7								
8			24	BEAMS	MK	3482		
9		24	WF	21 X 55	45	10 7/8		60536
10								
11			24	BEAMS	MK	3483		
12		24	WF	21 X 55	26	4 7/8		34856
13								
14			12	BEAMS	MK	3484		
15		12	WF	21 X 55	52	4 7/8		34588
16	pa34	24	R					342
17	pb34	48	R					248
18	pd34	24	R					577
19								
20			12	BEAMS	MK	3485		
21		12	WF	21 X 55	57	4 7/8		37888
22	pa34	24	R					342
23	pb34	48	R					248
24	pd34	24	R					577
25								
26			6	BEAMS	MK	3486		
27		6	WF	21 X 55	33	11 1/2		11206
28	pa34	24	R					342
29	pb34	48	R					248
30	pd34	24	R					577
31								
32								
33								
34				FIELD ERECTION BOLTS				
35	WEB	360	7/8	H.S. BOLTS	0	2 1/2		
36	FLG	1152	1	H.S. BOLTS	0	2 1/2	ASTM A-325	1347
37		2112	7/8	HEX NUTS				
38		2112	7/8	HARDENED WASHERS				
39								
40								
41								
42								
43								
44	ALL MAT'L TO BE ASTM A-36-62T U.N.							
45								
46								
47								
48								
49								
50								
51								
52								
53								
54								
55								
56								
57								
58								
59								
60								221504

No. Prints	Issued to	For	Date
5	Shop	Rev.	6/16/65
5	Shop	Rev.	9/16/65
4	Shop	Rev.	11/16/65

JOB # 29487

CONTRACT # 5 STAGE 1
F.A.I.-91-1(21)

NOTE: NO PAINT WITHIN 3" OF OPEN HOLES.

Revised

THE STANDARD STRUCTURAL STEEL CO.
NEWINGTON 11, CONN.

Drawing No. 34 Made by MPR
Date April 2, 65 Checked by NT
Bolts 7/8 Open Holes 15/16 U.N.
Shop Paint See Specs. Field Conns.
Job I-91 over Vt. 44 & Mill Brook
Address Weathersfield-Windsor-Hartland-Vt.

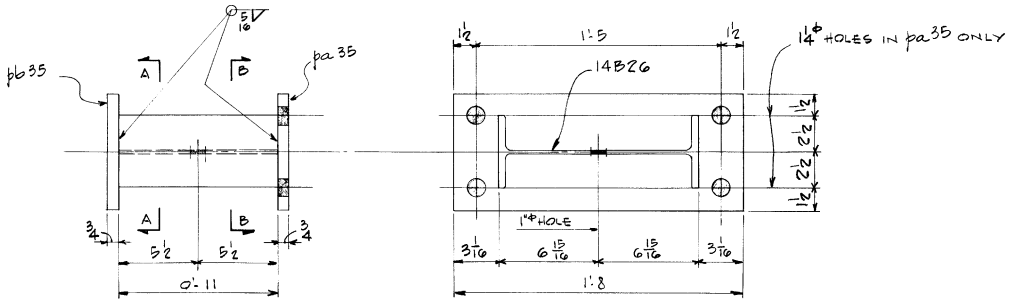

SECTION B-B

SECTION A-A SIMILAR

GIRDER BUMPER - 8 REQ'D - MK GB1

SHOP BILL

LINE	ASS'BLY MARK	NO.	SHAPE	SECTION	LENGTH FT.	LENGTH IN.	REMARKS	WEIGHT
8			8	GIRDER BUMPERS	MK	GB1		
9	pa35	8	PL	8 × 3/4	1	8		277
10	pb35	8	PL	8 × 3/4	1	8		277
11		8	B	14 × 26	0	11		191
12								16
41	ALL MAT'L TO BE ASTM A 36-62T							
60								761

No. Prints	Issued to	For	Date
5	S/ISP	Fab	5/12/65
8	VSHD	Fyi	5/12/65

CONTRACT #5 STAGE 1
F.A. I-91-1 (21)

JOB # 29487

THE STANDARD STRUCTURAL STEEL CO.
NEWINGTON 11, CONN.

Drawing No. 35 Made by MDR
Date April 12 65 Checked by W.T.
Bolts — Open Holes AS NOTED
Shop Paint SEE SPECS Field Conns. —
Job I-91 OVER VT. 44 & MILL BROOK
Address WEATHERSFIELD-WINDSOR-HARTLAND-VT.

Revised

JOSEPH MERRITT & CO. 10 0125
N. Y. S.

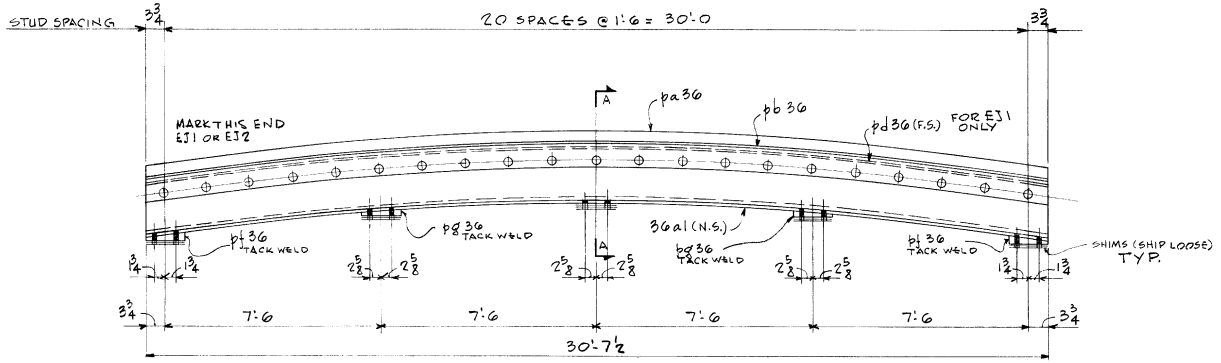

12 DEFLECTION JOINT @ 5 - MK EJ1
12 DEFLECTION JOINT @ 8 - MK EJ2

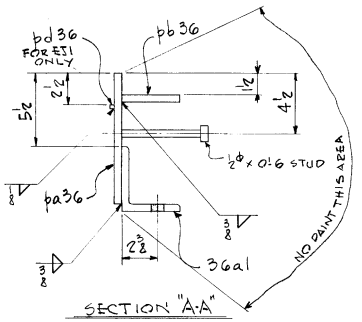

SECTION "A-A"

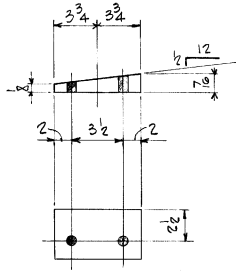

DETAIL OF pf 36
(NO PAINT)

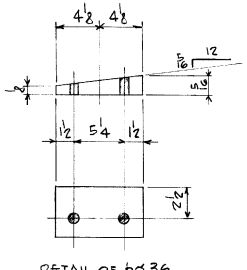

DETAIL OF pg 36
(NO PAINT)

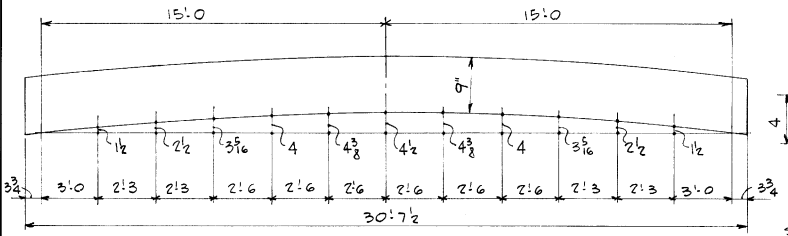

CUTTING DIAGRAM FOR pa36
& BENDING DIAGRAM FOR 36a1

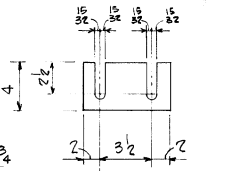

SHIMS - R 4 x 1/8 x 0'-7 1/2 - 150 REQ'D - MK pk36
(NO PAINT)

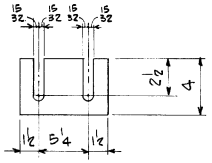

SHIMS - R 4 x 1/8 x 0'-8 1/4 - 200 REQ'D - MK pm36
(NO PAINT)

SHOP BILL

LINE	ASS'BLY MARK	NO.	SHAPE	SECTION	LENGTH FT.	LENGTH IN.	REMARKS	WEIGHT
1								
2				EJ1				
3	pa36	12	R	9 x 1/2	30	7 1/2		5735
4	pb36	12	R	4 x 1/2	30	7 5/8	ABOUT	2250
5	pd36	12	R	4 x 4	30	7 5/8	ABOUT	80
6	36a1	12	L	4x4x1/2	30	7 5/8	ABOUT	4706
7	pf36	24	R	4 x 7/16	0	7 1/2		91
8	pg36	24	R	4 x 5/16	0	8 1/4		172
9		252	1/2 ϕ	STUDS	0	6		84
10								
11								
12								
13								
14								
15								
16				EJ2				
17	pa36	12	R	9 x 1/2	30	7 1/2		5735
18	pb36	12	R	4 x 1/2	30	7 5/8	ABOUT	2550
19	36a1	12	L	4x4x1/2	30	7 5/8	ABOUT	4706
20	pf36	24	R	4 x 7/16	0	7 1/2		91
21	pg36	24	R	4 x 5/16	0	8 1/4		172
22		252	1/2 ϕ	STUDS	0	6		84
23								
24								
25								
26								
27								
28	pf36	150	R	4 x 1/8	0	7 1/2	SHIP	165
29	pm36	200	R	4 x 1/8	0	8 1/4	LOOSE	242
30								
31								
32								
33								
34								
35								
36								
37								
38				FIELD ERECTION BOLTS				
39		240	7/8 ϕ	H.S. BOLTS	0	3 4		
40		248	7/8 ϕ	HEX NUTS			(ASTM A-325	153
41		240	7/8 ϕ	HARDENED WASHERS				
42								
43				WF LD				
44				3/8	2205	9		792
45				1/8	367	7 1/2		15
46								
47								
48								
49								
50	ALL MAT'L TO BE ASTM A-36-62T U.N.							
51								
52								
53								
54								
55								
56								
57								
58								
59								
60								27923

No. Prints	Issued to	For	Date
5	5/6/65	Rev	5/14/65
9	5/14/65	Rev	6/14/65
4	V.T.D.	Info	5/11/65

CONTRACT #5 STAGE I
F.A.I-91-1(21)

JOB # 29488

THE STANDARD STRUCTURAL STEEL CO.
NEWINGTON 11, CONN.

Drawing No. 36 Made by MDR
Date April 14-65 Checked by W.J.
Bolts 7/8 ϕ Open Holes 15/16 ϕ
Shop Paint SEE SPECS Field Conns.
Job I-91 over VT. 44 & MILL BROOK
Address WEATHERSFIELD-WINDSOR-HARTLAND-VT.

5/28/65
Revised

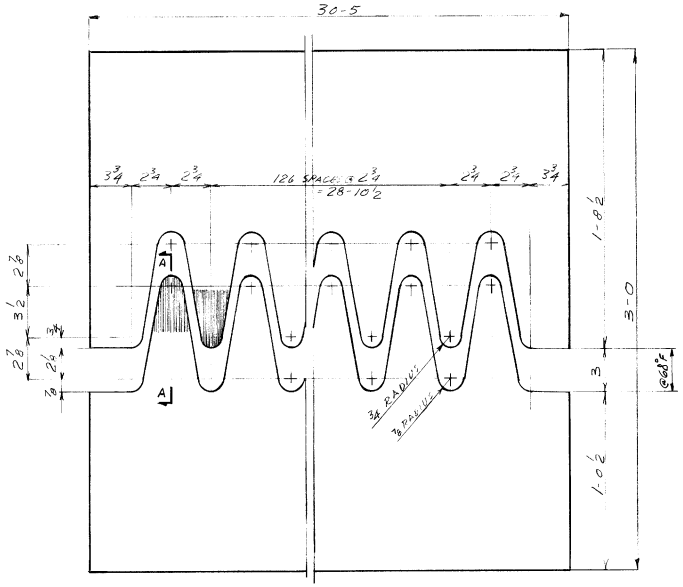

FINGER PLATE fp 38

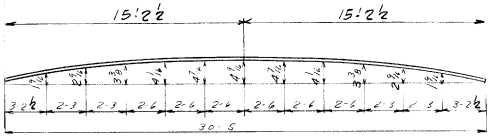

BENDING DIAGRAM FOR fp 38



DETAIL OF pg 38 - 16 REQ'D

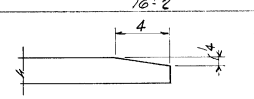

SECTION "A-A"
TYP ALL FINGERS

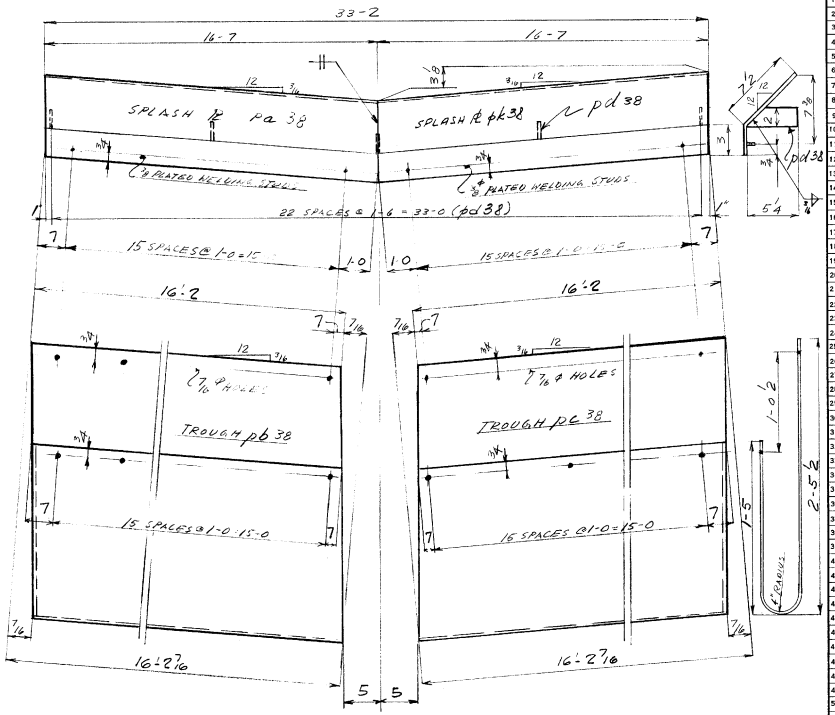

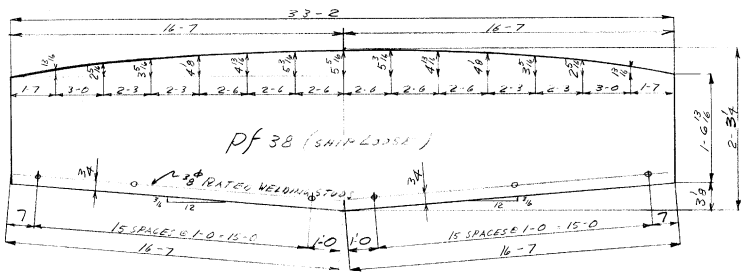

WORK THIS SHEET WITH SHEET 37 & 39

Contract # 5 Stage 1 FAI-91-1 (21)

SHOP BILL

LINE	ASS'BLY MARK	NO.	SHAPE	SECTION	LENGTH FT.	LENGTH IN.	REMARKS	WEIGHT
1								
2	fp 38	4	PL	36 × 1/2	30	5¼	A 242	22695
3								
4	pa 38	4	PL	10½ × ¼	16	7¼	A 242	611
5	pb 38	4	PL	5 11/16	16	2 7/16	20 OZ	345
6	pc 38	4	PL	5 11/16	16	2 7/16	COPPER	345
7	pd 38	92	PL	2 × ¼	0	5¼	A 242	70
8	pf 38	4	PL	27¼ × ¼	33	2	A 242	3170
9	pg 38	16	PL	1¼ × ¼	16	2	A 242	282
10	pk 38	4	PL	10½ × ¼	16	7¼	A 242	611
11								
12								
13								
14								
15								
16								
17								
18		256		⅜ ⌀ STUDS	0	1½	PLATED	12
19		256		⅜ LOCK WASHERS				12
20		256		⅜ ⌀ NUTS				
21								
22								
23								
24	Note: Size of copper drain troughs require that each trough have one vertical & one horizontal lapped and soldered joint with joints located to suit fabrication requirements							
25								
26								
27								
28								
29								
30								
31								
32								
33								
34								
35								
36								
37								
38								
39								
40								
41								
42								
43								
44								
45								
46								
47								
48								
49								
50								
51								
52								
53								
54								
55								
56								
57								
58								
59								
60							TOTAL	28153

No. Prints	Issued to	For	Date
2	VSHD	APPL WGTS	10/4/65
5	VSHD	Rev	
5	Shop	Rev.	8/26/65
4	VSHD	Rev	8/3/65
5	Shop	Rev	5/20/65
4	VSHD	Appl	8/20/65
5	Shop	Rev	5/17/65
4	VSHD	Appl	5/6/65

Revised	
10/2/65	
8/3/65	
5/25/65	

THE STANDARD STRUCTURAL STEEL CO.
NEWINGTON 11, CONN.

Drawing No. 29488-38 Made by W. T.
Date 4/23/65 Checked by MDR
Bolts Open Holes 7/16 ⌀
Shop Paint SEE SPECS. Field Conns.
Job I-91 OVER VT. 44 & MILL BROOK
Address WEATHERSFIELD-WINDSOR - HARTLAND-VT.

JOSEPH MERRITT & CO. 10-8159 N.Y.S.

pb37 FROM 2-5¼ to 2-8 pa37 10¾ to 1-2

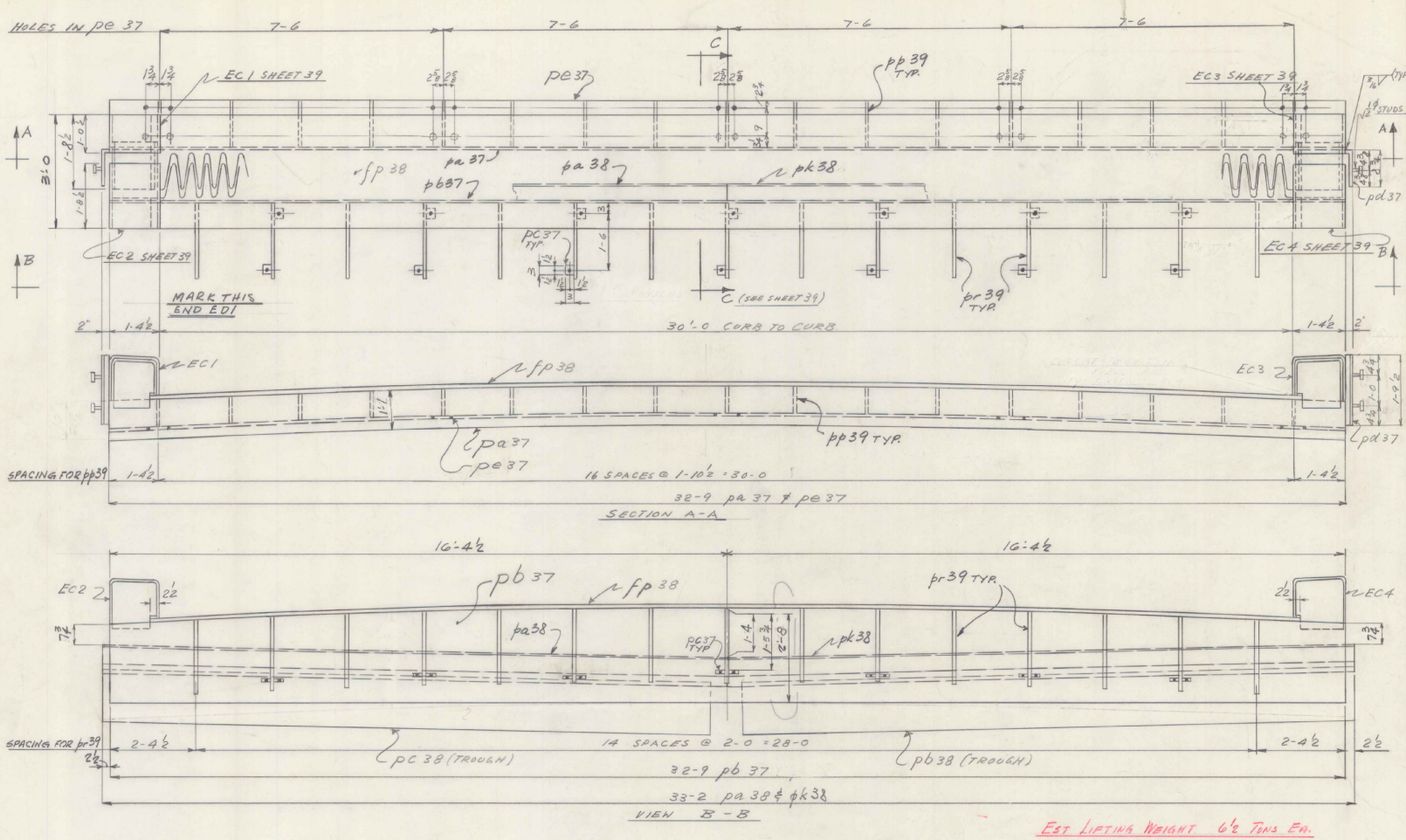

EST LIFTING WEIGHT 6½ TONS EA.

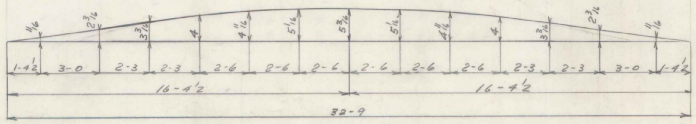

CUTTING DIAGRAM FOR pa 37 & pb 37
BENDING DIAGRAM FOR pa 37

4 EXPANSION DAMS ED 1
WORK THIS SHEET WITH SHEET 38 & 39

Contract #5 Stage 1 FA I-91-1 (21)

SHOP BILL

LINE	ASS'BLY MARK	NO.	SHAPE	SECTION	LENGTH FT.	LENGTH IN.	REMARKS	WEIGHT
1	E.D1	4	EXPANSION DAMS					
4	pa 37	4	R	13 x ¾	32	9	CUT FROM R 60 x ¾	5111
5	pb37	4	R	32 x ¾	32	9		10877
6	pc37	56	R	3 x ¾	0	3	A36	109
7	pd37	8	R	10¾ x ½	1	9½	BENT	268
8	pe37	4	R	15 x ¾	32	9½	BENT	5112
14		16		½ STUDS	0	3	A36	3
16				WELD				
17				3/16	13	8		1
22	MAT'L TO BE A 242 U.N.							
60								21481

No. Prints	Issued to	For	Date
5	Shop	Rev	5/20/65
4	VSHD	Appl	5/20/65
5	Shop	Fab	6/17/65
6	VSHD	Appl	6/16/65

5/25/65
Revised

THE STANDARD STRUCTURAL STEEL CO.
NEWINGTON 11, CONN.

Drawing No. 29488-37 Made by W.T.
Date 4-23-65 Checked by MDR
Bolts Open Holes 15/16 ø
Shop Paint SEE SPECS Field Conns.
Job I 91 OVER VT. 44 & MILL BROOK
Address WEATHERSFIELD - WINDSOR - HARTLAND - VT.

JOSEPH MERRITT & CO. 10 5133 N.Y.

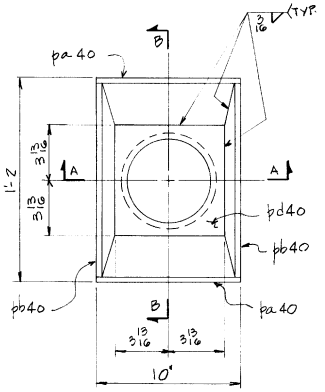

HOPPER DETAIL

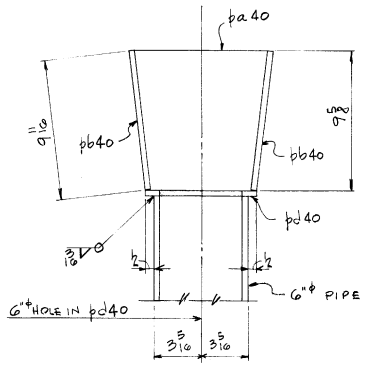

SECTION "A-A"

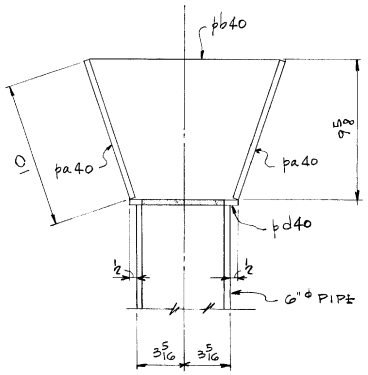

SECTION "B-B"

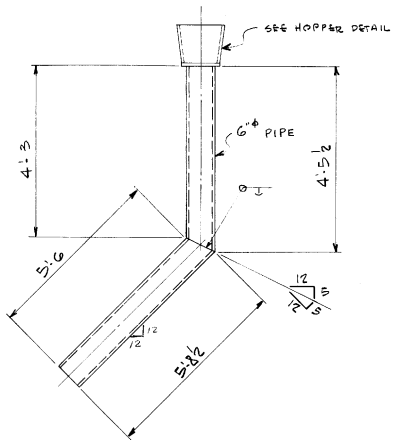

4 SCUPPERS. MK 40SCI

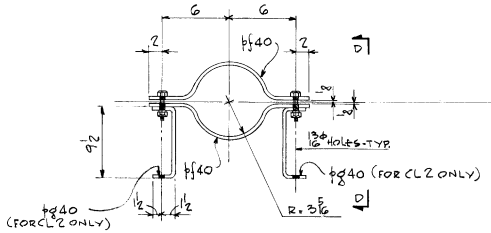

8 CLAMPS - MK CL2
4 CLAMPS - MK CL3

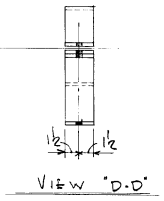

VIEW "D-D"

SHOP BILL

LINE	ASS'BLY MARK	NO.	SHAPE	SECTION	LENGTH FT.	LENGTH IN.	REMARKS	WEIGHT
1								
2			4	SCUPPERS MK 40SCI				
3	pa40	8	PL	10 x 3/8	0	10		87
4	pb40	8	PL	9 1/16 x 3/8	1	1 1/4		111
5	pd40	4	PL	7 5/8 x 3/8	0	7 5/8		25
6		4	6ϕ	PIPE	4	5 1/2		338
7		4	6ϕ	PIPE	5	8 1/2		433
8								
9								
10								
11								
12								
13								
14								
15								
16			8	CLAMPS MK CL2				
17	pf40	16	PL	3 x 3/8	1	7 3/8	BENT	99
18	pg40	16	PL	3 x 3/8	1	3 1/2	BENT	51
19		16	3/4ϕ	BOLTS	0	4	3" THD.	9
20		16	3/4ϕ	HEX NUTS			GALV.	9
21		16	3/4ϕ	LOCK WASH'RS				2
22								
23								
24								
25								
26			4	CLAMPS MK CL3				
27	pf40	8	PL	3 x 3/8	1	7 3/8		50
28								
29								
30				LEAD				
31				3/16	38	2'4		3
32								
33								
34								
35								
36								
37								
38								
39	ALL MAT'L TO BE WEIGHT IRON EXEPT							
40	BOLTS							
41								
42								
43								
44								
45								
46								
47								
48								
49								
50								
51								
52								
53								
54								
55								
56								
57								
58								
59								
60								1233

No. Prints	Issued to	For	Date
5	Client	Fab	5/27/81
4	VAIID	Fab	5/15/81

CONTRACT #5 STAGE 1
F.A.I. 91-1 (21)

JOB # 29487

Revised

THE STANDARD STRUCTURAL STEEL CO.
NEWINGTON 11, CONN.

Drawing No. 40 Made by MDR
Date April 81 Checked by [illegible]
Bolts 3/4ϕ Open Holes AS NOTED
Shop Paint SCUPPERS Field Conns.
Job I-91 over VT. 44 & Mill Brook
Address WETHERSFIELD-WINDSOR-HARTLAND-VT.

JOSEPH MERRITT & CO 10 6183

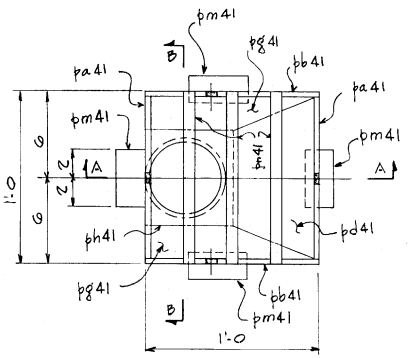

12 SCUPPERS - MK SC1

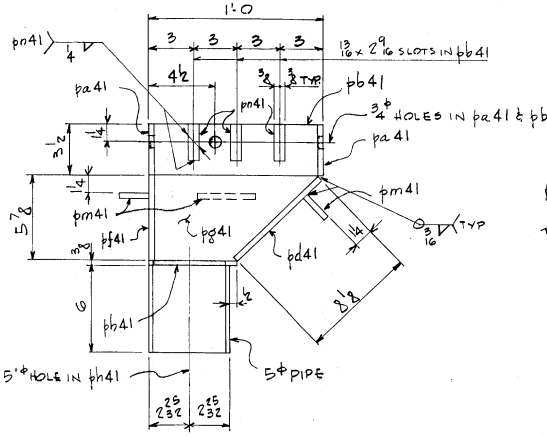

SECTION "A-A"

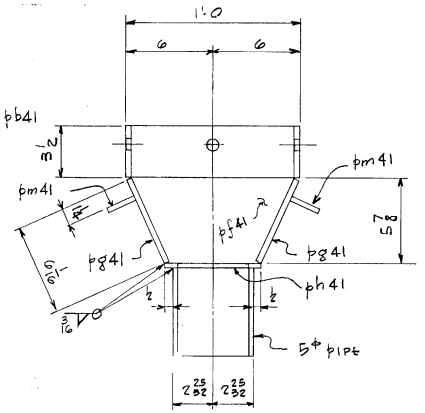

SECTION "B-B"

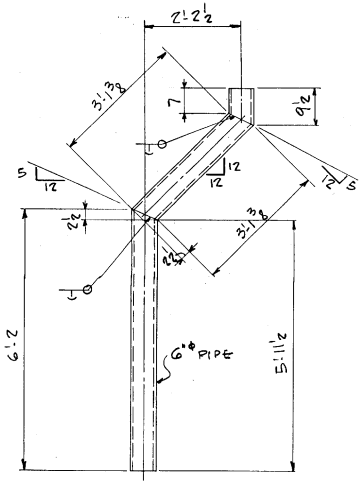

12 DOWNSPOUTS - MK DP1

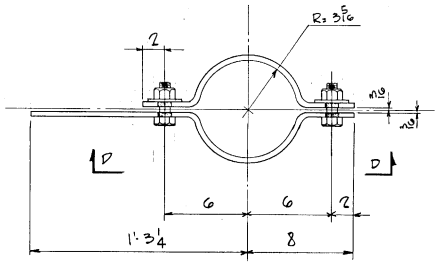

24 CLAMPS - MK CL1

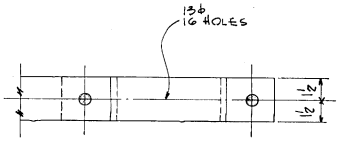

SECTION "D-D"

SHOP BILL

LINE	ASS'BLY MARK	NO.	SHAPE	SECTION	LENGTH FT.	LENGTH IN.	REMARKS	WEIGHT
1								
2								
3		12		SCUPPERS	MK	SC1		
4	pa41	24	PL	3/8 x 3 3/8	0	11 4		103
5	pb41	24	PL	3/8 x 3 1/2	1	0		113
6	pd41	12	PL	3/8 x 3 3/8	0	11 4		119
7	pf41	12	PL	5/8 x 3 3/8	0	11 4		86
8	pg41	24	PL	6 1/16 x 3/8	1	0		190
9	ph41	12	PL	6 1/16 x 3/8	0	6 9/16		52
10	pm41	48	PL	2 x 3/8	0	4		42
11	nn41	36	PL	2 1/2 x 3/4	1	0		234
12		12	5ϕ	PIPE	0	6		88
13								
14		12		DOWNSPOUTS	MK	DP1		
15		12	6ϕ	PIPE	0	9½		180
16		12	6ϕ	PIPE	3	3 3/8		756
17		12	6ϕ	PIPE	6	2		1404
18								
19								
20								
21								
22			24	CLAMPS	MK	CL1		
23		24	PL	3 x 3 3/8	1	7 ± 1/8	A-242	149
24		24	PL	3 x 3 3/8	2	3 ± 1/8	A-242	211
25		48	3/4ϕ	BOLTS	0	2½		
26		48	3/4ϕ	HEX NUTS			GALV.	18
27		48	3/4ϕ	LOCK WASH'S				
28								
29				WELD				
30				3/16	122	5'4		11
31				1/4	17	3		3
32								
33								
34								
35								
36								
37								
38								
39	ALL MAT'L TO BE WROUGHT IRON U.N.							
40								
41								
42								
43								
44								
45								
46								
47								
48								
49								
50								
51								
52								
53								
54								
55								
56								
57								
58								
59								
60								3755

No. Prints	Issued to	For	Date
5	SHOP	FAB.	5/15/85
4	V.S.H.D.	APP'L	5/16/85

CONTRACT #5 STAGE 1
F.A.I-91-1(22)

Job # 29487

THE STANDARD STRUCTURAL STEEL CO.
NEWINGTON 11, CONN.

Drawing No. 41 Made by MDR
Date April 85 Checked by W.T.
Bolts 3/4ϕ Open Holes AS NOTED
Shop Paint SEE SPECS Field Conns.
Job I-91 OVER VT. 44 & MILL BROOK
Address WEATHERSFIELD WINDSOR-HARTLAND-VT.

Revised

3/15/85 11:51:01 AM

JOSEPH MERRITT & CO. 10 8125

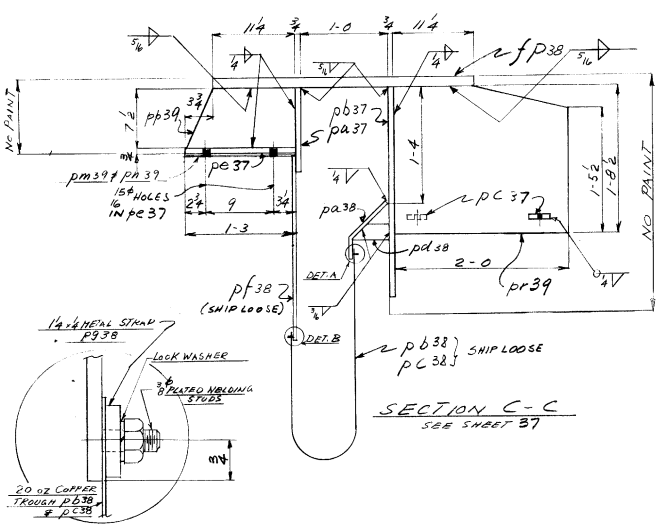

DETAIL A
DETAIL B SIMILAR

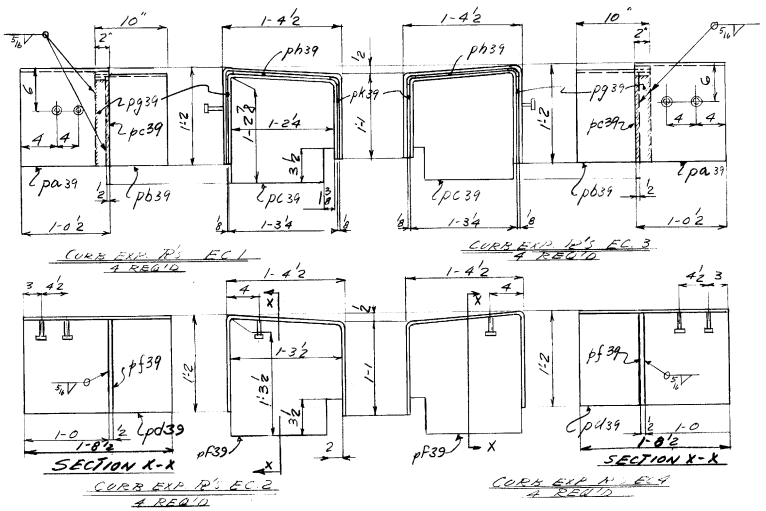

PAINT ALL SURFACES NOT IN CONTACT WITH CONCRETE

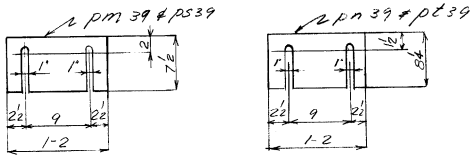

SHOP BILL

LINE	ASS'BLY MARK	NO.	SHAPE	SECTION	LENGTH FT.	LENGTH IN.	REMARKS	WEIGHT
1								
2		4		CURB EXP. R's EC 1				
3		4	"	" " EC 3				
4								
5	pa39	8	PL	12" x 1/2	3	7 1/2	ABOUT, BENT	630
6	pb39	8	PL	10" x 1/2	3	5 1/2	A	491
7	pc39	8	PL	14 3/4" x 1/2	1	24		245
8	pg39	8	FL	2" x 1/2	1	0		7
9	ph39	8	FL	2" x 1/2	1	2	A 36	8
10	pk39	8	FL	2" x 1/2	0	11		6
11								
12								
13		4		CURB EXP. R's EC 2				
14		4	"	" " EC 4				
15								
16	pd39	8	PL	20 1/2" x 1/2	3	7 1/2	ABOUT, BENT	1032
17	pf39	8	PL	15" x 1/2	1	3 1/2		278
18								
19								
20								
21								
22		32		1/2" STUDS	0	3	A 36	5
23								
24		SHIMS FOR EXP. DAM						
25	pm39	24	PL	7" x 1/2	1	2	A-36	92
26	pn39	36	PL	8 1/4" x 1/2	1	2	A-36	153
27								
28	pp39	68	PL	7" x 1/2	1	3	A-36	1110
29	pr39	64	PL	20" x 1/2	2	0	A-36	4272
30	A							
31		FIELD BOLTS						
32		40	7/8" ø	H.S. BOLTS	0	3 1/4	A-325	51
33		80	7/8" ø	HEX NUTS				
34		80	7/8" ø	HARDENED WASHERS				
35								
36	pS39	16	PL	7 1/2" x 1"	1	2		484
37	pt39	24	PL	8 1/4" x 1"	1	2		801
38				WELD				
39				5/16	571	8		142
40				1/4	561	5		89
41				3/16	36	10 3/8		3
42	ALL MAT'L TO BE ASTM A-242 U.N.							
43								
44								
45								
46								
47								
48								
49								
50								
51								
52								
53								
54								
55								
56								
57								
58								
59								
60								9999

No. Prints	Issued to	For	Date
5	SHOP	Rec.	8/20/65
0	V.S.H.D.	Rev	8/3/65
5	Shop	Rev	8/20/65
1	V.S.H.D.	Rev	8/20/65
5	Shop	Rev	8/3/65
0	V.S.H.D.	Rev	8/3/65

Contract #5 Stage I FA I-91-1 (21)

Mark	Revised	Date
A		8/20/65
A		8/3/65
A		5/26/65

THE STANDARD STRUCTURAL STEEL CO.
NEWINGTON 11, CONN.

Drawing No. 29488-37 Made by N.T.
Date 4/23/65 Checked by MDR
Bolts 7/8" H.S. Open Holes
Shop Paint SEE SPEC'S Field Conns.
Job I-91 OVER VT. 44 & MILL BROOK
Address HEATHERSFIELD - WINDSOR, HARTFORD, VT.

5/15/65

JOSEPH MERRITT & CO. 10 SIZES N. Y. C.

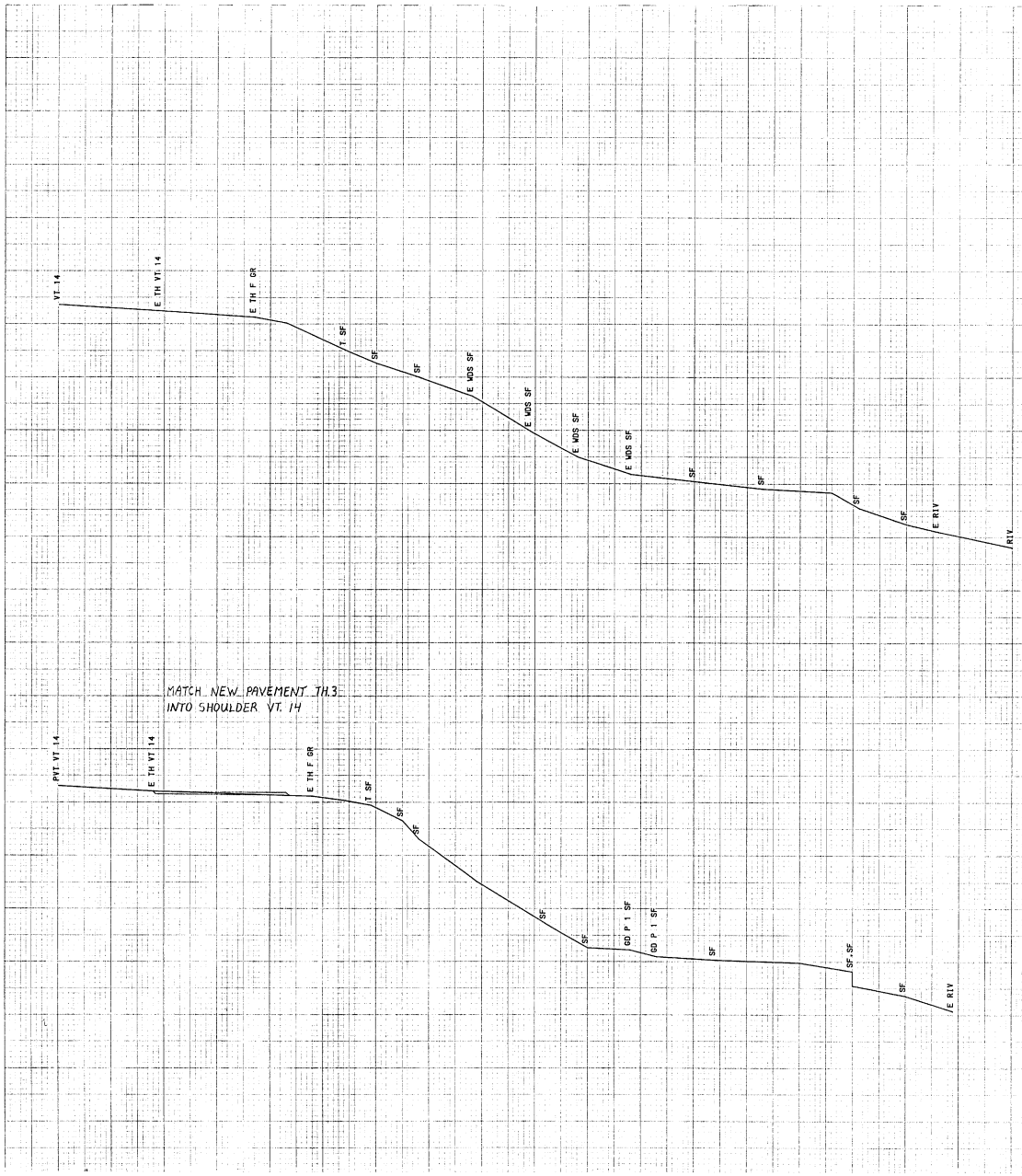



SCALE 10 FEET

FROM STA. 5+13		TO STA. 5+25	
PROJECT NAME	SHARON M2	VT RTE 14	
NO.	TH2504		PLOTTED 03/12/93
SURVEYED BY	WARNER	01/93	0376
SHEET 35 OF 55 SHEETS			

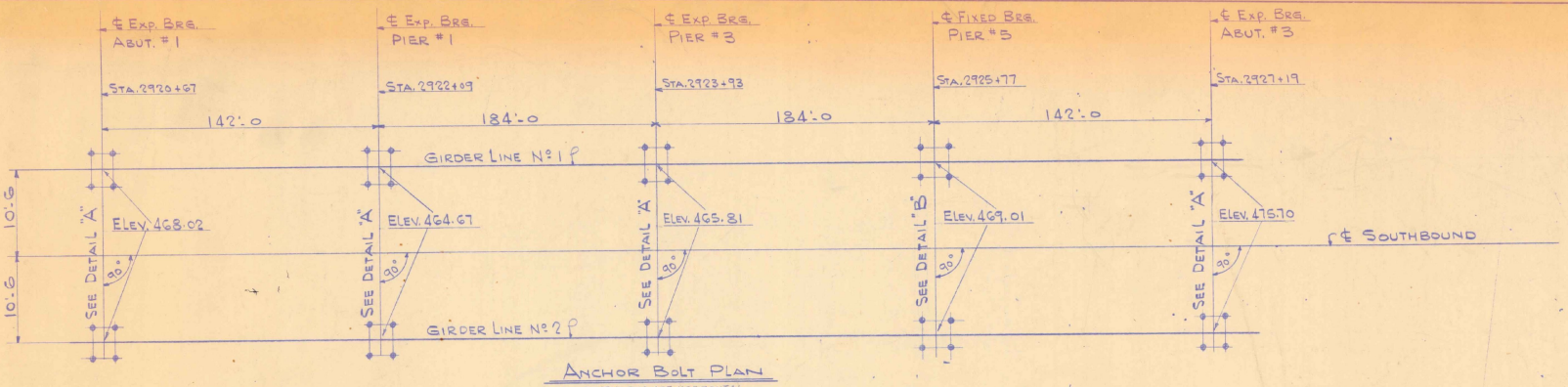

Anchor Bolt Plan

All dimensions are horizontal

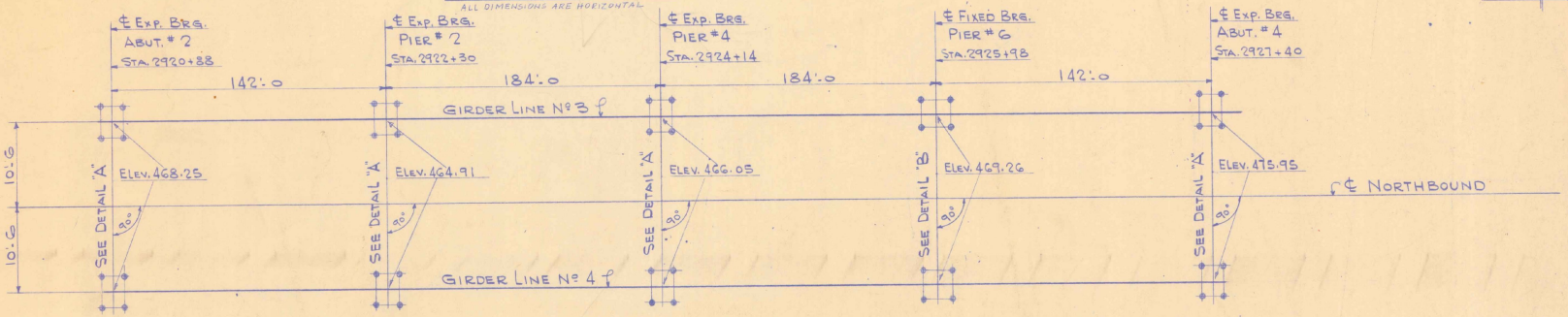

Anchor Bolt Plan

All dimensions are horizontal

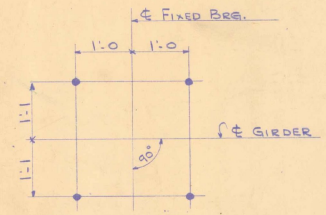

Anchor Bolt Setting Detail

For Piers 5 & 6

Brg. Det'l "B"

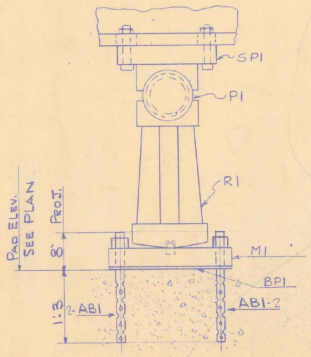

Detail "A"

(Expansion Brg.)

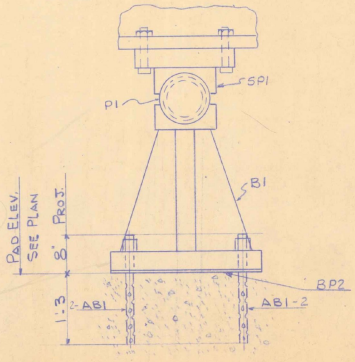

Detail "B"

(Fixed Brg.)

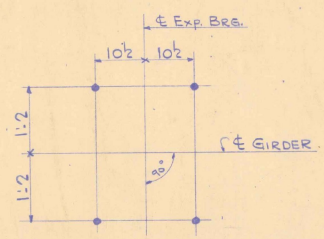

Anchor Bolt Setting Detail

For Abut.'s 1, 2, 3 & 4 & Piers 1, 2, 3 & 4

Brg. Det'l "A"

203-249-7661

PROJ. NO. I-91-1(21) CONTR. #5

No. Prints	Issued to	For	Date
4	VSHD	[illegible]	2/23/65

To be filed with Record Plans
A.B.M.
4/7/67

Revised

THE STANDARD STRUCTURAL STEEL CO.
NEWINGTON 11, CONN.

Drawing No. 29485-88-E1 Made by
Date 2-5-65 Checked by A.S.
Bolts H.S. Open Holes As Noted
Shop Paint See Det. Field Conns. H.S. Bolts
Job I-91 OVER VT44 & MILLBROOK
Address WINDSOR, VERMONT



FOR BRACING MARKS NOT SHOWN SEE SHT. E4, E5 & E6

Cont 29485 - Plate Girders
29486 - Floor Beams & Outriggers
29487 - Stringers & Bracing

VB = Vertical Bracing

= GIRDER SPLICE

= STRINGER SPLICE

= H.S. BOLT LENGTHS (GIRDER SPLICES)

FRAMING PLAN - NORTHBOUND

(Note: All dimensions are horizontal)

Cont #5 Stage I
FAI-91-1(21)

NOTES

FOR LENGTHS OF H.S. BOLTS SEE DWG E8

ALL H.S. BOLTS TO BE TIGHTENED BY THE "TURN OF THE NUT" METHOD - USE WASHER UNDER ELEMENT TURNED.

No. Prints	Issued to	For	Date
4	VSHD	Info	6/2/65
4	VSHD	Appl	3/29/65

Revised

THE STANDARD STRUCTURAL STEEL CO.
NEWINGTON 11, CONN.

Drawing No. E2 Made by ELA
Date 3/25/65 Checked by WJ
Bolts 7/8 & 11.5 Open Holes 15/16 &
Shop Paint Field Conns. Bolted
Job I91 over Vt. 44 & Mill Brook
Address Weatherfield - Windsor - Hartland, Vt

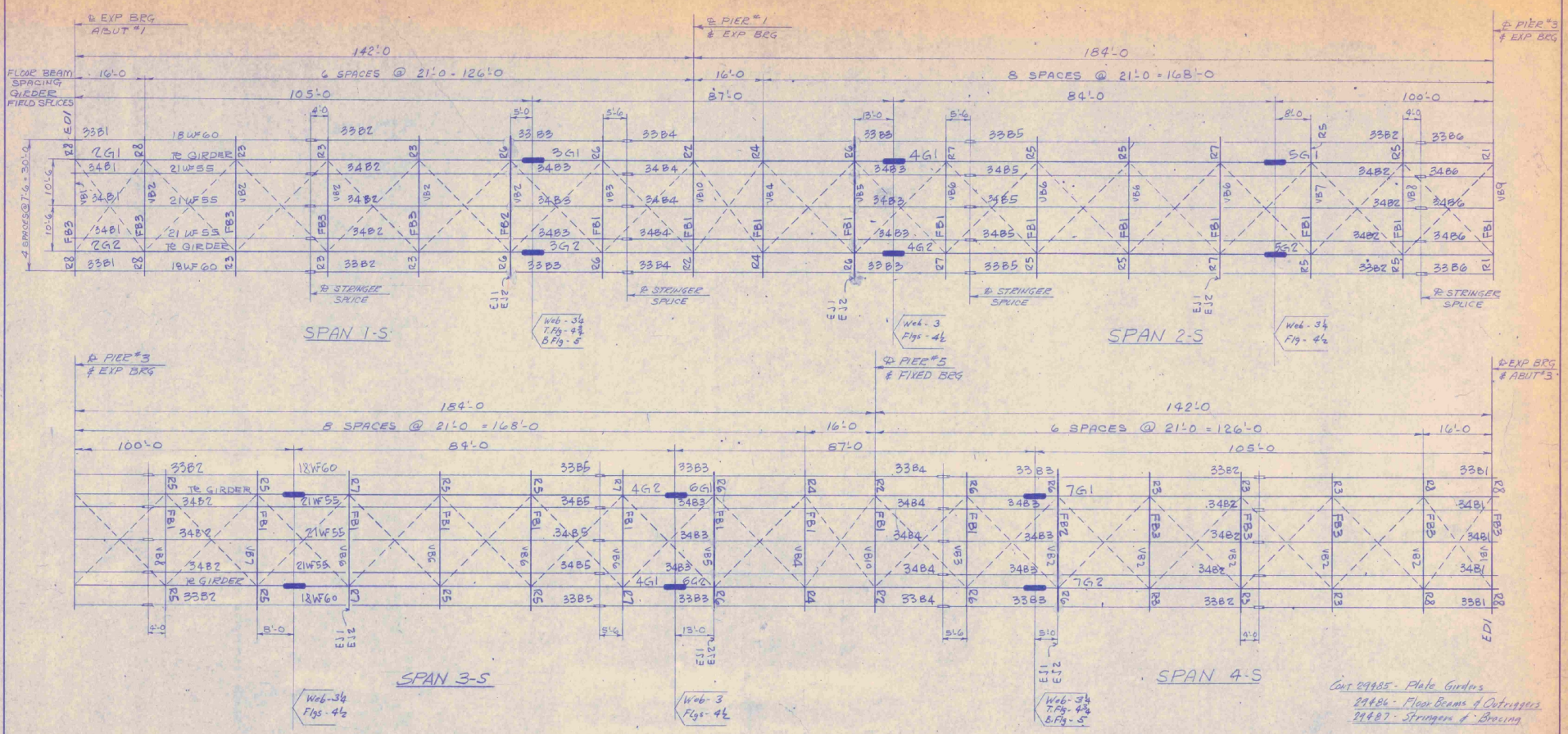

Cont 29485 - Plate Girders
29486 - Floor Beams & Outriggers
29487 - Stringers & Bracing

VB = VERTICAL BRACING

= GIRDER SPLICE

= STRINGER SPLICE

= H.S. BOLT LENGTHS (GIRDER SPLICES)

FRAMING PLAN - SOUTHBOUND

(NOTE: ALL DIMENSIONS ARE HORIZONTAL)

FOR BRACING MARKS NOT SHOWN SEE SHT E4, E5 & E6

NOTES

FOR LENGTHS OF H.S. BOLTS SEE DWG E8

ALL H.S. BOLTS TO BE TIGHTENED BY THE "TURN OF THE NUT" METHOD - USE WASHER UNDER ELEMENT TURNED.

Cont. # 5 Stage I
FAI-91-1(21)

No. Prints	Issued to	For	Date
4	VSHD	Info	5/6/65
4	VSHD	Appl	8/29/65

Revised

THE STANDARD STRUCTURAL STEEL CO.
NEWINGTON 11, CONN.

Drawing No. E3 Made by ELA
Date 3/25/65 Checked by WT
Bolts 7/8 ⌀ H.S. Open Holes 15/16 ⌀
Shop Paint Field Conns. Bolted
Job I 91 over Vt. 44 & Mill Brook
Address Weathersfield - Windsor - Hartland, Vt.

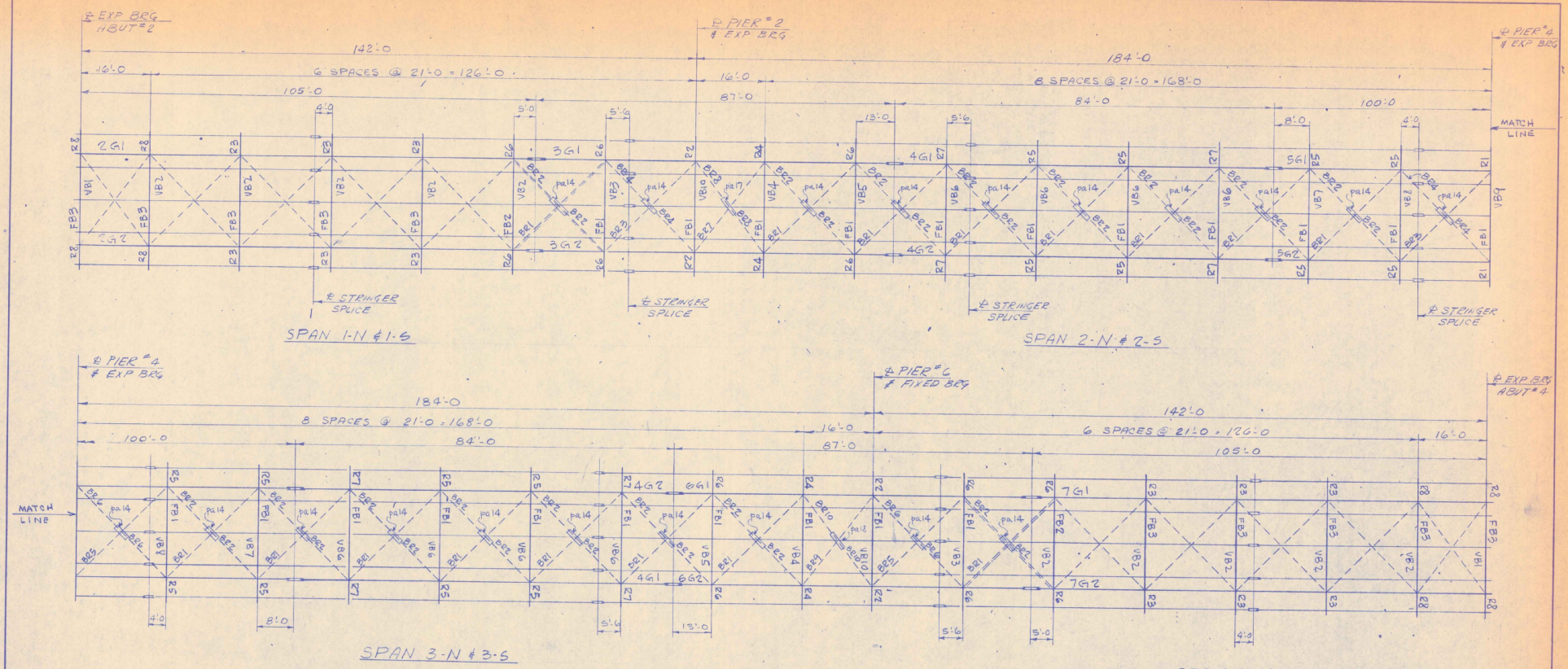

FRAMING PLAN - NORTHBOUND & SOUTHBOUND

ALL DIMENSIONS ARE HORIZONTAL

TOP BRACING

FOR OTHER BRACINGS SEE SHT. E5 & E6

VB = Vertical Bracing

Cont 29485 - Plate Girders
29486 - Floor Beams & Outriggers
29487 - Stringers & Bracing

Cont #5 Stage I
FAI-91-1(21)

No. Prints	Issued to	For	Date
4	VSHD	Appl	9/7/65
6	VSHD	Appl	9/8/65

4/30/65
Revised

THE STANDARD STRUCTURAL STEEL CO.
NEWINGTON 11, CONN.

Drawing No. E4 Made by FLA
Date 3/25/65 Checked by WJ
Bolts 7/8 & H.S. Open Holes 13/16 ϕ
Shop Paint Field Conns. Bolted
Job I-91 over Vt 44 & Hill Brook
Address Weathersfield - Windsor - Hartland, Vt.

JOSEPH MERRITT & CO. ALBANENE 1857

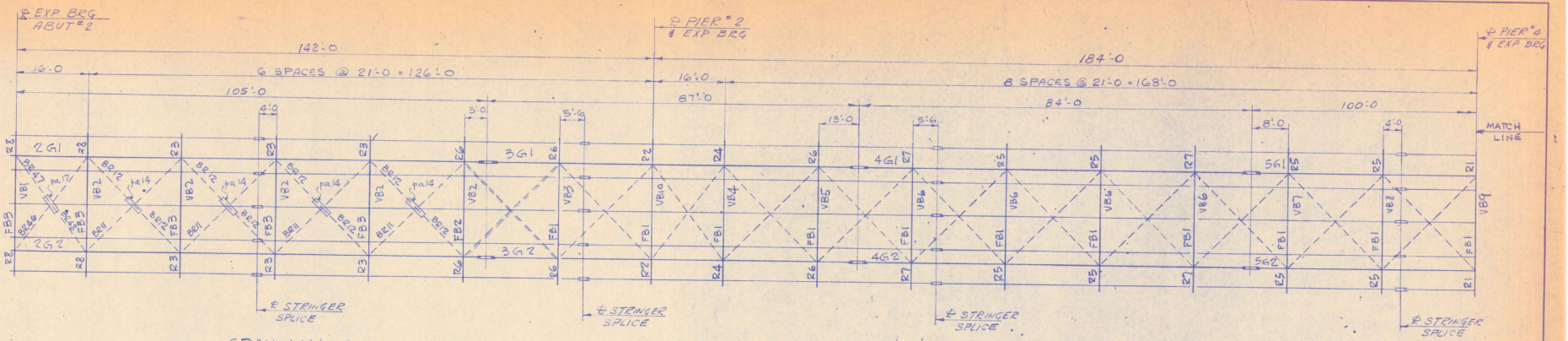

SPAN 1-N & 1-S

SPAN 2-N & 2-S

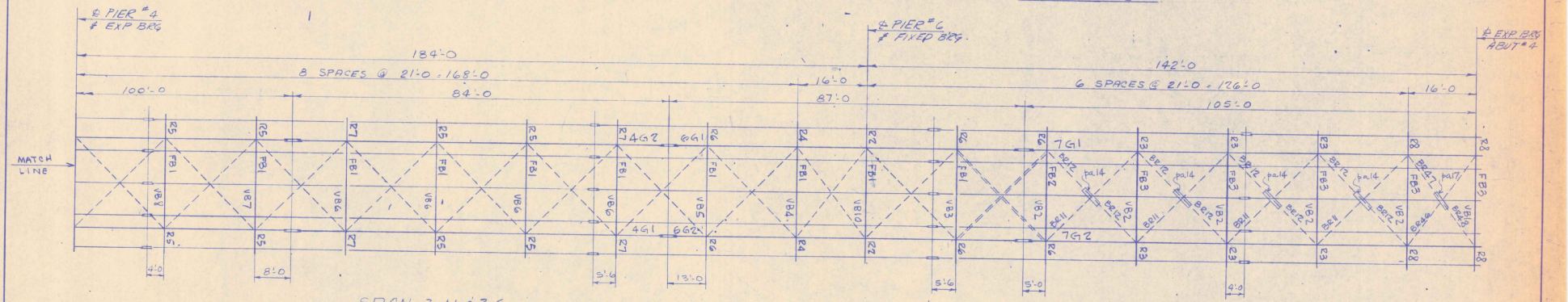

SPAN 3-N & 3-S

SPAN 4-N & 4-S

FRAMING PLAN - NORTHBOUND & SOUTHBOUND

ALL DIMENSIONS ARE HORIZONTAL

SINGLE BRACING

FOR OTHER BRACINGS SEE SHT. E4 & E6

VB = Vertical Bracing

NOTE: Web of "T's" on bottom lateral bracing to be up.

Cont 29485 - Plate Girders
29486 - Floor Beams & Outriggers
29487 - Stringers & Bracing

Cont #5 Stage I
FAI-91-1(21)

No. Prints	Issued to	For	Date
4	VSHD	Appr	9/7/65
4	VSHD	Appr	9/7/65

THE STANDARD STRUCTURAL STEEL CO.
NEWINGTON 11, CONN.

Drawing No. E5 Made by FLA
Date 3/25/65 Checked by WJ
Bolts 7/8 & 11.5 Open Holes 15/16 &
Shop Paint Field Conns. Bolted
Job I91 over Vt. 44 & Mill Brook
Address Weathersfield - Windsor - Hartland, Vt.

4/30/65
Revised

JOSEPH MERRITT & CO. ALBANENE 1957
N. Y. N.

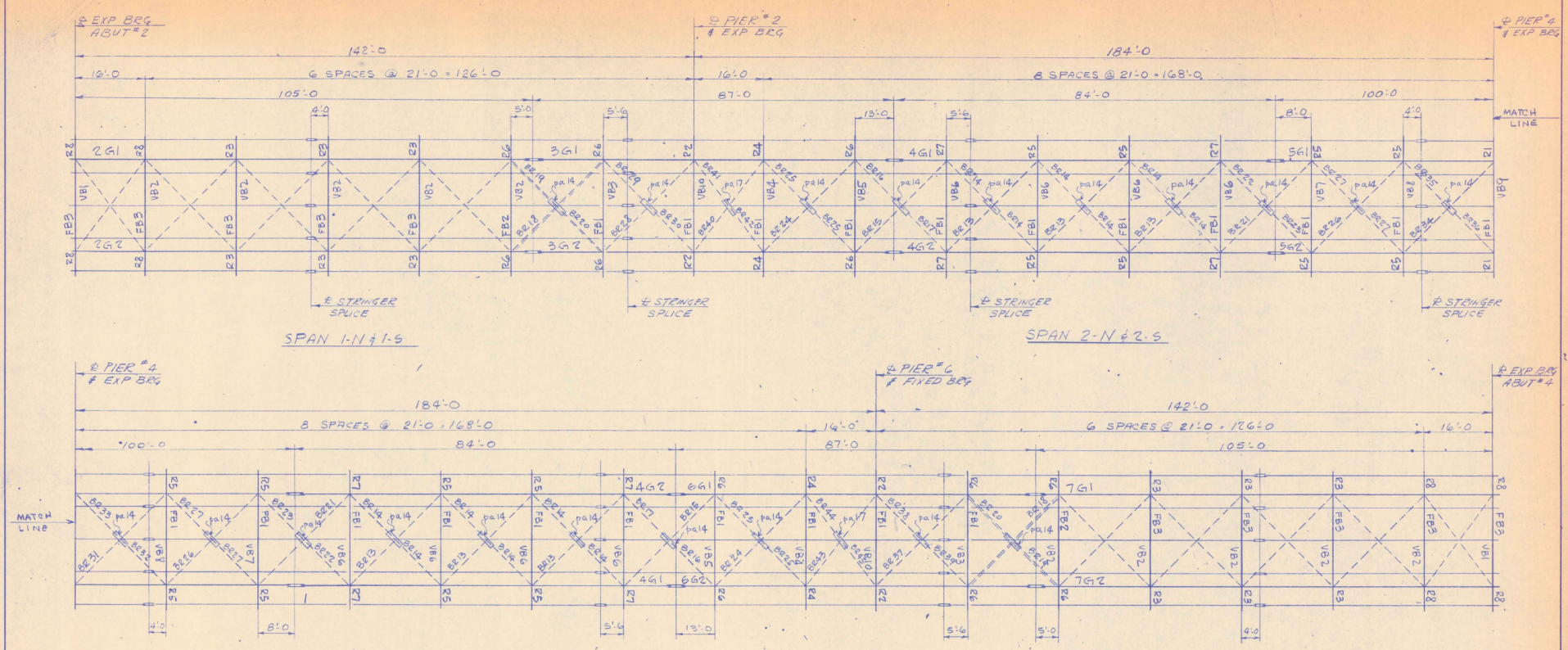

FRAMING PLAN - NORTHBOUND & SOUTHBOUND

ALL DIMENSIONS ARE HORIZONTAL

LOWER BRACING

FOR OTHER BRACINGS SEE SHT. E4 & E5

VB = Vertical Bracing

Cont 29485 - Plate Girders
29486 - Floor Beams & Outriggers
29487 - Stringers & Bracing

Cont #5 Stage I
FAI-91-1(21)

No. Prints	Issued to	For	Date
4	VSHD	Appr	4/30/65

4/30/65
Revised

THE STANDARD STRUCTURAL STEEL CO.
NEWINGTON 11, CONN.

Drawing No. E6 Made by FLA
Date 3/25/65 Checked by WJ
Bolts 7/8 ϕ H.S. Open Holes 13/16 ϕ
Shop Paint Field Conns. Bolted
Job I91 over Vt 44 & Mill Brook
Address Weatherstield - Windsor - Hartland, Vt.

JOSEPH WEBBITT & CO. ALBANENE 1907

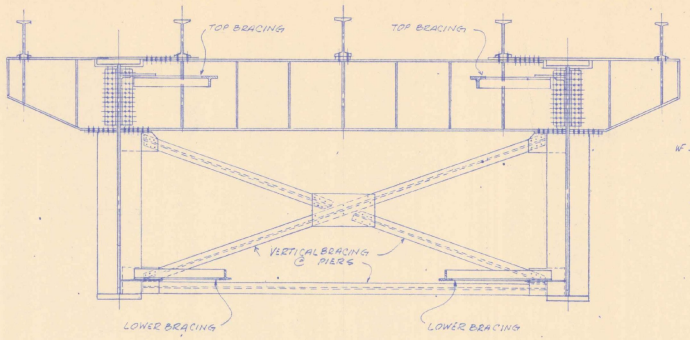

TYPICAL CROSS-SECTION @ PIERS

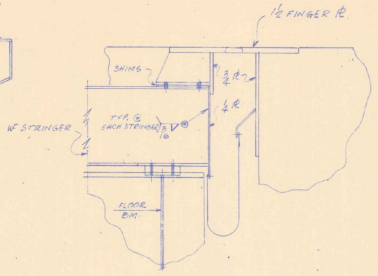

FIELD CONN. @ EXP. DAM

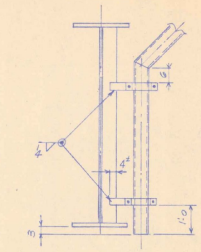

TYP. SCUPPER FIELD CONN.

Note: All field connections to be ⅞ϕ H.S. Bolts U.N.

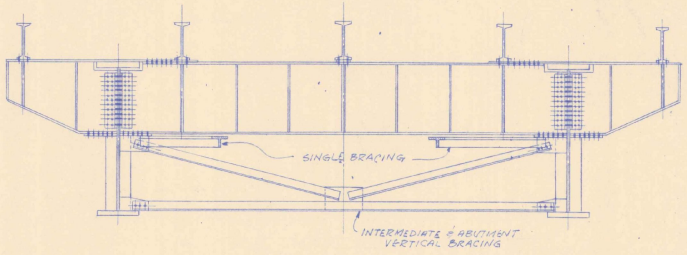

TYPICAL CROSS-SECTION @ ABUTMENTS

do do @ INTERMEDIATE FLOOR BMS

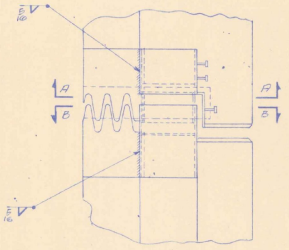

FIELD CONN. @ EXP. CURB

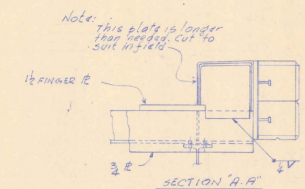

SECTION "A-A"

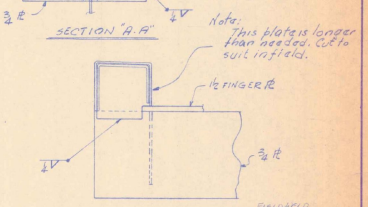

SECTION "B-B"

FIELDWELD
3/16 105'2" 9"
1/4 57'7" 9
5/16 22'0" 6
23

Contract #5 Stage 1
FAI-91-1 (21)

JOB # 29485-29488

No. Prints	Issued to	For	Date
4	VSHD	Appl	5/6/65

Revised

THE STANDARD STRUCTURAL STEEL CO.
NEWINGTON 11, CONN.

Drawing No. E7 Made by ELA & MDR
Date April 65 Checked by W.T.
Bolts Open Holes
Shop Paint Field Conns. ⅞ϕ H.S. Bolts
Job I-91 over Vt. 44 & Mill Brook
Address Weathersfield - Windsor - Hartland - Vt.

JOSEPH MERRITT & CO. ALBANENE 1937

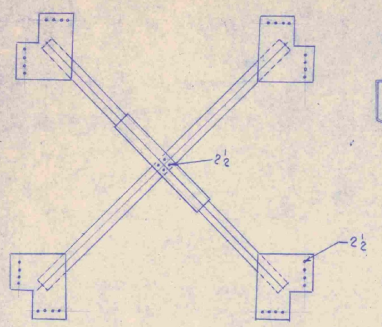

SECTION C-C
TOP BRACING

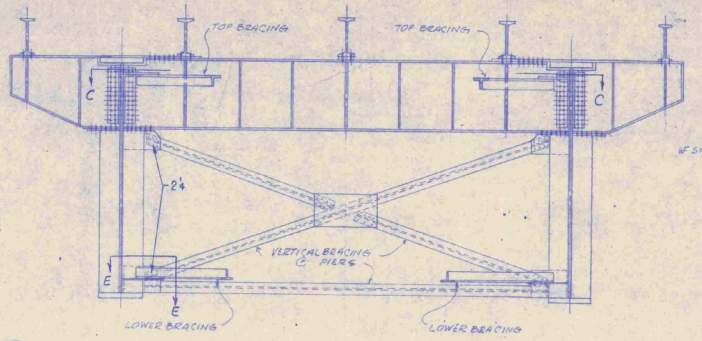

TYPICAL CROSS-SECTION @ PIERS

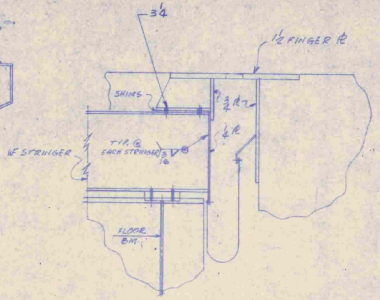

FIELD CONN. @ EXP. DAM.

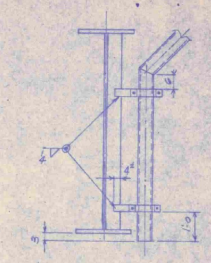

TYP. SCUPPER FIELD CONN.

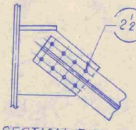

INDICATES LENGTHS OF H.S. BOLTS

SECTION E-E
LOWER BRACING

Note: All field connections to be ¾" H.S. Bolts U.N.

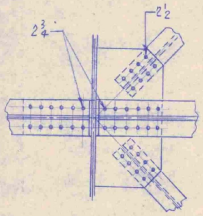

SECTION D-D
SINGLE BRACING

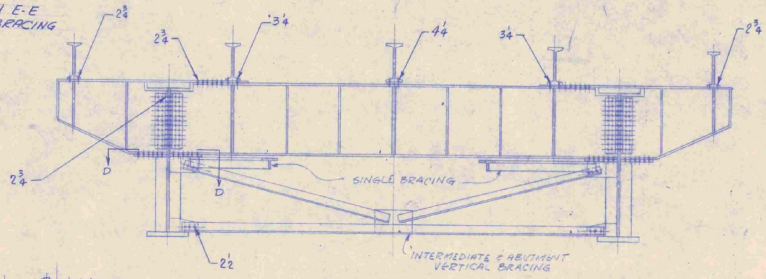

TYPICAL CROSS-SECTION @ ABUTMENTS
do do @ INTERMEDIATE FLOOR BMS

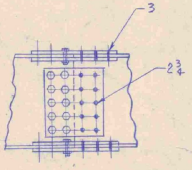

STRINGER SPLICE

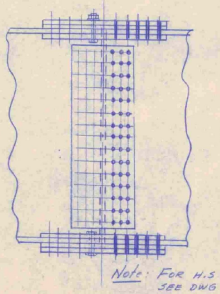

Note: FOR H.S. BOLT LGTS SEE DWG E2 & E3

GIRDER SPLICE

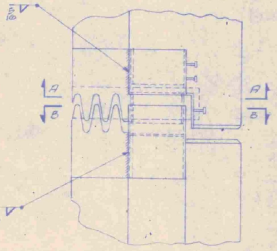

FIELD CONN. @ EXP. CURB

Note: This plate is longer than needed. Cut to suit in field.

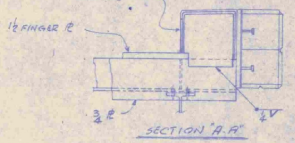

SECTION "A-A"

Note: This plate is longer than needed. Cut to suit in field.

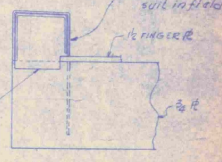

SECTION "B-B"

No. Prints	Issued to	For	Date
4	VSHD	Appr	8/1/65

Contract # E Slate 1
FAI-91-1 (21)

Job # 29435-29438

THE STANDARD STRUCTURAL STEEL CO.
NEWINGTON 11, CONN.

Drawing No. 28 — Made by ELA
Date 7-23-65 — Checked by
Bolts — Open Holes
Shop Paint — Field Conns. ¾" H.S. Bolts
Job Rt. 9 over Vt. 44 & Mill Brook
Address Northern Fabricators Hinesburg-Jericho-Hartland - Vt.

Revised

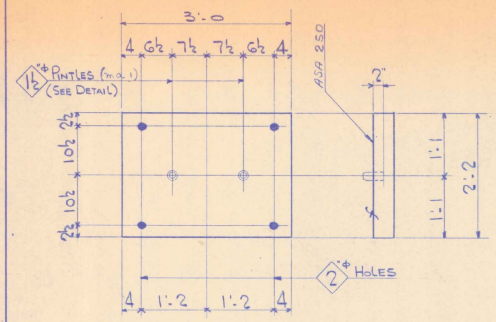

16 - MASONRY PLATES Mk. M1 (X1)

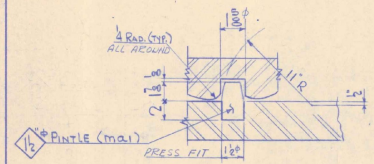

PINTLE DETAIL

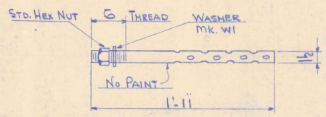

80 - ANCHOR BOLTS - Mk. AB1
NO PAINT

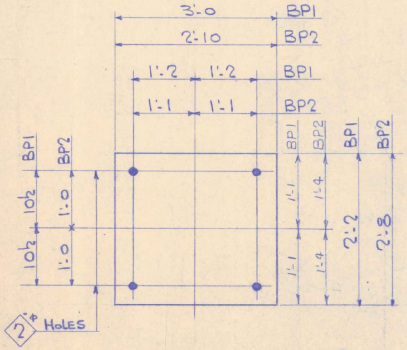

16 - BRG. PADS - Mk. BP1
4 - BRG. PADS - Mk. BP2
} No PAINT

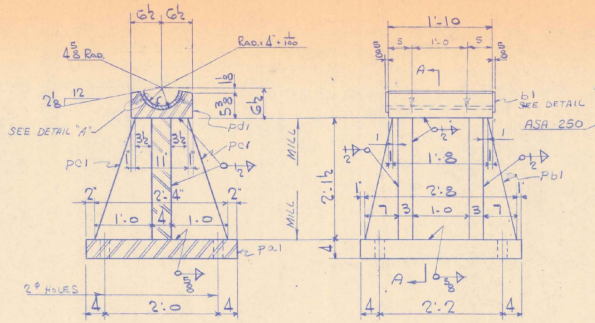

SEC A-A

4 - BOLSTERS Mk B1 (X1)

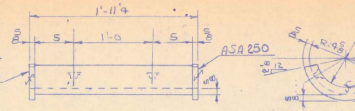

40 - BEARING Mk b1
(SEE DETAIL "A")

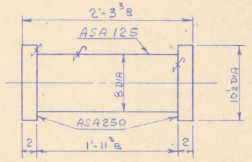

20 - PIN Mk P1 X1

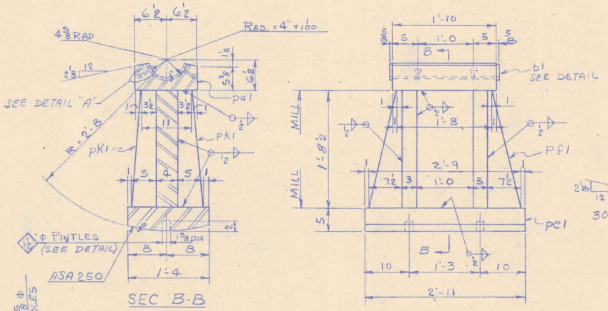

SEC B-B

16 - ROCKER Mk R1 (X1)

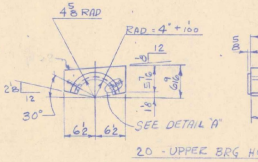

20 - UPPER BRG HOLDER pm1 (X1)

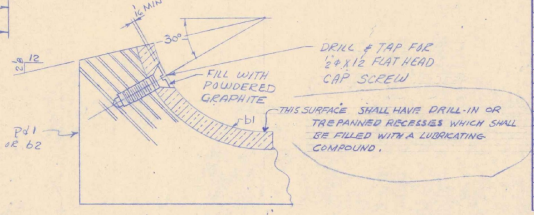

DETAIL "A"

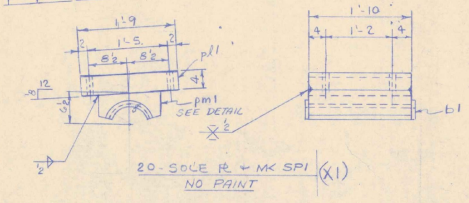

20 - SOLE PL + Mk SP1 (X1)
NO PAINT

DO NOT PAINT FINISHED SURFACES
COAT FINISHED SURFACES WITH HOT MIXTURE OF WHITE LEAD AND TALLOW

CONT 29485 &
29485 X1

SHOP BILL

MARK	ASS'BLY MARK	NO.	SHAPE	SECTION	LENGTH FT.	LENGTH IN.	REMARKS	WEIGHT
1	M1	16	PL	26 X 4	3	0	A36	1746
2	M&1	32	⅛ø	PINTLE	0	3⅜		62
3								
4								
5								
6	AB1	80	1¼ø	SWEDGE	1	11	A307	921
7		80	¼ø	HEX NUT			do	75
8	W1	80	¼ø	WASHER			do	31
9								
10								
11								
12	BP1	16	PAD	26K ½	3	0	} Mark M	—
13	BP2	4	PAD	32X ½	2	10	} Castings	—
14								
15								
16								
17	B1	4		BOLSTERS				
18	pd1	4	PL	32 X 2	2	10	A36	57.12
19	pb1	4	PL	25 2 X 4	2	8	A36	34.72
20	pc1	16	PL	12 X 3	2	1½	A36	43.24
21	ps1	4	PL	13 X 5⅛	1	10	A36	19.23
22	b1	4		S4X10.5	1	11¼	BSS ALLOY B BRONZE	75.71
23		16	½ø	x 1½ FLAT HEAD			CAP SCREW	—
24								
25	R1	16		ROCKERS				
26	pc1	16	PL	16 x 5	2	11	A36	132.89
27	pc1	16	PL	20 X 4	2	9	A36	123.63
28	PK1	64	⅛ø	S 4 X 3	1	8½	A36	17.41
29	ps1	16	PL	13 X 5⅛	1	10	A36	77.20
30	b1	16		S4X10.5	1	11¼	BSS ALLOY B BRONZE	1.360
31		64	½ø	x 1½ FLAT HEAD			CAP SCREW	—
32								
33								
34	SP1	20		SOLE PL				
35	ps1	20	PL	21 X 4	1	10	A36	41.93
36	pm1	20	PL	13 X 6	1	10	A36	50.25
37	b1	20		S4X10.5	1	11¼	BRONZE SEE ALLOY B	97.50
38		80	½ø	X 1½ FLAT HEAD			CAP SCREW	—
39								
40								
41	P1	20		PINS				
42		20	10¼ø	ROD	2	3⅜	A108 GRADE 1015-1030	13.92
43								
44				YIELD				
45				¼	55	0		359
48				⅜	40	0		40
47								
48	All	Steel		designated	A36 = A36-62T			
49								
50								
51								
52								
53								
54								
55								
56								
57								
58								
59								
60								1247.9

PROJECT # I 91-1(21) CONT'S

No. Prints	Issued to	For	Date
4	V.S.H.D.	Appl	6/10/65
4	Shop	Fab	6/10/65
4	V.S.H.D.	Appl	9/9/65

THE STANDARD STRUCTURAL STEEL CO.
NEWINGTON 11, CONN.

Drawing No. 1 Made by ELA
Date 2-2-65 Checked by A.S.
Bolts Open Holes AS NOTED
Shop Paint SEE SPECS. Field Conns.
Job I 91 OVER RT 44 & MILL BROOK
Address WINDSOR, VERMONT

Revised

STATE OF VERMONT
DEPARTMENT OF HIGHWAYS

PROPOSED IMPROVEMENT

CITY OF RUTLAND
COUNTY OF RUTLAND
TRAFFIC OPERATIONS PROGRAM
TO INCREASE CAPACITY AND SAFETY
PHASE 4 CONSTRUCTION

For project location and traffic design data refer to the Rutland TOPICS Study Report

INDEX OF SHEETS

1. Title Sheet
2-3. Typical Sections - West Street
4. Strain Pole and Footing Detail Sheet.
5. Quantity Sheet
6. Grade Sheet
7-14. Plan-Profile Sheets - West Street
15. Plan Sheet, Signal Change - West Street - Pine Street
16. Plan Sheet, Signal Change and Curbing - North Main Street - Woodstock Avenue
17. Details of Overhead Traffic Sign Support, Columbian Avenue - 73+17
18. Details of Overhead Traffic Sign Support, Columbian Avenue - 75+63
19. B-5 Typical Slope Rounding 12/6/71
20. B-71 Residential and Commercial Drives 4/20/72
21. C-2 Curbing 12/6/71
22. C-2a Drive Entrances w/Curbing 12/14/71
23. C-2b Drive Entrances w/Curbing 12/14/71
24. D-1 Cast Iron Grate, Type A 4/25/72
25. E-3 Federal Aid Const. Iden. Signs 12/14/71
26. E-4 Road Const. Approach Signs 12/14/71
27. E-5 Road Const. Signs - Paving 12/14/71
28. E-6 On-Project Const. Signs 12/14/71
29. E-33 Traffic Control Signals 12/17/71
30-75. Cross Sections - West Street

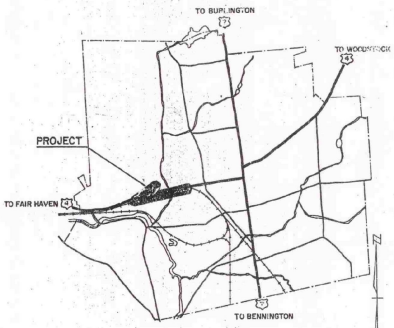

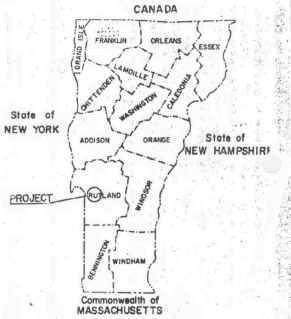

RUTLAND TOPICS T 4301 (4)
RECORD PLANS
MATERIALS

SUBBASE OF CRUSHED GRAVEL—J.P. CARRARA & SONS, INC.—NO. CLARENDON, VT.
BITUMINOUS SURFACE TREATMENT & BITUMINOUS CONCRETE PAVEMENT —
VERMONT PAVING CORP.—WALLINGFORD, VT.
STONE GRITS—L.A. DEMERS QUARRY—SHELBURNE, VT.
CONCRETE CLASS B—J.P. CARRARA & SONS, INC.—NO. CLARENDON, VT.
REINFORCING STEEL—VERMONT STRUCTURAL STEEL CORP.—BURLINGTON, VT.
OVERHEAD TRAFFIC SIGN SUPPORT, CANTILEVER & TRAFFIC CONTROL SIGNALS—
UNION METAL MANUFACTURING CO.—CANTON, OHIO.
PRECAST REINFORCED CONCRETE CURB DROP INLET, TYPE B—S.T. GRISWOLD
& CO., INC.—WILLISTON, VT.

CONTRACTOR
EARLE & MERRY, INC.
RUTLAND, VT.
RES. ENG.—E.M. GIPSON.
INSPECTOR—W. JOHNSON.
RECORD PLANS—A.G. SPIDLE.

CONTRACT
DATED—JANUARY 3, 1973.
STARTED—APRIL 9, 1973.
COMPLETED—SEPTEMBER 5, 1973.
ACCEPTED—SEPTEMBER 5, 1973.

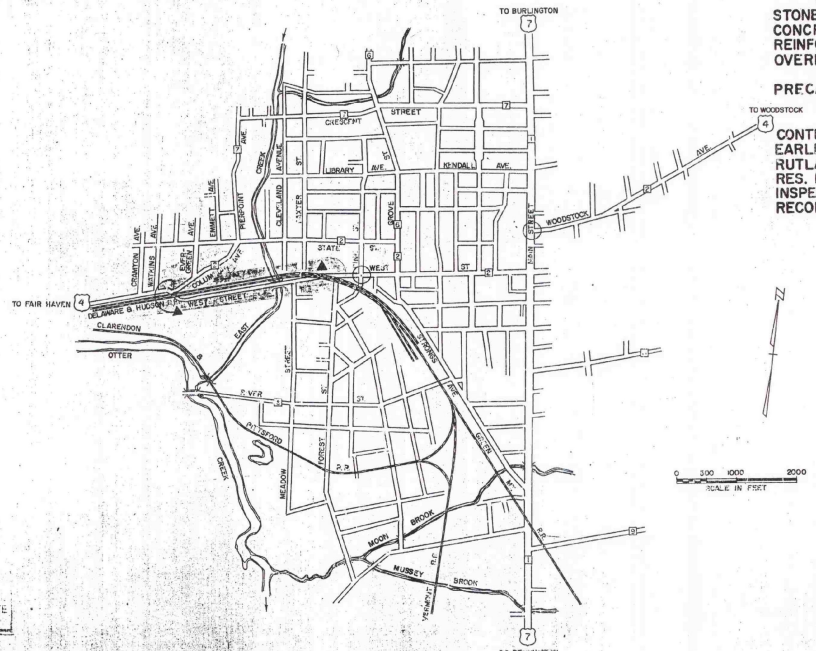

0 500 1000 2000
SCALE IN FEET

CONVENTIONAL SIGNS

COUNTY LINE
TOWN LINE
LIMITS OF ACCESS
POINT OF ACCESS
FENCE LINE
STONE WALL
TRAVELED WAY
GUARD RAIL
RAILROAD
SURVEY LINE
CULVERT
POWER POLE
TELEPHONE POLE
TREES
F.A. CONST. IDENTIFICATION SIGNS
PROPERTY LINE
R.O.W. TAKING LINE
SLOPE RIGHTS
TOP OF CUT
TOE OF SLOPE

RUTLAND TOPICS T 4301(4)
CONTRACTOR-EARLE & MERRY INC.
RUTLAND, VT.
RES. ENG.—E.M. GIPSON.
RECORD PLANS—A.G. SPIDLE.
CONSTRUCTION COMPLETED—SEPTEMBER 5, 1973.

NOTE: ANY FURTHER INFORMATION CONCERNING FINAL QUANTITIES, AMOUNTS OR OTHER DETAILS RELATIVE TO THIS PROJECT MAY BE FOUND IN EITHER THE FIELD BOOKS OR THE ESTIMATE FILE.

These plans are subject to such revisions as may be required by the Federal Highway Administration or the Chief Engineer.

Construction is to be carried out in accordance with the plans and the Standard Specifications for Highway and Bridge Construction dated January 3, 1972 as approved by the Federal Highway Administration, covering the project, including all subsequent approved revisions and such supplemental specifications and special provisions as are incorporated in these plans.

SUBMITTED BY ORDER OF THE STATE HIGHWAY BOARD
APPROVED R. H. Arnold Jr. DATE 3/27/72
CHIEF ENGINEER

DEPARTMENT OF TRANSPORTATION
FEDERAL HIGHWAY ADMINISTRATION
APPROVED _____ DATE _____
DIVISION ENGINEER

PROJECT F Nº 1301 (4)
SHEET 1 OF 75 SHEETS

S.R.S. 12/17/70

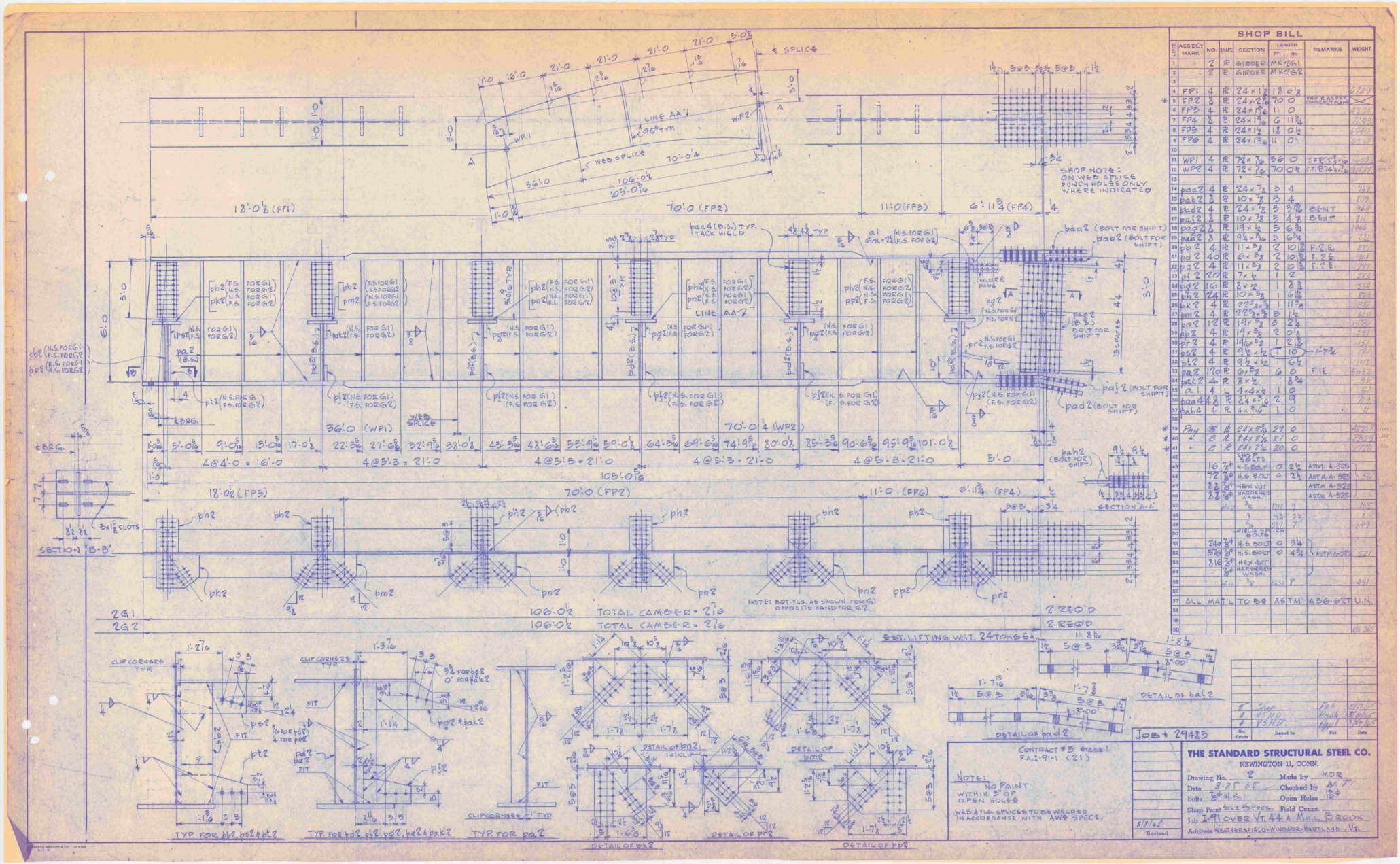
SHOP BILL
SHOP NOTE: ON WEB SPLICE PUNCH HOLES ONLY WHERE INDICATED
18'-0⅛ (FP1)
70'-0 (FP2)
11'-0 (FP3)
6'-11¾ (FP4)
36'-0 (WP1)
70'-0¼ (WP2)
105'-0 5/16
106'-0½
TOTAL CAMBER = 2 7/16
2 REQ'D
EST. LIFTING WGT. 24 TONS EA.
NOTE: NO PAINT WITHIN 3" OF OPEN HOLES
WEB & FLG. SPLICES TO BE WELDED IN ACCORDANCE WITH AWS SPECS.
CONTRACT # 5 STAGE 1 F.A. 1-91-1 (21)
JOB # 29485
THE STANDARD STRUCTURAL STEEL CO.
NEWINGTON 11, CONN.
Drawing No. 8
Made by MOR
Date 3-25-65
Checked by MT
Bolts 7/8" H.S.
Open Holes 13/16
Shop Paint SSS SPECS.
Field Conns.
Job I-91 OVER VT. 44 & MILL BROOK
Address WEATHERSFIELD-WINDSOR, HARTLAND, VT.
5/8/65 Revised
SECTION B-B'
SECTION A-A'
DETAIL OF pa2
DETAIL OF pk2
DETAIL OF pm2
DETAIL OF pp2
TYP. FOR pb2, ps2 & pt2
TYP. FOR pd2, p12, p22, pa2 & pak2
TYP. FOR pa2

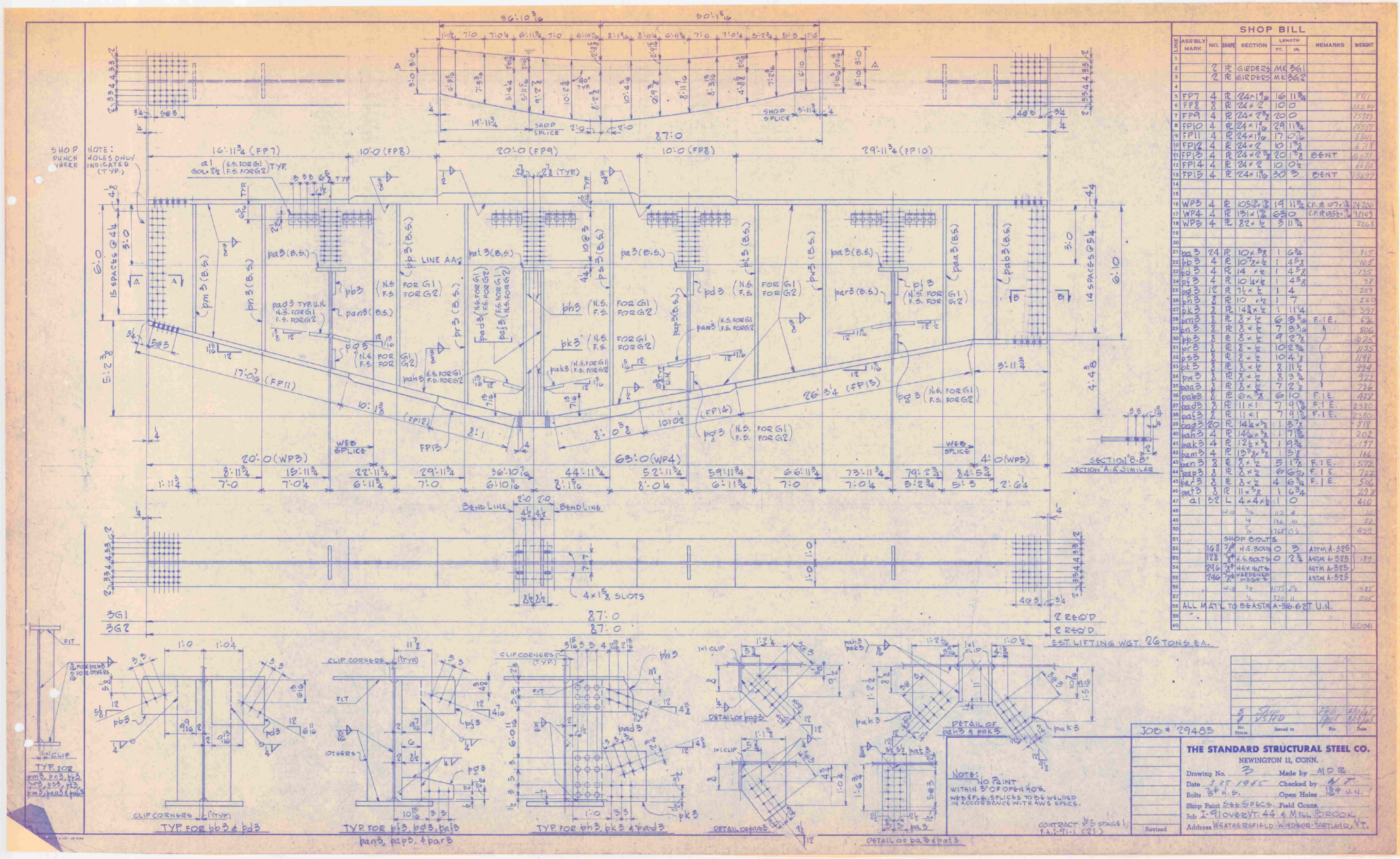

SHOP BILL

LINE	ASS'BLY MARK	NO.	SHAPE	SECTION	LENGTH FT.	LENGTH IN.	REMARKS	WEIGHT
1								
2		2	PL	GIRDER 3G1	MK			
3		2	PL	GIRDER 3G2	MK			
4								
5	FP7	4	PL	24 × 1 9/16	16	11¾		9811
6	FP8	8	PL	24 × 2	10	0		15284
7	FP9	4	PL	24 × 2 7/8	20	0		15719
8	FP10	4	PL	24 × 1 9/16	29	11¾		15537
9	FP11	4	PL	24 × 1 1/16	17	0 7/16		8641
10	FP12	4	PL	24 × 2	10	1 3/8		6718
11	FP13	4	PL	24 × 2 3/8	20	1 3/8	BENT	16031
12	FP14	4	PL	24 × 2	10	0 1/2		6610
13	FP15	4	PL	24 × 1 1/16	30	3	BENT	15827
14								
15								
16	WP3	4	PL	105 1/2" × 3/8	19	11¾	C.F. PL 107 × 1/8	24706
17	WP4	4	PL	131 × 1 3/8	63	0	C.F. PL 135 1/2" × 1/8	92149
18	WP5	4	PL	82" × 1/2	3	11¾		2268
19								
20								
21	pa3	24	PL	10 × 5/8	1	6¾		815
22	pb3	4	PL	10 7/16 × 1/2	1	4 5/8		105
23	pd3	4	PL	14 × 1/2	1	4 5/8		135
24	pi3	4	PL	10 1/16 × 1/2	1	4 5/8		98
25	pq3	12	PL	7 1/16 × 1/2	1	4		289
26	pn3	8	PL	10 × 1/2	1	7		220
27	pk3	8	PL	14 3/8 × 1/2	1	11¼		397
28	pm3	8	PL	8 × 1/2	6	3 5/16	F.I.E.	636
29	pn3	8	PL	8 × 1/2	7	3 3/16		806
30	pp3	8	PL	8 × 1/2	9	2 7/8		1025
31	pr3	8	PL	8 × 1/2	10	2 3/16		1135
32	ps3	8	PL	8 × 1/2	10	4 1/8		1148
33	pt3	8	PL	8 × 1/2	8	11 1/2		994
34	pw3	8	PL	8 × 1/2	8	3 3/16		922
35	paa3	2	PL	8 × 1/2	7	2 3/8		796
36	pab3	8	PL	6 × 3/8	6	10	F.I.E.	428
37	pad3	2	PL	11 × 1	7	9 1/16	F.I.E.	2380
38	paf3	2	PL	11 × 1	7	9 1/16	F.I.E.	2380
39	pag3	80	PL	14 1/2 × 3/8	1	3 7/8		818
40	pah3	4	PL	14 1/2 × 3/8	1	7 1/16		202
41	pak3	4	PL	12 1/2 × 3/8	1	9 3/4		197
42	pam3	4	PL	13 3/8 × 5/8	1	5 1/8		166
43	pan3	8	PL	8 × 1/2	5	1 7/8	F.I.E.	572
44	pap3	8	PL	8 × 1/2	6	6 1/16	F.I.E.	722
45	par3	8	PL	8 × 1/2	4	6 3/4	F.I.E.	506
46	pat3	8	PL	11 × 1/2	1	6 3/4		298
47	a1	32	L	4 × 4 × 1/2	1	0		410
48				7/16	112	8		16
49				1/4	136	10		22
50				5/16	765	0 1/2		439
51				SHOP BOLTS				
52		168	7/8"	H.S. BOLTS	0	3	ASTM A-325	
53		128	3/4"	H.S. BOLTS	0	2 3/8	ASTM A-325	189
54		296	7/8"	HEX NUTS (HARDENED WASHERS)			ASTM A-325	
55		246	3/4"				ASTM A-325	
56			5/16	3/8	1075	2¾		385
57				1/2	320	11		205
58	ALL MAT'L TO BE ASTM A-36-62T U.N.							
59								
60								25041

No.	Prints	Issued to	For	Date
5	5	STATE V.S.H.D.	Fab. Appr.	6/14/65 8/18/65

JOB # 29485

THE STANDARD STRUCTURAL STEEL CO.
NEWINGTON 11, CONN.

Drawing No. 3 Made by M D R
Date 8-25-1965 Checked by M T
Bolts 3/4" H.S. Open Holes 13/16" U.N.
Shop Paint SEE SPECS. Field Conns.
Job I-91 OVER VT. 44 & MILL BROOK
Address WEATHERSFIELD-WINDSOR-HARTLAND, VT.

NOTE: NO PAINT WITHIN 3" OF OPEN HOLES. WEB & FLG. SPLICES TO BE WELDED IN ACCORDANCE WITH AWS SPECS.

Revised

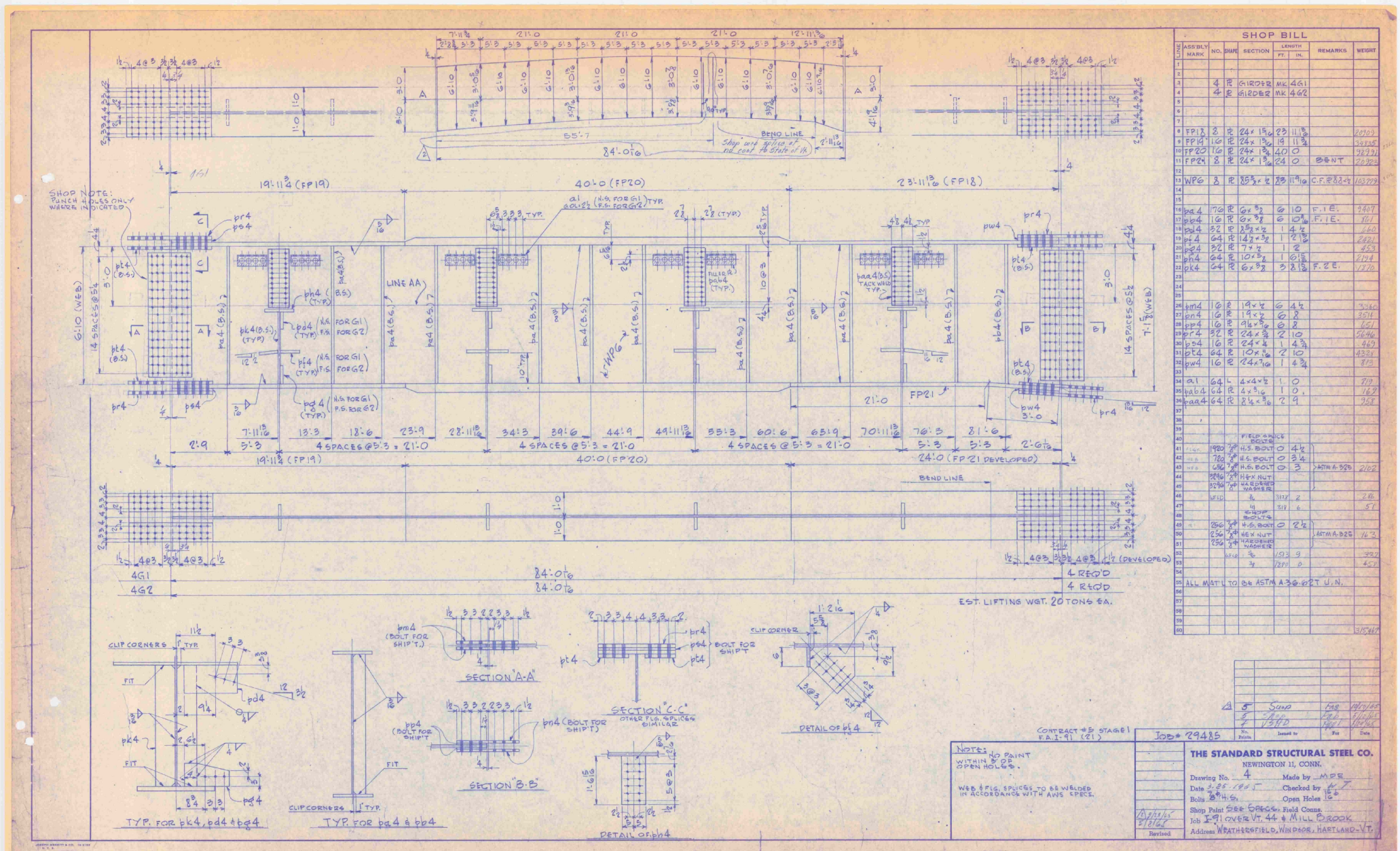

SHOP BILL

LINE	ASS'BLY MARK	NO.	SHAPE	SECTION	LENGTH FT.	LENGTH IN.	REMARKS	WEIGHT
1								
2								
3		4	PL	GIRDER MK 4G1				
4		4	PL	GIRDER MK 4G2				
5								
6								
7								
8	FP18	8	PL	24 x 1 5/16	23	11 13/16		20703
9	FP19	16	PL	24 x 1 3/8	19	11 3/4		34835
10	FP20	16	PL	24 x 1 3/8	40	0		72932
11	FP21	8	PL	24 x 1 13/16	24	0	BENT	20325
12								
13	WP6	8	PL	35 3/8 x 1/2	23	11 9/16	C.F. FP23-4	103779
14								
15								
16	pa4	176	PL	6 x 5/16	6	10	F. I E.	3407
17	pb4	16	PL	6 x 3/8	6	10 1/16	F. I E.	161
18	pd4	32	PL	3 5/8 x 1/2	1	4 1/2		660
19	pf4	64	PL	14 1/2 x 5/16	1	2 15/16		2421
20	pg4	32	PL	7 x 1/2	1	8		453
21	ph4	64	PL	10 x 5/8	1	6 15/16		2194
22	pk4	64	PL	6 x 3/8	3	8 1/2	F. 2 E.	1370
23								
24								
25								
26	pm4	16	PL	19 x 1/2	6	4 1/2		3286
27	pn4	16	PL	19 x 1/2	6	8		3514
28	pp4	16	PL	9 1/2 x 5/16	6	8		651
29	pr4	32	PL	24 x 3/4	2	10		5646
30	ps4	16	PL	24 x 1/4	1	4 3/4		467
31	pt4	64	PL	10 x 1 1/16	2	10		4328
32	pw4	16	PL	24 x 3/16	1	4 3/4		819
33								
34	a1	64	L	4 x 4 x 1/2	1	0		819
35	pa64	64	PL	4 x 5/16	1	0		162
36	paa4	64	PL	8 1/4 x 5/16	2	9		358
37								
38								
39								
40				FIELD SPLICE BOLTS				
41	FLGS	1920	7/8	H.S. BOLT	0	4 1/2		
42	WEB	720	7/8	H.S. BOLT	0	3 3/4		
43	WEB	480	7/8	H.S. BOLT	0	3	ASTM A-325	2102
44		3240	7/8	HEX NUT				
45		3240	7/8	HARDENED WASHER				
46		SFLD		3/4	3132	2		286
47				1/2	318	6		57
48				SHOP BOLTS				
49		256	7/8	H.S. BOLT	0	2 1/2		
50		256	7/8	HEX NUT			ASTM A-325	163
51		256	7/8	HARDENED WASHER				
52			6516	3/4	1513	9		4227
53				3/4	1280	0		457
54								
55	ALL MATL TO BE ASTM A 36-62T U.N.							
56								
57								
58								
59								
60								315467

5	Shop	FAS	10/7/65
4	Shop	FAS	9/15/65
3	Shop	FAS	7/14/65
No.	Issued to	For	Date

CONTRACT #5 STAGE I
F.A.I.-91 (21)

JOB# 29485

NOTES:
WITHIN 2" OF OPEN HOLES.

WEB & FLG. SPLICES TO BE WELDED IN ACCORDANCE WITH AWS SPECS.

THE STANDARD STRUCTURAL STEEL CO.
NEWINGTON 11, CONN.

Drawing No. 4 Made by MPE
Date 3-25-1965 Checked by
Bolts 7/8 H.S. Open Holes
Shop Paint SEE SPECS. Field Conns.
Job I-91 OVER VT. 44 & MILL BROOK
Address WEATHERSFIELD, WINDSOR, HARTLAND-VT.

5/8/65 Revised

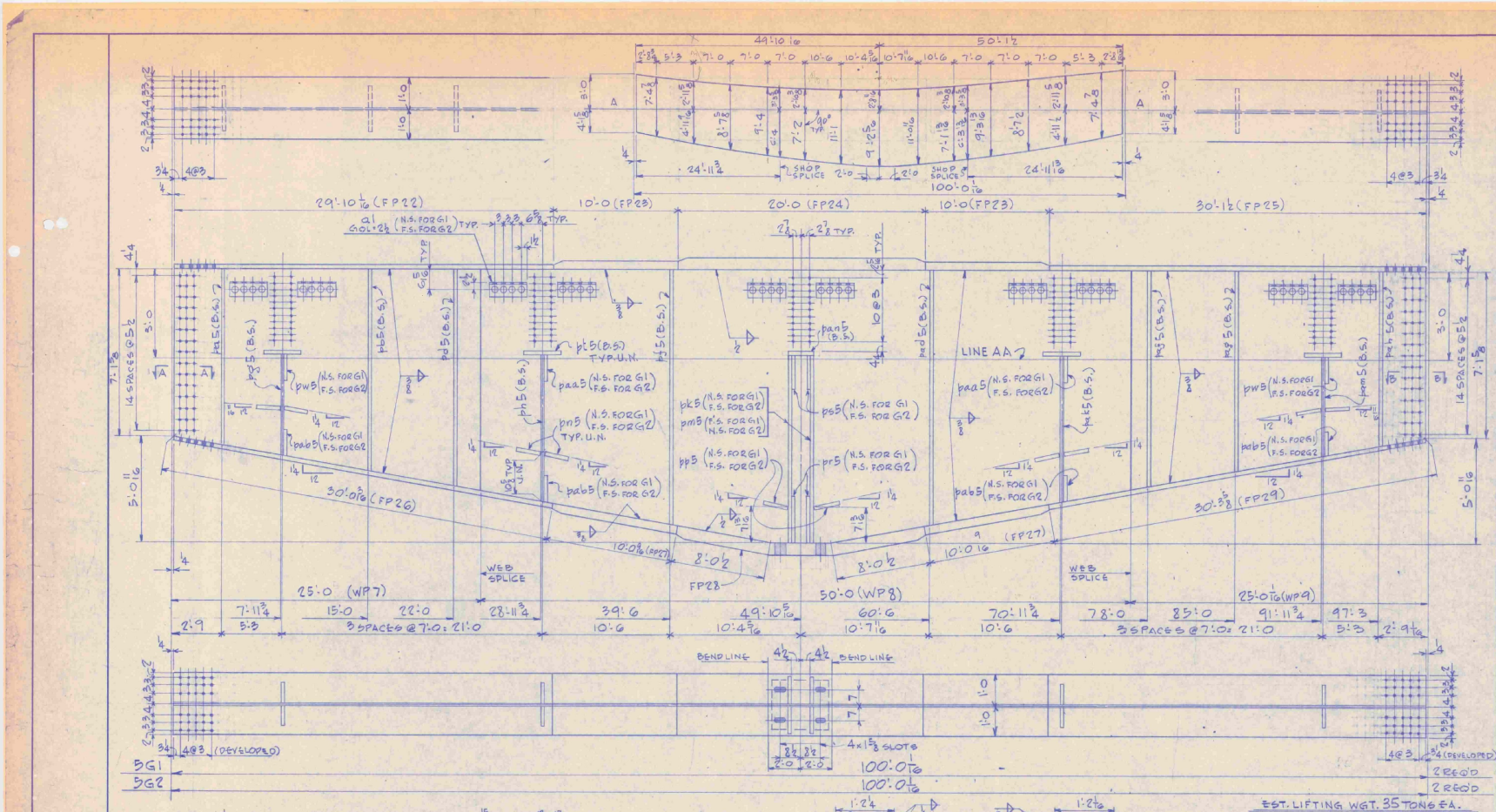

SHOP BILL

LINE	ASS'BLY MARK	NO.	SHAPE	SECTION	LENGTH FT.	LENGTH IN.	REMARKS	WEIGHT
1								
2								
3		2	PL	GIRDER MK 5G1				
4		2	PL	GIRDER MK 5G2				
5								
6	FP22	4	PL	24 × 1 3/8	29	10 1/16		17342
7	FP23	8	PL	24 × 2 7/16	10	0		14727
8	FP24	4	PL	24 × 2 1/16	20	0		18093
9	FP25	4	PL	24 × 1 3/4	30	1½		17509
10	FP26	4	PL	24 × 1 3/4	30	0 7/8		17495
11	FP27	8	PL	24 × 2 7/16	10	0 1/16		14796
12	FP28	4	PL	24 × 2 1/16	20	1	BENT	17869
13	FP29	4	PL	24 × 1 3/4	30	3 3/8		17611
14								
15								
16	WP7	4	PL	115 5/8 × 7/8	24	11 3/4		25390
17	WP8	4	PL	143 × 7/8	50	0		17400
18	WP9	4	PL	115 1/16 × 7/8	24	11 7/8		25354
19								
20								
21	pa5	8	PL	8 × ½	7	4 15/16	F.I.E.	822
22	pb5	8	PL	8 × ½	8	7 1/16		959
23	pd 5	8	PL	8 × ½	9	4 7/16		1036
24	pf 5	8	PL	8 × ½	11	11/16		1231
25	pg 5	8	PL	8 × ½	4	10		536
26	ph 5	8	PL	8 × ½	6	11 3/16		769
27	pk 5	8	PL	11 × 1	8	9 1/8		2614
28	pm 5	8	PL	11 × 1	8	9 1/8	F.I.E.	2614
29	pn 5	32	PL	14 1/4 × 5/8	1	3 7/8		1308
30	pp 5	8	PL	14 1/16 × 5/8	1	7 1/8		403
31	pr 5	8	PL	15½ × ½	1	8 3/8		366
32	ps 5	8	PL	10 7/8 × ½	1	6 5/8		234
33	pt 5	32	PL	10 × 5/8	1	6 3/4		1076
34	pw 5	8	PL	10 7/8 × ½	1	4 5/8		209
35	paa5	8	PL	14 3/4 × ½	1	4½		232
36	pab5	16	PL	7½ × ½	1	4		279
37	pad 5	8	PL	8 × ½	11	0 1/16	F.I.E.	1227
38	pa 5	8	PL	8 × ½	9	3 13/16		1034
39	pag 5	8	PL	8 × ½	8	7½		957
40	pah 5	8	PL	8 × ½	7	4 7/8		822
41	pak 5	8	PL	8 × ½	6	11		768
42	pam 5	8	PL	8 × ½	4	9 1/16	F.I.E.	536
43	pan 5	8	PL	11 × 5/8	1	6 3/4		293
44	a1	40	L	4 × 4 × ½	1	0		512
45			LONG	4	176	2		30
46				5/8 SHOP BOLTS	2002	09		500
47								
48		168	7/8 Φ	H.S. BOLT	0	3		
49		160	7/8 Φ	H.S. BOLT	0	2 3/8		1209
50		328	7/8 Φ	HEX NUT				
51		328	7/8 Φ	HARDENED WASHER				
52								
53	ALL MAT'L TO BE ASTM A-36-62T U.N.							
54			LONG	3p	1283	—		459
55				2	330	8		205
56								
57								
58								
59								
60								31681

No. Prints	Issued to	For	Date
5	Shop	Fab'n	5/17/61
4	VSHD	Info	5/18/61

CONTRACT #3 STAGE I
F.A.P. 391-1 (2)

JOB # 29485

NOTE:
NO PAINT WITHIN 3" OF OPEN HOLES.

WEB & FLG. SPLICES TO BE WELDED IN ACCORDANCE WITH AWS SPECS.

Revised

THE STANDARD STRUCTURAL STEEL CO.
NEWINGTON 11, CONN.

Drawing No. 5 Made by MOR
Date 7-25-1961 Checked by W.T.
Bolts 7/8" H.S. Open Holes 15/16 U.N.
Shop Paint SSS Specs. Field Conns.
Job I-91 over VT 44 & Mill Brook
Address WEATHERSFIELD-WINDSOR-HARTLAND - VT.

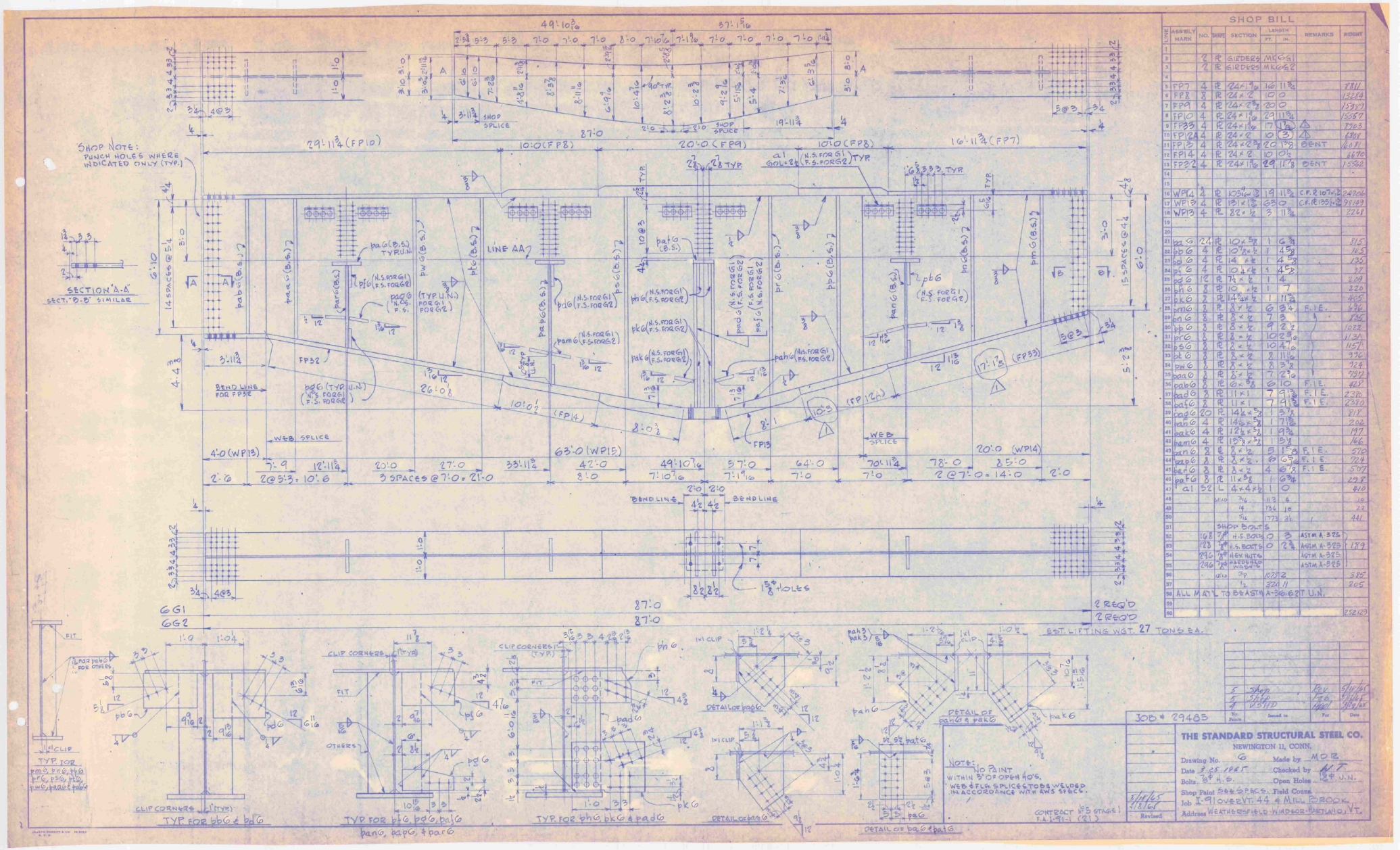

SHOP BILL

LINE	ASSEMBLY MARK	NO.	SHAPE	SECTION	LENGTH FT.	LENGTH IN.	REMARKS	WEIGHT
1		2	PL	GIRDERS MK GG1				
2		2	PL	GIRDERS MK GG2				
3	FP7	4	PL	24 x 1 9/16	16	11 3/4		7811
4	FP8	8	PL	24 x 2	10	0		13284
5	FP9	4	PL	24 x 2 3/8	20	0		13313
6	FP10	4	PL	24 x 1 9/16	29	11 3/4		15557
7	FP33	4	PL	24 x 1 9/16	17	11 3/8	⚠	8703
8	FP12	4	PL	24 x 2	10	(3)	⚠	6808
9	FP13	4	PL	24 x 2 3/8	20	1 3/8	BENT	16081
10	FP14	4	PL	24 x 2	10	10 1/2		6670
11	FP32	4	PL	24 x 1 9/16	29	11 3/8	BENT	15502
12								
13	WP14	4	PL	105 1/16 x 3/8	19	11 3/4	C.F. & I 105 1/2 x 3/8	24706
14	WP13	4	PL	131 1/2 x 1 3/8	63	0	C.F. & I 131 1/2 x 1 3/8	91189
15	WP13	4	PL	82 x 1/2	3	11 3/4		2261
16								
17	pa6	24	PL	10 x 5/8	1	6 3/4		815
18	bb6	4	PL	10 3/4 x 1	1	4 5/8		165
19	bd6	4	PL	14 x 1	1	4 5/8		135
20	bf6	4	PL	10 1/4 x 1	1	4 5/8		27
21	pd6	12	PL	7 1/4 x 1	1	4		209
22	ph6	8	PL	10 x 1/2	1	7		220
23	pk6	2	PL	14 3/4 x 1	1	11 3/4		405
24	pm6	8	PL	8 x 1/2	6	8 3/4	F.I.E.	696
25	pn6	8	PL	8 x 1/2	7	3		805
26	pp6	8	PL	8 x 1/2	9	2 1/2		1022
27	pr6	8	PL	8 x 1/2	10	2 9/16		1134
28	ps6	8	PL	8 x 1/2	10	4 7/16		1157
29	pt6	8	PL	8 x 1/2	8	11 1/16		936
30	pw6	8	PL	8 x 1/2	8	3 3/4		924
31	paa6	8	PL	8 x 1/2	7	2 3/4		797
32	pab6	8	PL	6 x 3/8	6	10	F.I.E.	427
33	pad6	8	PL	11 x 1	7	9 1/8	F.I.E.	2376
34	paf6	8	PL	11 x 1	7	9 1/8	F.I.E.	2370
35	pag6	20	PL	14 1/4 x 5/8	1	5 1/8		818
36	pah6	4	PL	14 1/4 x 5/8	1	7 15/16		202
37	pak6	4	PL	12 1/2 x 5/8	1	9 3/8		197
38	pam6	4	PL	15 3/4 x 5/8	1	5 1/8		166
39	pan6	8	PL	8 x 1/2	5	15/8	F.I.E.	570
40	pap6	8	PL	8 x 1/2	6	6 3/4	F.I.E.	724
41	par6	8	PL	8 x 1/2	4	6 3/8	F.I.E.	507
42	paf6	8	PL	11 x 5/8	1	6 3/4		298
43	a1	32	L	4 x 4 x 1/2	1	0		410
44			DEED	3/16	113	6		10
45				1/4	136	10		22
46				5/16	1773	3/4		441
47				SHOP BOLTS				
48		168	7/8	H.S. BOLTS	0	3	ASTM A-325	
49		128	7/8	H.S. BOLTS	0	2 3/4	ASTM A-325	189
50		296	7/8	HEX NUTS			ASTM A-325	
51		296	7/8	HARDENED WASHERS			ASTM A-325	
52			3/4	3P	1075	2		385
53				1/2	324	11		205
54	ALL MAT'L TO BE ASTM A-36 & 62T U.N.							
55								
56								25213

2 REQ'D
2 REQ'D

No. Prints	Issued to	For	Date
5	Shop	Rev	5/11/65
5	Shop	Rev	5/14/65
4	VSHD	Info	5/17/65

JOB # 29485

THE STANDARD STRUCTURAL STEEL CO.
NEWINGTON 11, CONN.

Drawing No. 6 Made by M.O.R.
Date 3-25-1965 Checked by M.T.
Bolts 7/8" H.S. Open Holes 13/16" U.N.
Shop Paint See Spec's. Field Conns.
Job I-91 OVER VT. 44 & MILL BROOK
Address WEATHERSFIELD-WINDSOR-HARTLAND, VT.

5/14/65 Revised

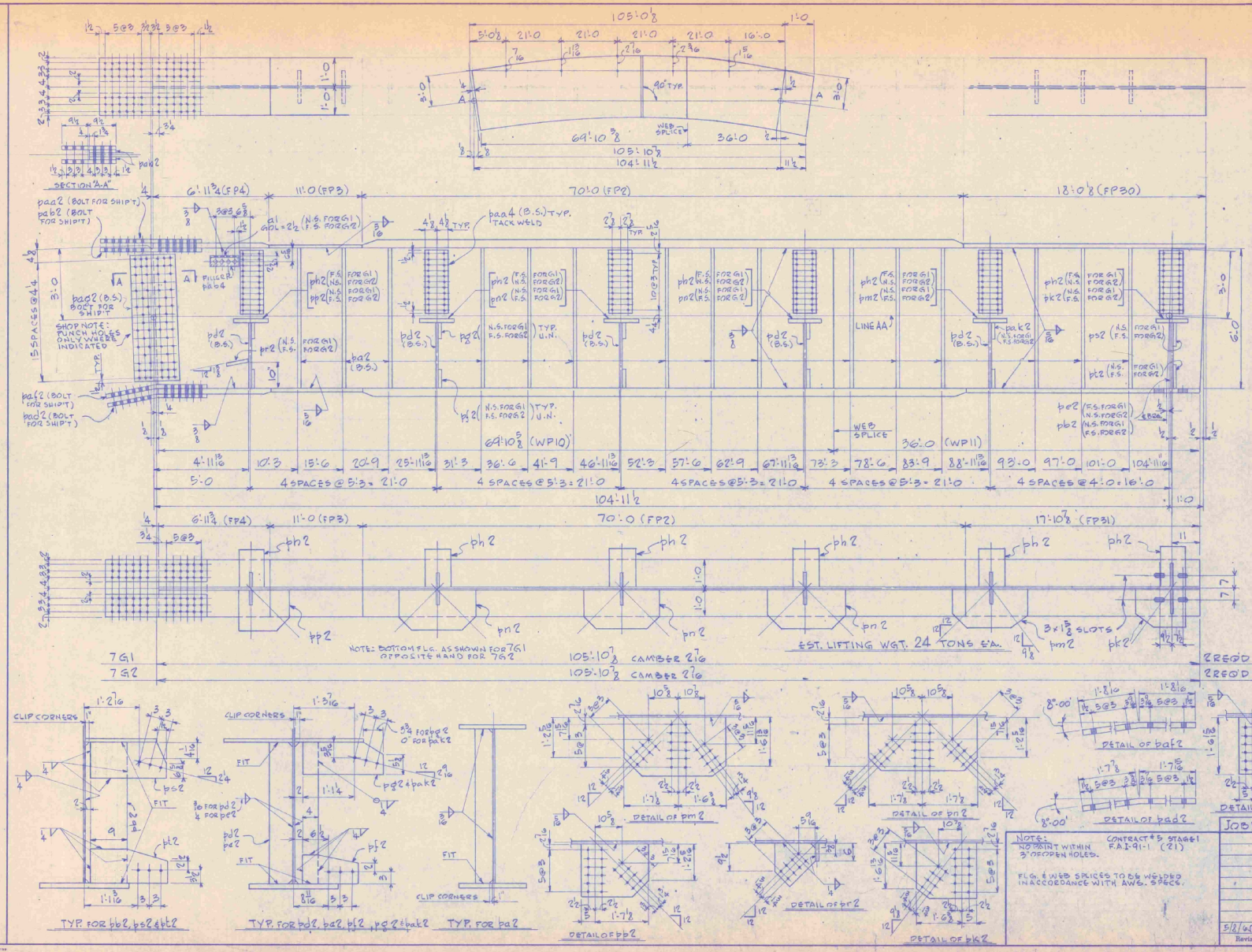

SHOP BILL

LINE	ASS'BLY MARK	NO.	SHAPE	SECTION	LENGTH FT.	LENGTH IN.	REMARKS	WEIGHT
1								
2		2	PL	GIRDER MK 7G1				
3		2	PL	GIRDER MK 7G2				
4								
5	FP2	8	PL	24 x 2 9/16	70	0	PAY & ALT. PLS. CONTRACT PLANS	93638
6	FP3	8	PL	24 x 1 3/16	11	0		8676
7	FP4	8	PL	24 x 1 9/16	6	11 3/4	-	9242
8	FP30	4	PL	24 x 1/2	18	0 1/8		6729
9	FP31	4	PL	24 x 1/2	17	10 1/8		6329
10								
11								
12	WP10	4	PL	72 x 7/16	69	10 5/8	C.F. & T. 74 4	3816
13	WP11	4	PL	72 x 7/16	36	1	C.F. & T. 72 4	1630
14								
15								
16	paa2	4	PL	24 x 7/8	3	4		969
17	pab2	2	PL	10 x 7/8	3	4		939
18	pad2	4	PL	24 x 7/8	3	3 15/16	BENT	968
19	paf2	2	PL	10 x 7/8	3	4 1/8	BENT	911
20	pag2	2	PL	19 x 1/2	5	6 3/4		1066
21	pan2	2	PL	9 1/4 x 9/16	5	6 3/4		272
22								
23								
24	pa2	120	PL	6 x 5/8	6	0	F. I. E.	5632
25	pb2	4	PL	11 x 5/8	2	10 1/8	F. I. E.	277
26	pd2	40	PL	6 x 5/8	2	10 1/8	F. I. E.	908
27	pe2	4	PL	11 x 5/8	2	10 1/8	F. I. E.	277
28	pf2	20	PL	7 x 1/2	1	2		283
29	pg2	16	PL	8 x 1/2	1	8 3/8		589
30	ph2	24	PL	10 x 5/8	1	6 15/16		829
31	pk2	4	PL	22 3/8 x 5/8	1	11 3/8		312
32	pm2	4	PL	22 5/8 x 5/8	3	1 1/2		613
33	pn2	12	PL	19 x 5/8	3	2 1/4		1576
34	pp2	4	PL	19 x 5/8	2	0 1/2		331
35	pr2	4	PL	14 x 5/8	1	2 15/16		150
36	ps2	4	PL	9 1/2 x 1/2	1	10		121
37	pt2	4	PL	9 1/2 x 1/2	1	6 1/2		102
38	pak2	4	PL	8 x 1/2	1	8 3/4		96
39								
40	a1	4	L	4 x 4 x 1/2	1	0		51
41	pab4	4	PL	4 x 5/16	1	0		11
42	paa4	48	PL	8 1/4 x 5/16	2	9		719
43								
44								
45				SHOP BOLTS				
46		16	7/8	H.S. BOLT	0	2 1/2		
47		72	7/8	H.S. BOLT	0	2 1/2	ASTM A-325	56
48		88	7/8	HEX NUT				
49		88	7/8	HARDENED WASHER				
50					624	0		155
51				FIELD SPLICE BOLTS				
52		240	7/8	H.S. BOLT	0	3 1/4		
53		576	7/8	H.S. BOLT	0	4 3/4	ASTM A-325	521
54		816	7/8	HEX NUT				
55		816	7/8	HARDENED WASHER				
56				¼	149	5		23
57				⅜	1218	9		152
58				⅝	1231	5		342
59	ALL	MAT'L TO BE ASTM A-36-62T U.N.						19579
60								

No. Prints	Issued to	For	Date
2	State	Fdg	5/18/65
2	USHD	Appvl	8/16/65

Job # 29485

THE STANDARD STRUCTURAL STEEL CO.
NEWINGTON 11, CONN.

Drawing No. 7 Made by MDR
Date 2-25-65 Checked by M.T.
Bolts 7/8 H.S. Open Holes S.C. & U.N.
Shop Paint SEE SPECS. Field Conns.
Job I-91 over Vt. 44 & Mill Brook
Address WEATHERSFIELD-WINDSOR-HARTLAND, VT.

NOTE: NO PAINT WITHIN 3" OF OPEN HOLES.

FLG. & WEB SPLICES TO BE WELDED IN ACCORDANCE WITH AWS. SPECS.

CONTRACT # 5 STAGE 1 F.A.I-91-1 (21)

5/18/65 Revised

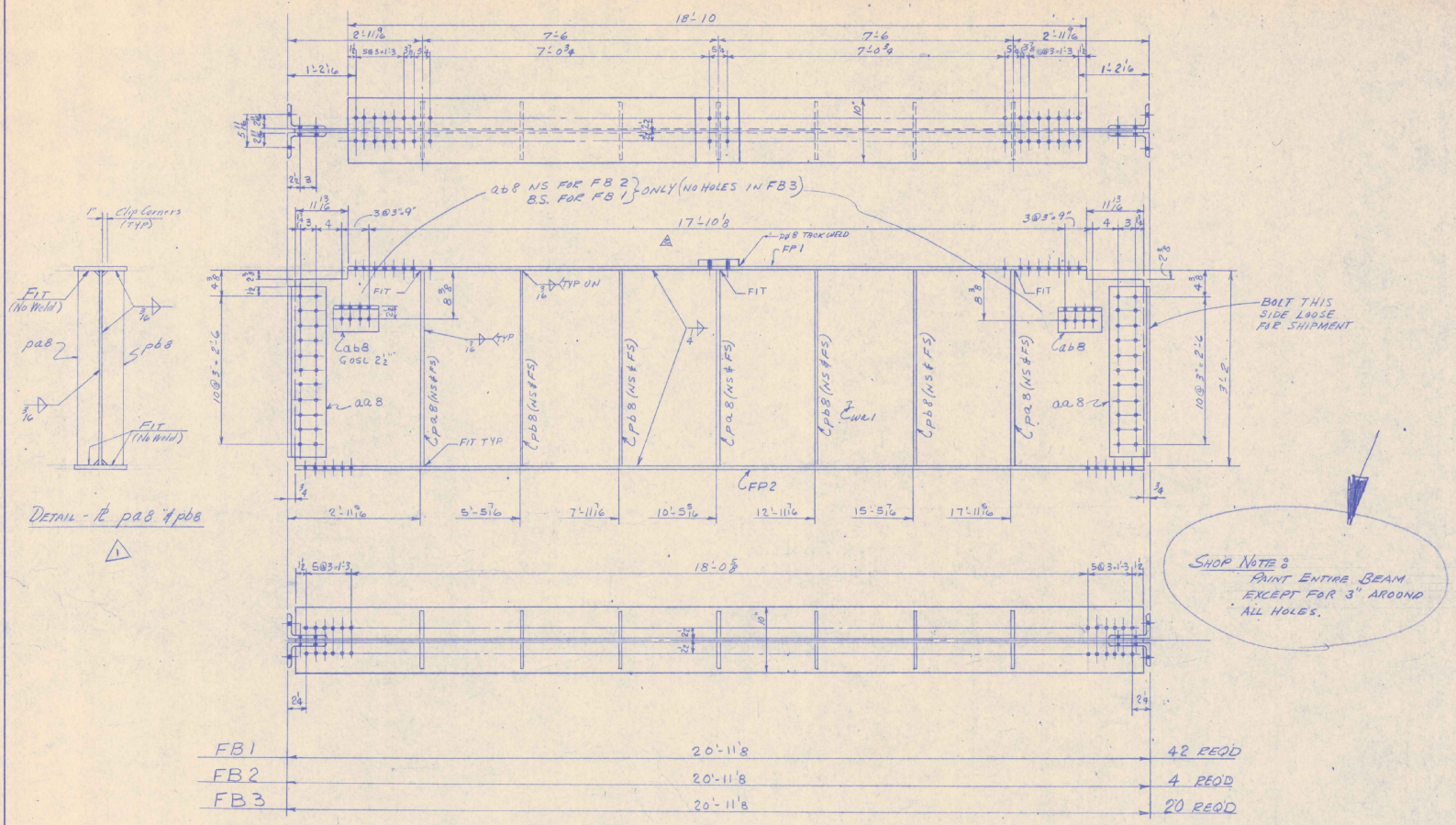

SHOP BILL

LINE	ASS'BLY MARK	NO.	SHAPE	SECTION	LENGTH FT.	LENGTH IN.	REMARKS	WEIGHT
1	FB1	42		FLOOR BEAM				
2	FB2	4		do				
3	FB3	20		do				
4	wa1	66	PL	3 5/8 x 5/16	20	9 5/8	CF39x21'-0	58815
5	FP1	66	PL	10 x 5/8	18	10		27605
6	FP2	66	PL	10 x 5/8	20	9 5/8		29828
7	aa8	264	L	7x4x1/2	2	9		12995
8	pa8	396	PL	4x1/2	3	2	F2E	8698
9	pb8	528	PL	4x1/4	3	2	F1E △1	5855
10	ab8	176	L	4x4x1/2	1	0		2253
11	pd8	66	PL	8x1 3/4		10		2664
12								
13								
14	SHOP BOLTS							
15		32	7/8 φ	x 2 HS BOLT				
16		1788	7/8 φ	x 2 1/2 HS BOLT				
17		1820	7/8 φ	WASHER			A325	1161
18		1820	7/8 φ	HEX NUT				
19								
20								
21								
22								
23								
24								
25	ALL MAT'L TO BE ASTM A36-62T UN							
26								
27								
28								
29								
30								
31								
32								
33				FIELD BOLTS				
34		1452	7/8 φ	HS BOLT		2 1/2		
35		3168	7/8 φ	HS BOLT		2 3/4		
36		528	7/8 φ	do		3		
37		2904	7/8 φ	do		3 1/4	A325	5306
38		264	7/8 φ	do		4		
39		8316	7/8 φ	HEX NUTS				
40		8316	7/8 φ	HARD WASHER				
41								
42				LELD				
43				3/16	5808	0		523
44				1/4	5231	10 1/2		837
45								
46								
47								
48								
49								
50								
51								
52								
53								
54								
55								
56								
57								
58								
59								
60								155940

PROJ # I-91-1(21) CONT # 5

No. Prints	Issued to	For	Date
5	Shop	Rev.	6/21/65
5	Shop	Rev.	5/24/65
5	Shop	Fab	5/12/65
4	VSHD	Appl	3/20/65

Revised
6/21/65 △2
5/24/65
5/8/65

THE STANDARD STRUCTURAL STEEL CO.
NEWINGTON 11, CONN.

Drawing No. 29486-8 Made by ELA
Date 3-19-65 Checked by W.T. 3-23-64
Bolts 7/8 HS Open Holes 15/16 φ △1
Shop Paint SEE SPECS Field Conns. BOLTED
Job I-91 OVER RTE 44 & MILL BROOK
Address WEATHERSFIELD, WINDSOR, HARTLAND, VT.

JOSEPH MERRITT & CO. 10 5188
N. Y. N.

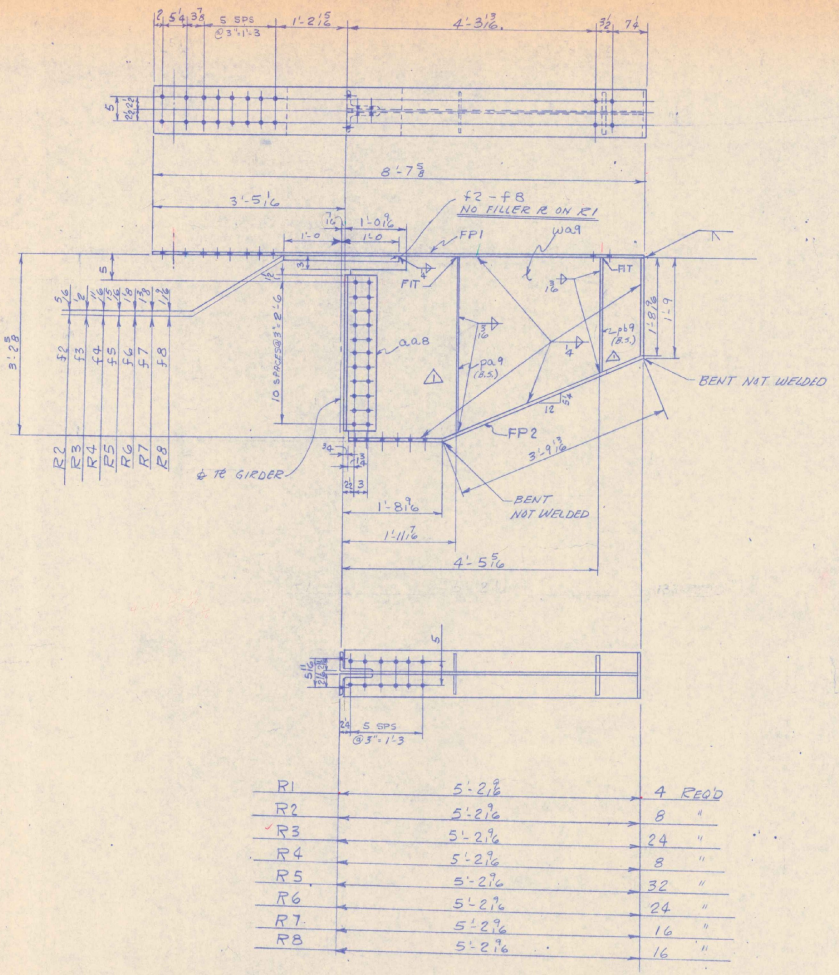

R1	5'-2 1/16	4 REQ'D
R2	5'-2 9/16	8 "
R3	5'-2 9/16	24 "
R4	5'-2 9/16	8 "
R5	5'-2 9/16	32 "
R6	5'-2 9/16	24 "
R7	5'-2 9/16	16 "
R8	5'-2 9/16	16 "

EST. LIFTING WEIGHT 1/2 TON EA.

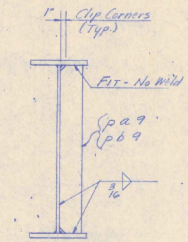

DETAIL - @ pa9 & pb9

SHOP NOTE 8: PAINT ENTIRE OUTRIGGER EXCEPT FOR 3" AROUND ALL HOLES

SHOP BILL

MK	ASS'BLY MARK	NO.	SHAPE	SECTION	LENGTH FT.	LENGTH IN.	REMARKS	WEIGHT
1	R1	4		OUTRIGGERS				
2	R2	8		"				
3	R3	24		"				
4	R4	8		"		2½		
5	R5	32		"				
6	R6	24		"				
7	R7	16		"				
8	R8	16		"				
9	WQ9	132	TR	38⅜ x 1/16	5	1 3/16		28328
10	FP1	132	PL	10 x ⅝	8	7 7/8		24765
11	FP2	132	PL	10 x ⅝	7	3		20791
12	QQ8	264	L	7 x 4 x ½	2	9		17995
13	pa9	264	TR	4 x 4	3	1 3/8	FIE	2830
14	pb9	264	TR	4 x 4	2	6 3/8	FIE	3220
15	f2	8	PL	10 x 5/16	2	0		174
16	f3	24	PL	10 x ½	2	0		832
17	f4	8	PL	10 x 1/16	2	0		332
18	f5	32	PL	10 x 1/16	2	0		2077
19	f6	24	PL	10 x 1 1/16	2	0		1869
20	f7	16	PL	10 x 1 3/16	2	0		1524
21	f8	16	PL	10 x 1 1/16	2	0		1729
22								
23								
24								
25				SHOP BOLTS				
26		2904	⅞	HS BOLT	2	2	A325	1353
27		2904	⅞	WASHER				
28		2914	⅞	HEX NUT				
29								
30								
31								
32				FIELD BOLTS				
33		2112	⅞	HS BOLT	2	8	A325	1347
34		2112	⅞	HEX NUT				
35		2112	⅞	HARD WASHER				
36								
37								
38				WELD				
39				5/16	285	0		252
40				1/4	395	9½		511
41				3/16 Butt	110	0		55
42								
43								
44								
45								
46								
47								
48								
49								
50								
51								
52								
53								
54								
55								
56								
57								
58								
59								
60								10405#

PROJ.# I-91-1(21) CONT.# 5

No. Prints	Issued to	For	Date
5	GMED	REV.	7/26/65
5	SAME	REV.	8/20/65
5	SAME	APP.	9/16/65
9	VSTD	APPR	9/21/65

5/26/65 Revised

THE STANDARD STRUCTURAL STEEL CO.
NEWINGTON 11, CONN.

Drawing No. 29486-9 Made by ELA
Date 5-18-65 Checked by W.T. 9-23-65
Bolts ⅞ HS Open Holes 13/16 ø
Shop Paint ZINC SPEC'S Field Conns. PAINTED
Job I-91 GYER RTE 44 & MILL BROOK
Address WEATHERSFIELD, WINDSOR, HARTFORD, CT.

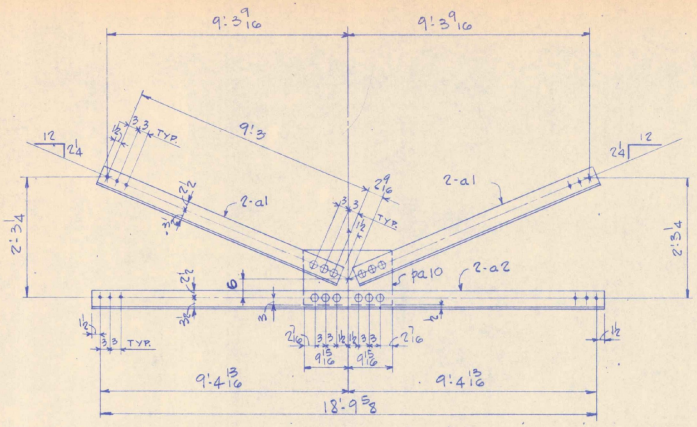

4 FRAMES MK-VB1

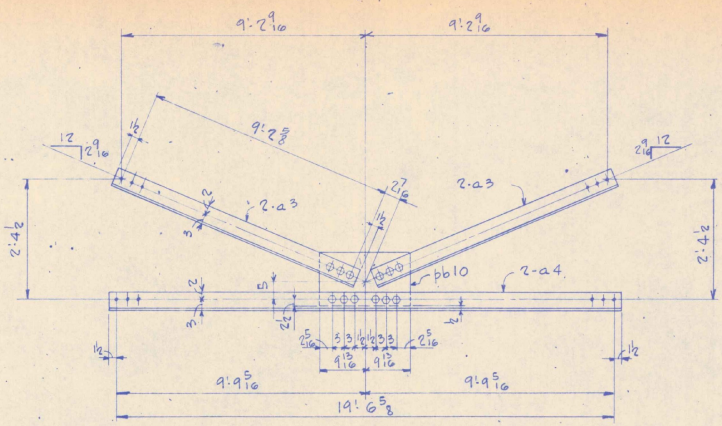

20 FRAMES MK-VB2

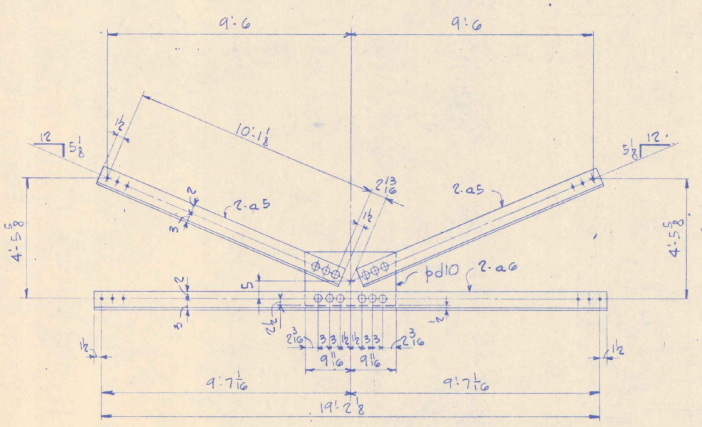

4 FRAMES MK-VB3

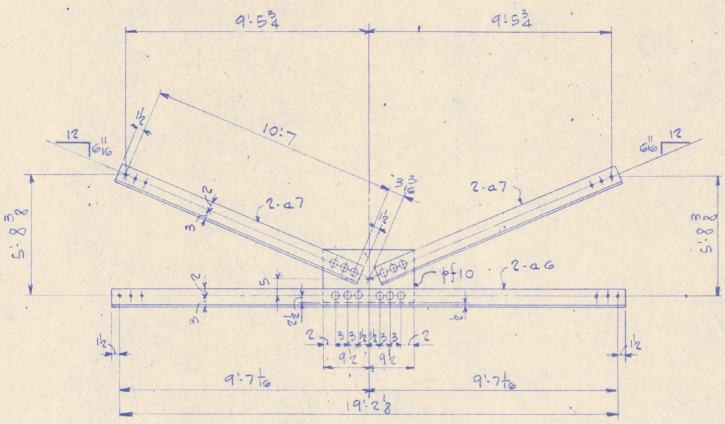

4 FRAMES MK-VB4

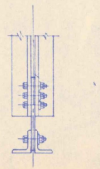

TYPICAL CROSS-SECTION

NOTES:
NO POINT WITHIN 3" OF OPEN HOLES.

CONTRACT # 5 STAGE 1
F.A.I.-91-1 (21)

JOB # 29487

5/18/65
Revised

SHOP BILL

LINE	ASS'BLY MARK	NO.	SHAPE	SECTION	LENGTH FT.	LENGTH IN.	REMARKS	WEIGHT
1								
2								
3			4	FRAME MK VB1				
4	a1	16	L	8 x 4 x 9/16	9	6		1568
5	a2	8	L	6 x 4 x 5/16	19	0 5/8		1520
6	pa10	4	PL	13 1/2 x 1/2	1	7 7/8		155
7								
8								
9								
10								
11			20	FRAME MK VB2				
12	a3	20	L	5 x 3 x 1/4	9	5 5/8		5080
13	a4	40	L	5 x 3 x 1/4	19	9 5/8		5227
14	pb10	20	PL	11 1/2 x 1/2	1	7 5/8		659
15								
16								
17								
18								
19			4	FRAME MK VB3				
20	a5	16	L	5 x 3 x 1/4	10	4 1/2		1032
21	a6	8	L	5 x 3 x 1/4	19	5 1/2		1026
22	pb10	4	PL	13 1/2 x 1/2	1	7 5/8		152
23								
24								
25								
26								
27			4	FRAME MK VB4				
28	a7	16	L	5 x 3 x 1/4	10	10		1144
29	a6	8	L	5 x 3 x 1/4	19	5 1/2		1026
30	pf10	4	PL	15 x 1/2	1	7		165
31								
32								
33								
34								
35								
36				SHOP BOLTS				
37		48	7/8 Φ	H.S. BOLT	0	2 3/4		
38		336	7/8 Φ	H.S. BOLT	0	2 1/2		
39		324	7/8 Φ	HEX NUT			ASTM-A-325	245
40		324	7/8 Φ	HARDENED WASHER				
41								
42								
43								
44				FIELD SECTION BOLTS				
45		48	7/8 Φ	H.S. BOLT	0	2 3/4		
46		336	7/8 Φ	H.S. BOLT	0	2 1/2		
47		324	7/8 Φ	HEX NUT			ASTM-A-325	245
48		324	7/8 Φ	HARDENED WASHER				
49								
50								
51								
52								
53								
54	ALL MAT'L TO BE ASTM-A36-62T U.N.							
55								
56								
57								
58								
59								
60								19262

No. Prints	Issued to	For	Date
6	JAM VSHD	Fab. Impl.	2/17/66 3/24/66

THE STANDARD STRUCTURAL STEEL CO.
NEWINGTON 11, CONN.

Drawing No. 10 Made by MDR
Date 3.25.65 Checked by AJT
Bolts 7/8 Φ H.S. Open Holes 15/16 Φ
Shop Paint See Specs. Field Conns.
Job I-91 over Vt. 44 & Mill Brook
Address Westhersfield-Windsor-Hartland, Vt.

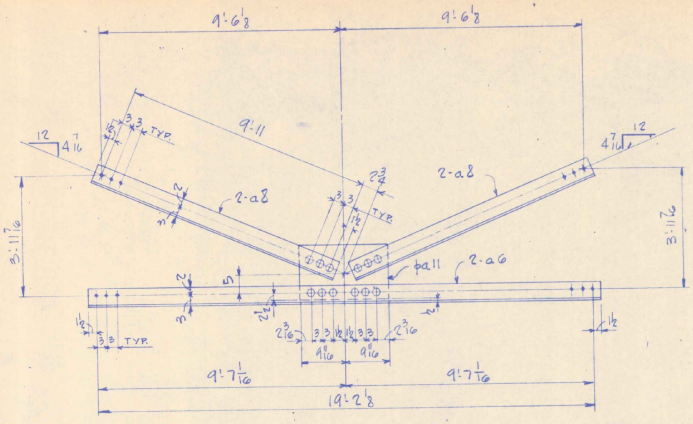

4 FRAMES MK-VB5

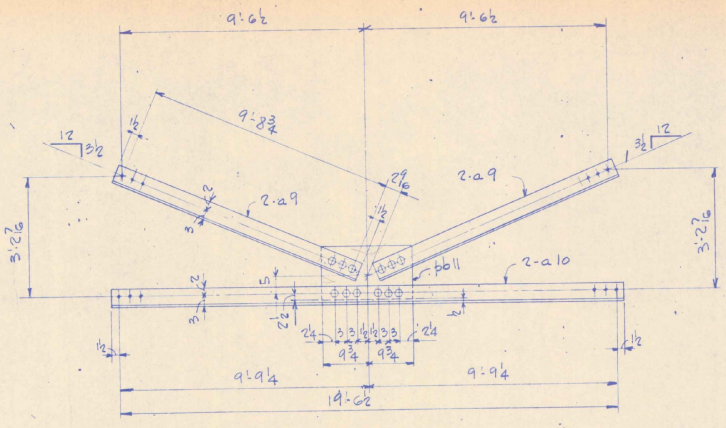

16 FRAMES MK-VB6

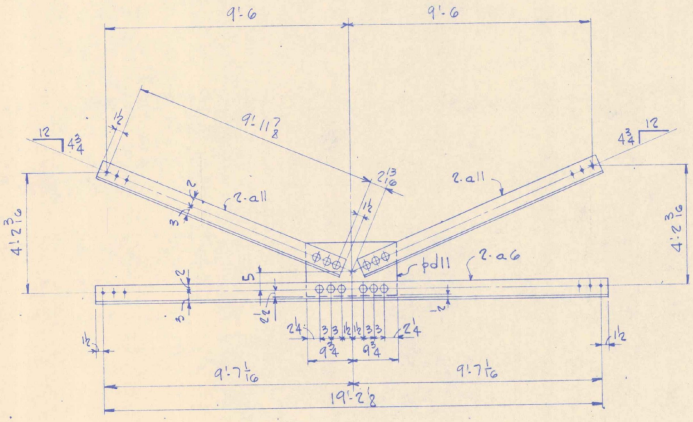

4 FRAMES MK-VB7

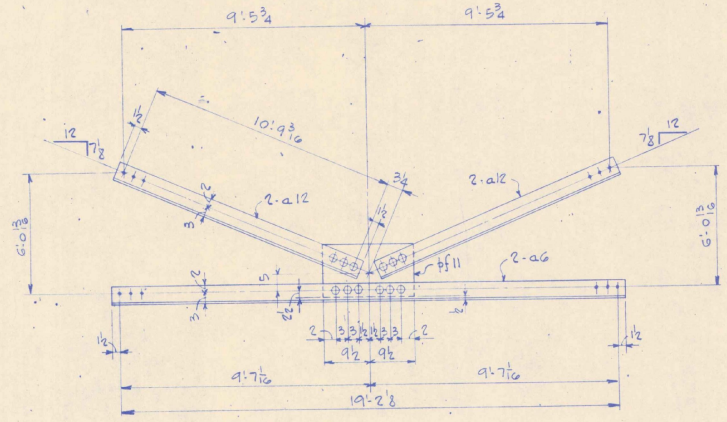

4 FRAMES MK-VB8

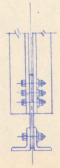

TYPICAL CROSS-SECTION

CONTRACT # 5 STAGE I
F.A. 91-1 (21)

JOB # 29487

NOTE: NO PAINT WITHIN 3" OF OPEN HOLES.

SHOP BILL

LINE	ASS'BLY MARK	NO.	SHAPE	SECTION	LENGTH FT.	LENGTH IN.	REMARKS	WEIGHT
1								
2								
3			4	FRAME MK VB5				
4	a6	8	L	5×3×¼	19	5⅛		1026
5	a8	16	L	5×3×¼	10	2		1074
6	pa11	4	PL	13 3/16 × ½	1	7 3/8		147
7								
8								
9								
10								
11			16	FRAME MK VB6				
12	a9	64	L	5×3×¼	9	11 3/4		4215
13	a10	32	L	5×3×¼	19	9½		1180
14	pb11	16	PL	13 3/16 × ½	1	7½		559
15								
16								
17								
18								
19			4	FRAME MK VB7				
20	a6	8	L	5×3×¼	19	5⅛		1026
21	a11	16	L	5×3×¼	10	2 7/8		1081
22	pd11	4	PL	13 3/16 × ½	1	7½		152
23								
24								
25								
26								
27			4	FRAME MK VB8				
28	a6	8	L	5×3×¼	19	5⅛		1026
29	a12	16	L	5×3×¼	11	0 3/16		1163
30	pf11	4	PL	16 × ½	1	7		176
31								
32								
33								
34								
35								
36								
37				SHOP BOLTS				
38		536	⅞	H.S. BOLT	0	2½	ASTM-A 325	214
39		336	⅞	HEX NUT				
40		336	⅞	HARDENED WASHER				
41								
42								
43								
44								
45				FIELD ERECTION BOLTS				
46		336	⅞	H.S. BOLT	0	2½	ASTM-A 325	214
47		336	⅞	HEX NUT				
48		336	⅞	HARDENED WASHER				
49								
50								
51								
52								
53								
54	ALL MAT'L TO BE ASTM-A36-62T U.N.							
55								
56								
57								
58								
59								
60								16253

No. Prints	Issued to	For	Date
5	Shop	Fab	5/25/65
4	VSHD	Appvl	5/26/65

Revised

THE STANDARD STRUCTURAL STEEL CO.
NEWINGTON 11, CONN.

Drawing No. 11 Made by MDR
Date 3 25 1965 Checked by [illegible]
Bolts ⅞" H.S. Open Holes 13/16"
Shop Paint See Specs. Field Conns.
Job I-91 over Vt. 44 & Mill Brook
Address Weathersfield-Windsor-Hartland, Vt.

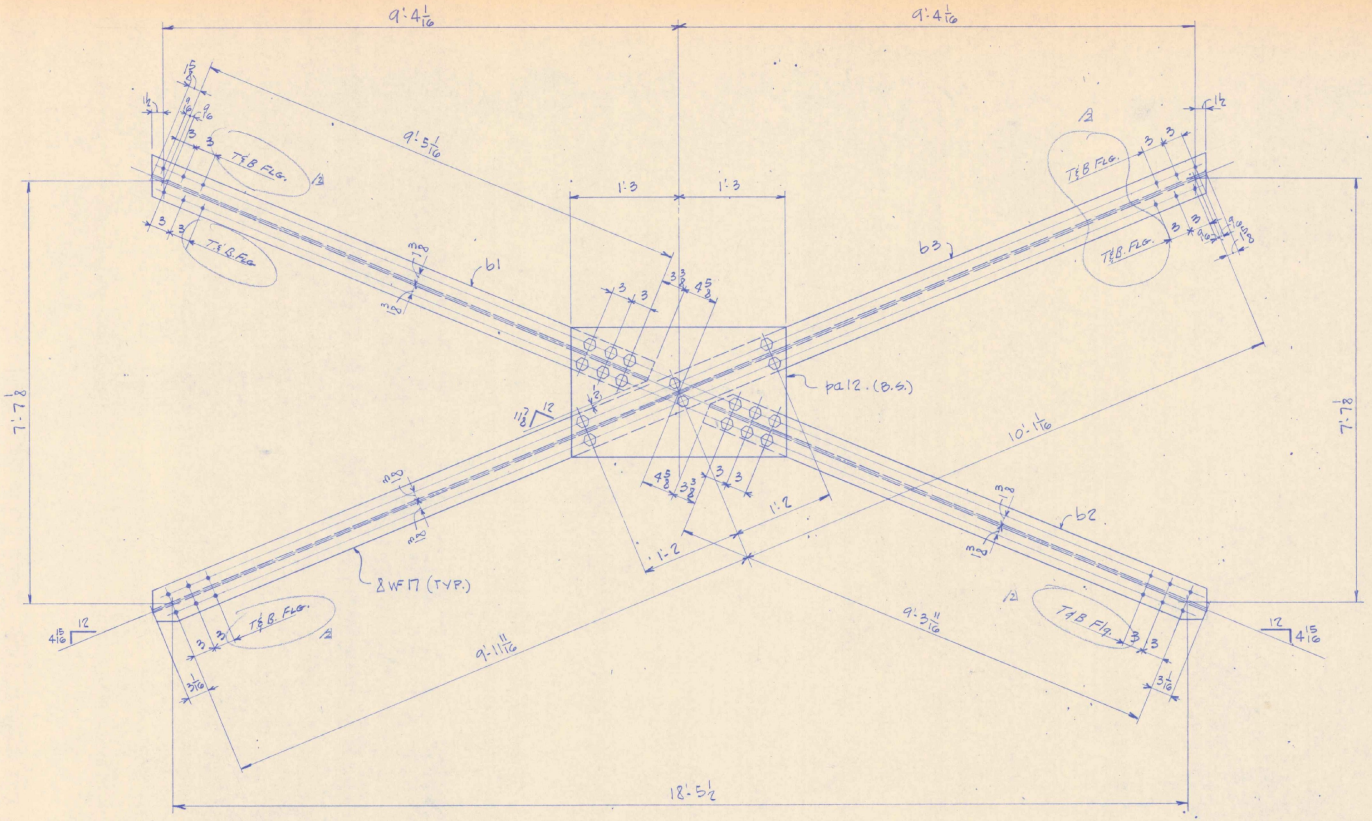

2 FRAMES-MK VB9

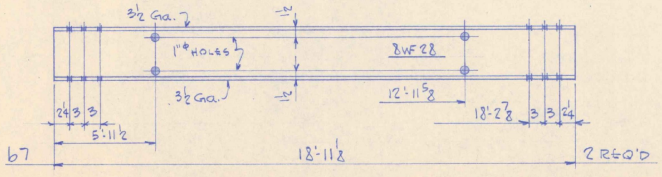

SHOP BILL

LINE	ASS'BLY MARK	NO.	SHAPE	SECTION	LENGTH FT.	LENGTH IN.	REMARKS	WEIGHT
1								
2								
3			2	FRAMES	MK	VB9		
4	b1	2	WF	8×17	9	11 1/8		338
5	b2	2	WF	8×17	9	10 1/8		335
6	b3	2	WF	8×17	20	6 1/2		698
7	pa12	4	PL	18×5/8	2	6		391
8								
9								
10								
11								
12								
13								
14								
15								
16								
17			2	BEAMS	MK	b7		
18		2	WF	8×28	18	11 1/8		1060
19								
20								
21								
22								
23								
24								
25								
26								
27								
28								
29								
30				SHOP BOLTS				
31		72	7/8Φ	H.S. BOLT	0	2 1/4	ASTM-A-325	46
32		72	7/8Φ	HEX NUT				
33		72	7/8Φ	HARDENED WASHER				
34								
35								
36				FIELD BOLTS				
37		144	7/8Φ	H.S. BOLT	0	2 1/4	ASTM-A-325	92
38		144	7/8Φ	HEX NUT				
39		144	7/8Φ	HARDENED WASHER				
40								
41								
42								
43								
44	ALL MAT'L TO BE ASTM A-36-62T U.N.							
45								
46								
47								
48								
49								
50								
51								
52								
53								
54								
55								
56								
57								
58								
59								
60								2960

No. Prints	Issued to	For	Date
5	Shop	Fwg	8/13/65
6	Shop	Fgb	8/13/65
4	VSHD	Appl	8/24/65

CONTRACT #5 STAGE 1
F.A.J.-95-1 (21)

JOB # 29487

NOTE:
NO PAINT WITHIN 3" OF 15/16Φ OPEN HOLES.

Revised	
3	8/13/65
1	5/18/65

THE STANDARD STRUCTURAL STEEL CO.
NEWINGTON 11, CONN.

Drawing No. 12 Made by MDR
Date 3.23.1965 Checked by W.T.
Bolts 7/8Φ H.S. Open Holes 15/16Φ U.N.
Shop Paint SEE SPECS. Field Conns.
Job I-91 OVER VT. 44 & MILL BROOK
Address WEATHERSFIELD-WINDSOR-HARTLAND, VT.

JOSEPH MERRITT & CO. 10 2125 N.Y.S.

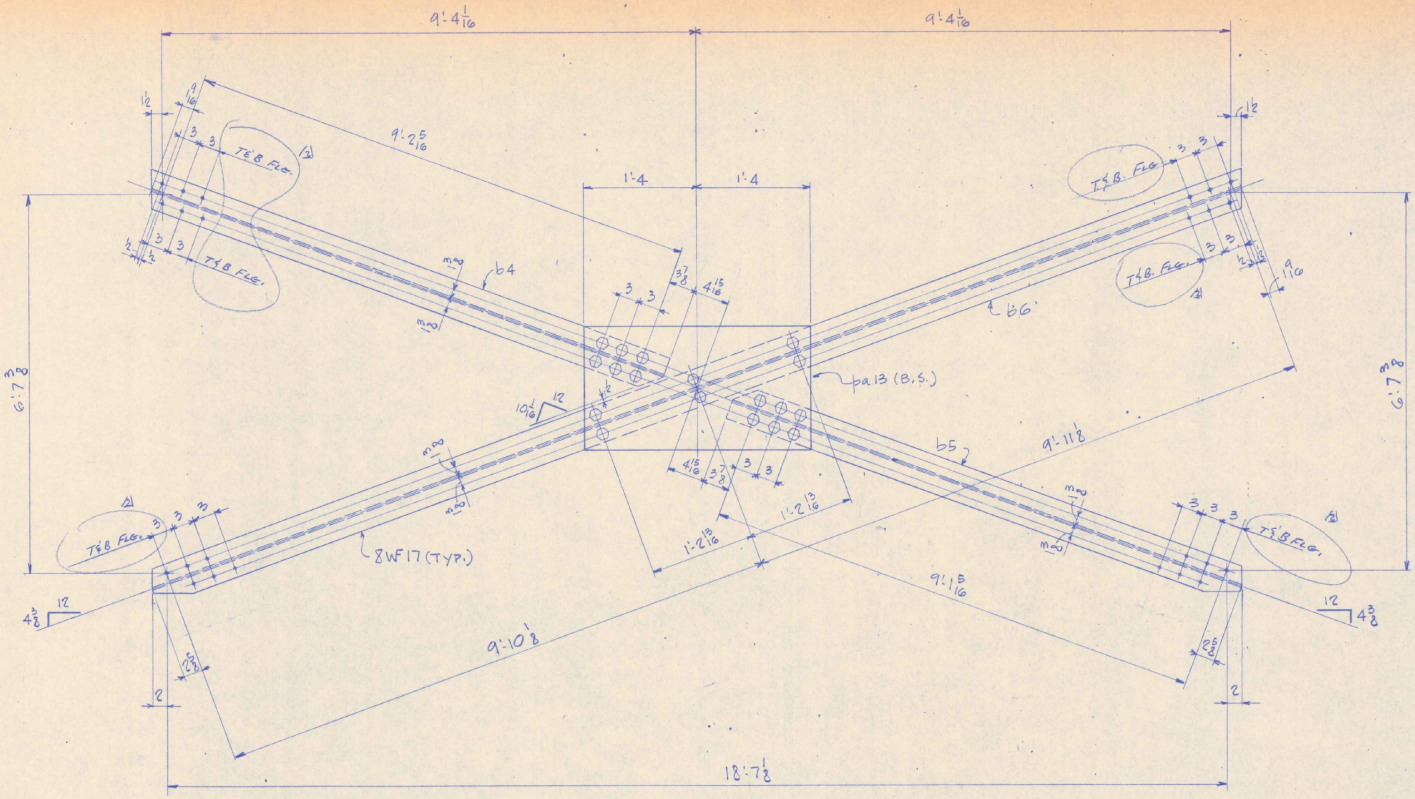

4 FRAMES-MK VB10



SHOP BILL

LINE	ASS'BLY MARK	NO.	SHAPE	SECTION	LENGTH FT.	LENGTH IN.	REMARKS	WEIGHT
1								
2								
3								
4			4	FRAMES	MK	VB10		
5	b4	4	WF	8×17	9	8 1/16		661
6	b5	4	WF	8×17	9	7 13/16		656
7	b6	4	WF	8×17	20	2 3/8		1373
8	pa13	8	PL	17 1/4×5/8	2	8		798
9								
10								
11								
12								
13								
14								
15								
16								
17								
18			4	BEAMS	MK	b8		
19		4	WF	18×28	18	11 1/8		2121
20								
21								
22								
23								
24								
25								
26								
27								
28								
29								
30								
31								
32								
33								
34								
35								
36				SHOP BOLTS				
37		144	7/8ϕ	H.S. BOLTS	0	2 1/4	A-325	92
38		144	7/8ϕ	HEX NUTS				
39		144	7/8ϕ	HARDENED WASH'S				
40								
41								
42								
43				FIELD BOLTS				
44		288	7/8ϕ	H.S. BOLTS	0	2 1/4	A-325	184
45		288	7/8ϕ	HEX NUTS				
46		288	7/8ϕ	HARDENED WASH'S				
47								
48								
49								
50								
51	ALL MAT'L TO BE ASTM A-36-62T U.N.							
52								
53								
54								
55								
56								
57								
58								
59								
60								5884

No. Prints	Issued to	For	Date
5	SHOP	FAB	8/13/65
5	Shop	Fab	6/11/65
4	VSHD	Appr	8/24/65

CONTRACT #5 STAGE 1
F.A. I91-1 (21)

JOB # 29487

NOTE:
NO PAINT WITHIN 3" OF 15/16ϕ OPEN HOLES

Revised	
3	8/13/65
4	5/8/65

THE STANDARD STRUCTURAL STEEL CO.
NEWINGTON 11, CONN.

Drawing No. 13 Made by MDR
Date 3.23.1965 Checked by N.T.
Bolts 7/8ϕ H.S. Open Holes 13/16ϕ U.N.
Shop Paint SEE SPECS. Field Conns.
Job I91 OVER VT. 44 & MILL BROOK
Address WEATHERSFIELD-WINDSOR-HARTLAND, VERMONT

JOSEPH MORRITT & CO. 10 DIXX N.Y.

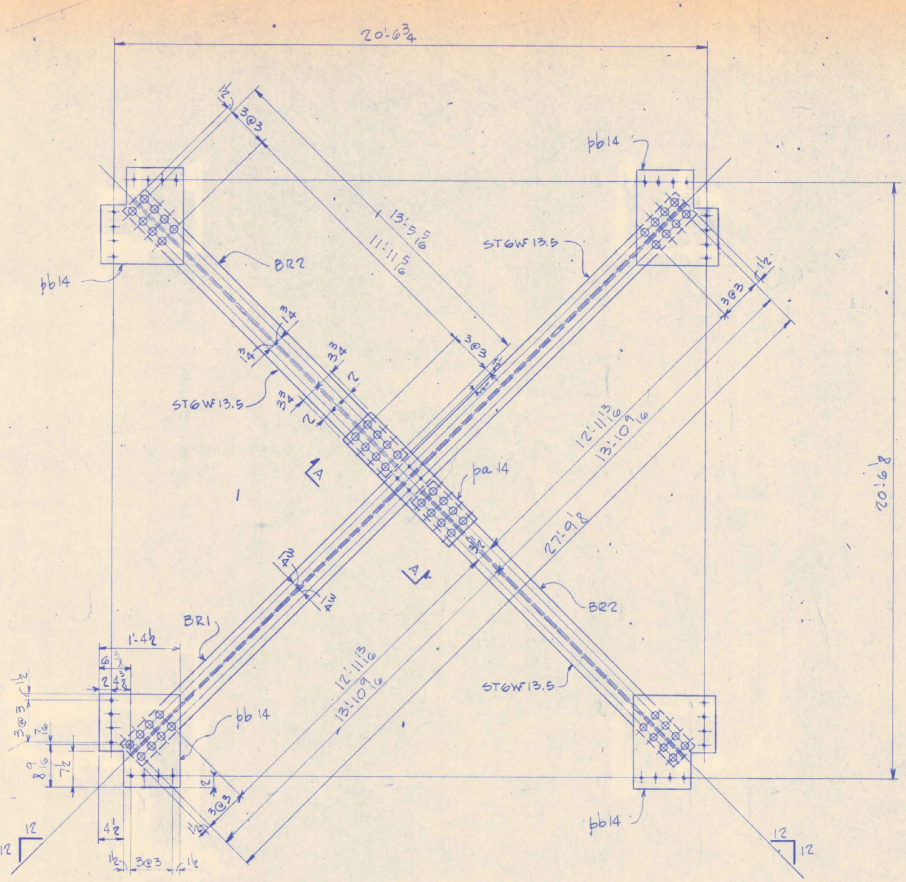

32 FRAMES - MK WB1

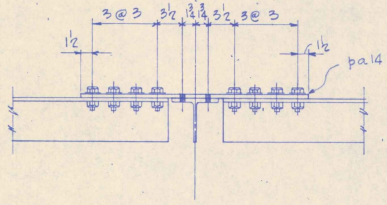

SECTION "A-A"

SHOP BILL

LINE	ASS'BLY MARK	NO.	SHAPE	SECTION	LENGTH FT.	LENGTH IN.	REMARKS	WEIGHT
1								
2								
3			32	FRAME	MK	WB1		
4	BR1	32	ST	GWF13.5	28	0⅛		12100
5	BR2	64	ST	GWF13.5	13	8 5/16		11830
6	pa14	32	PL	7½×⅝	2	7½		1362
7	pb14	128	PL	16½×½	1	7½		5962
8								
9								
10								
11								
12								
13								
14								
15								
16								
17								
18								
19				SHOP BOLTS				
20	LA	1024	⅞φ	H.S. BOLT	0	2¼		
21	⅝ PL	512	⅞φ	H.S. BOLT	0	2½	A-325	980
22		1536	⅞φ	HEX NUT				
23		1536	⅞φ	HARDENED WASHER				
24								
25								
26								
27								
28								
29				FIELD BOLTS				
30		1152	⅞φ	H.S. BOLT	0	2½	A-325	735
31		1152	⅞φ	HEX NUT				
32		1152	⅞φ	HARDENED WASHER				
33								
34								
35								
36								
37								
38								
39								
40	ALL MAT'L TO BE ASTM A-36-62T U.N.							
41								
42								
43								
44								
45								
46								
47								
48								
49								
50								
51								
52								
53								
54								
55								
56								
57								
58								
59								
60								32969

No. Prints	Issued to	For	Date
5	Shop	Fab	5/12/65
0	VSHD	Appl	8/19/65

CONTRACT #5 STAGE 1
F.A. I-91-1 (21)

JOB # 29487

NOTE:
NO PAINT WITHIN 3"
OF OPEN HOLES.

Revised

THE STANDARD STRUCTURAL STEEL CO.
NEWINGTON 11, CONN.

Drawing No. 14 Made by MDR
Date 3 31 1965 Checked by W.T.
Bolts ⅞φ H.S. Open Holes 13/16φ.
Shop Paint Field Conns.
Job I-91 OVER VT. 44 & MILL BROOK
Address WEATHERSFIELD. WINDSOR. HARTLAND - VT.

JOSEPH MERRITT & CO. 10-8188
N.Y.S.

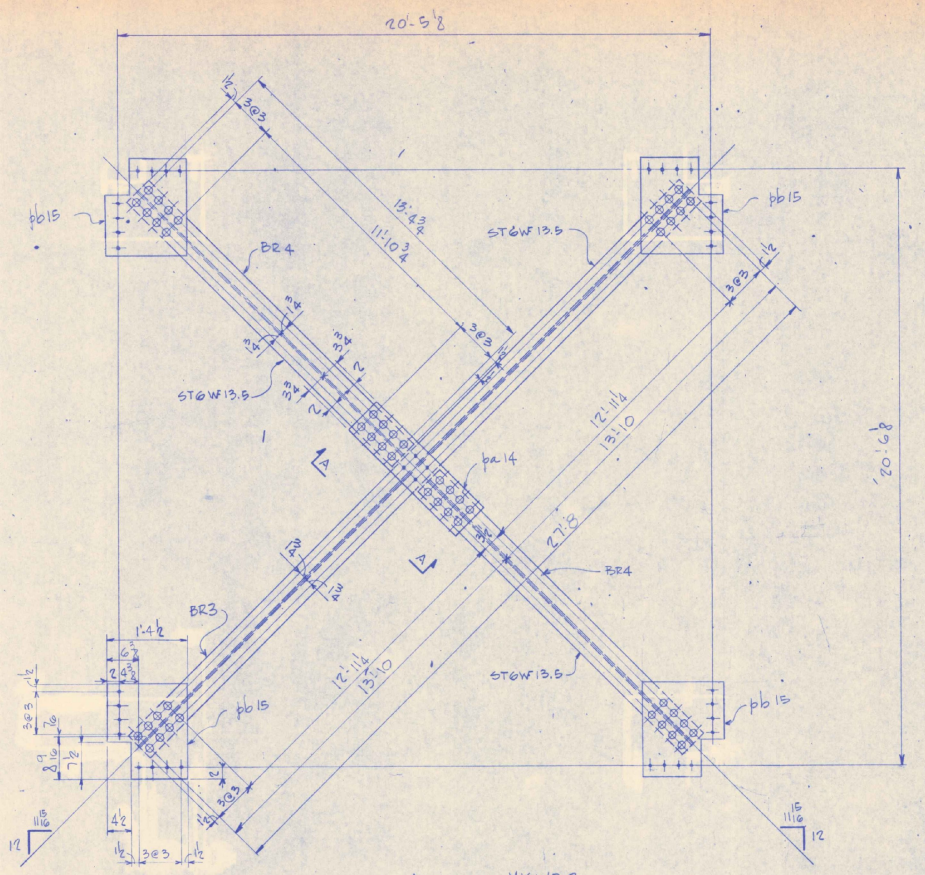

4 FRAMES - MK WB2

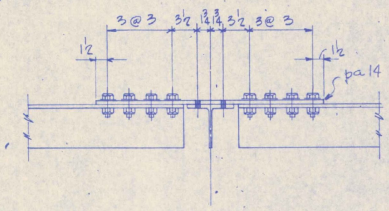

SECTION "A-A"

SHOP BILL

LINE	ASS'BLY MARK	NO.	SHAPE	SECTION	LENGTH FT.	LENGTH IN.	REMARKS	WEIGHT
1								
2								
3			4	FRAME	MK	WB2		
4	BR3	4	ST	6WF13.5	27	11		1508
5	BR4	8	ST	6WF13.5	13	7 3/4		1474
6	pa14	4	PL	7 1/2 x 5/8	2	7 1/2		170
7	pb15	16	PL	16 1/2 x 1/2	1	7 1/2		745
8								
9								
10								
11								
12								
13								
14								
15								
16								
17								
18								
19				SHOP BOLTS				
20	3/4 PL	128	7/8 φ	H.S. BOLT	0	2 1/4		
21	7/8 PL	64	7/8 φ	H.S. BOLT	0	2 1/2	A-325	122
22		192	7/8 φ	HEX NUT				
23		192	7/8 φ	HARDENED WASHER				
24								
25								
26								
27								
28								
29				FIELD BOLTS				
30		144	7/8 φ	H.S. BOLT	0	2 1/2	A-325	92
31		144	7/8 φ	HEX NUT				
32		144	7/8 φ	HARDENED WASHER				
33								
34								
35								
36								
37								
38								
39								
40	ALL MAT'L TO BE ASTM A-36-62T U.N.							
41								
42								
43								
44								
45								
46								
47								
48								
49								
50								
51								
52								
53								
54								
55								
56								
57								
58								
59								
60								4111

No. Prints	Issued to	For	Date
5	Shop	Fab	5/22/65
8	VSHD	Appl	9/7/65

CONTRACT #5 STAGE 1
F.A. I-91-1 (21)

JOB # 29487

NOTE:
NO PAINT WITHIN 3" OF OPEN HOLES.

Revised

THE STANDARD STRUCTURAL STEEL CO.
NEWINGTON 11, CONN.

Drawing No. 15 Made by MDR
Date 3.31.1965 Checked by N.T.
Bolts 7/8 φ H.S. Open Holes 15/16 φ
Shop Paint Field Conns.
Job I-91 OVER VT. 44 & MILL BROOK
Address WEATHERSFIELD. WINDSOR. HARTLAND - VT.

JOSEPH MERRITT & CO. 10 5138
N.Y.S.

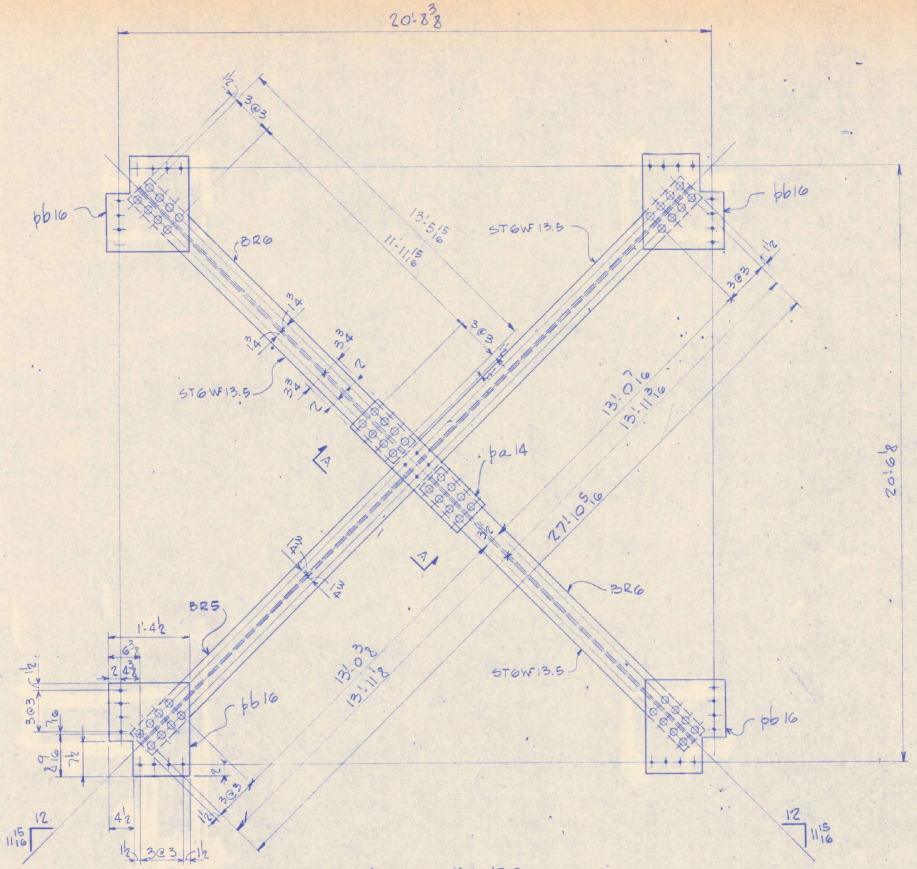

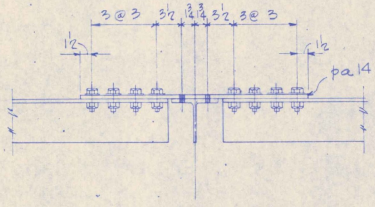

SECTION "A-A"

SHOP BILL

MARK	ASS'BLY MARK	NO.	SHAPE	SECTION	LENGTH FT.	LENGTH IN.	REMARKS	WEIGHT
1								
2								
3		4	ST	FRAME MK WB3				
4	BR5	4	ST	GWF13.5	12	1 9/16		1518
5	BR6	8	ST	GWF13.5	13	2 3/16		1484
6	pa14	4	PL	7/16 x 5/8	2	7 1/2		170
7	pb16	16	PL	1/2 x 1/2	1	7 1/2		745
8								
9								
10								
11								
12								
13								
14								
15								
16								
17								
18								
19				SHOP BOLTS				
20		128	7/8	H.S. BOLT	0	2 1/4		
21		64	7/8	H.S. BOLT	0	2 1/2	A-325	122
22		192	7/8	HEX NUT				
23		192	7/8	HARDENED WASHER				
24								
25								
26								
27								
28								
29				FIELD BOLTS				
30		144	7/8	H.S. BOLT	0	2 1/2	A-325	92
31		144	7/8	HEX NUT				
32		144	7/8	HARDENED WASHER				
33								
34								
35								
36								
37								
38								
39								
40	ALL MATL TO BE ASTM A 36-62T U.N.							
41								
42								
43								
44								
45								
46								
47								
48								
49								
50								
51								
52								
53								
54								
55								
56								
57								
58								
59								
60								4131

No. Prints	Issued to	For	Date
5	3/Mgr	Fab	7/16/85
0	VSD	Appl	

CONTRACT #5 STAGE I
FAI-91-1 (21)

JOB # 29487

NOTE:-
NO PAINT WITHIN 3" OF OPEN HOLES

Revised

THE STANDARD STRUCTURAL STEEL CO.
NEWINGTON 11, CONN.

Drawing No. 16 — Made by MDR
Date 5.31.1985 — Checked by W.T.
Bolts 7/8" H.S. — Open Holes 13/16"
Shop Paint — Field Conns.
Job I-91 OVER VT. 44 & MILL BROOK
Address HEATHERSFIELD. WINDSOR. HARTLAND - VT.

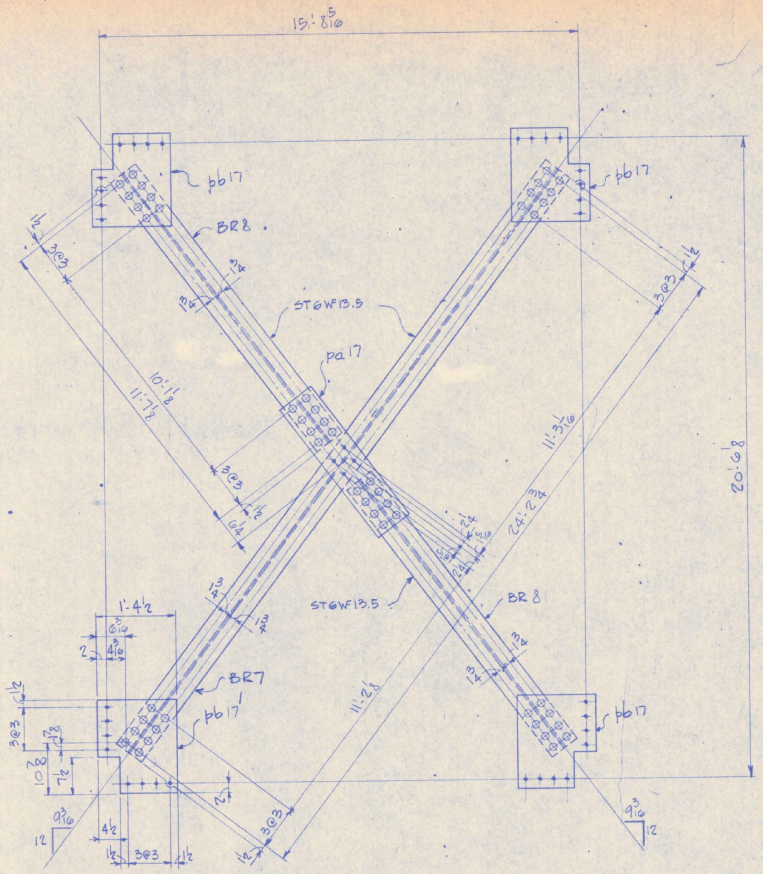

2 FRAMES MK WB4

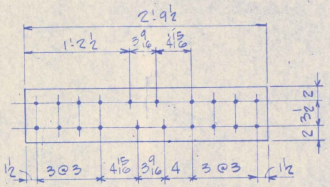

DETAIL OF pa17

SHOP BILL

LINE	ASS'BLY MARK	NO.	SHAPE	SECTION	LENGTH FT.	LENGTH IN.	REMARKS	WEIGHT
1								
2								
3		2		FRAMES MK WB4				
4	B27	2	ST	6WF13.5	24	5 3/4		661
5	BR8	4	ST	6WF13.5	11	10 1/2		640
6	pa17	2	PL	7 1/2 x 5/8	2	9 1/2		91
7	pb17	8	PL	16 1/2 x 1/2	1	7 1/2		373
8								
9								
10								
11								
12								
13								
14								
15								
16								
17								
18								
19								
20								
21								
22								
23								
24								
25								
26				SHOP BOLTS				
27		64	7/8	H.S. BOLTS	0	2 1/4	A-325	41
28		32	7/8	H.S. BOLTS	0	2 1/2		
29		96	7/8	HEX NUTS				
30		96	7/8	HARDENED WASH'S				
31								
32								
33								
34				FIELD BOLTS				
35		72	7/8	H.S. BOLTS	0	2 1/2	A-325	41
36		72	7/8	HEX NUTS				
37		72	7/8	HARDENED WASH'S				
38								
39								
40								
41								
42								
43	ALL MAT'L TO BE ASTM A-36-62T U.N.							
44								
45								
46								
47								
48								
49								
50								
51								
52								
53								
54								
55								
56								
57								
58								
59								
60								1872

No. Prints	Issued to	For	Date
5	Shop & FHD	Fab'n Appl	5/1/65
2			

CONTRACT #5 STAGE I
F.A.I-91-1 (21)

JOB # 29487

NOTE: NO PAINT WITHIN 3" OF OPEN HOLES.

4/30/66 Revised

THE STANDARD STRUCTURAL STEEL CO.
NEWINGTON, 11, CONN.

Drawing No. 17 Made by MDR
Date 3/31/1965 Checked by [illegible]
Bolts 7/8 ϕ Open Holes 13/16 ϕ
Shop Paint SEE SPECS. Field Conns.
Job I-91 OVER VT. 44 & MILL BROOK
Address WEATHERSFIELD-WINDSOR-HARTLAND, VT.

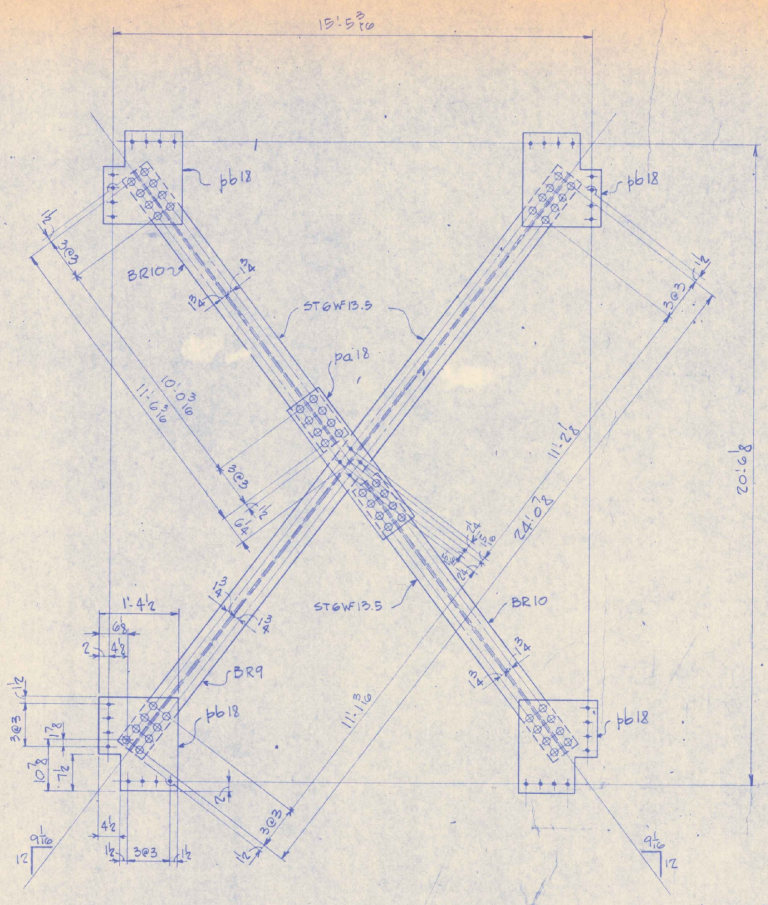

2 FRAMES - MK WB5

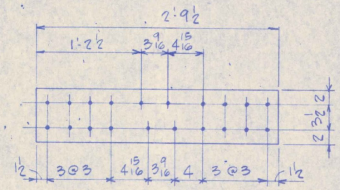

DETAIL OF pa18

SHOP BILL

LINE	ASS'BLY MARK	NO.	SHAPE	SECTION	LENGTH FT.	LENGTH IN.	REMARKS	WEIGHT
1								
2								
3			2	FRAMES	MK	WB5		
4	BR9	2	ST	6WF13.5	24	3 7/8		657
5	BR10	4	ST	6WF13.5	11	9 3/16		635
6	pa18	2	PL	7 1/2 x 5/8	2	9 1/2		91
7	pb18	8	PL	16 1/2 x 1/2	1	7 1/2		373
8								
9								
10								
11								
12								
13								
14								
15								
16								
17								
18								
19								
20								
21								
22								
23								
24								
25								
26				SHOP BOLTS				
27		64	7/8 φ	H.S. BOLTS	0	2 1/4	A-325	61
28		32	7/8 φ	H.S. BOLTS	0	2 1/2		
29		96	7/8 φ	HEX NUTS				
30		96	7/8 φ	HARDENED WASH'S				
31								
32								
33								
34				FIELD BOLTS				
35		72	7/8 φ	H.S. BOLTS	0	2 1/2	A-325	46
36		72	7/8 φ	HEX NUTS				
37		72	7/8 φ	HARDENED WASH'S				
38								
39								
40								
41								
42								
43	ALL MAT'L TO BE ASTM A-36-62T U.N.							
44								
45								
46								
47								
48								
49								
50								
51								
52								
53								
54								
55								
56								
57								
58								
59								
60								1863

No. Prints	Issued to	For	Date
5	Shop	Fab	5/12/65
4	USHP	Appl	4/9/65

CONTRACT #5 STAGE 1
F.A.I-91-1 (21)

JOB # 29487

NOTE: NO PAINT WITHIN 3" OF OPEN HOLES.

4/30/65
Revised

THE STANDARD STRUCTURAL STEEL CO.
NEWINGTON 11, CONN.

Drawing No. 18 Made by MDR
Date 3 31 1965 Checked by W.T.
Bolts 7/8 φ Open Holes 15/16 φ
Shop Paint SEE SPECS. Field Conns.
Job I-91 OVER VT. 44 & MILL BROOK
Address WEATHERSFIELD-WINDSOR-HARTLAND, VT.

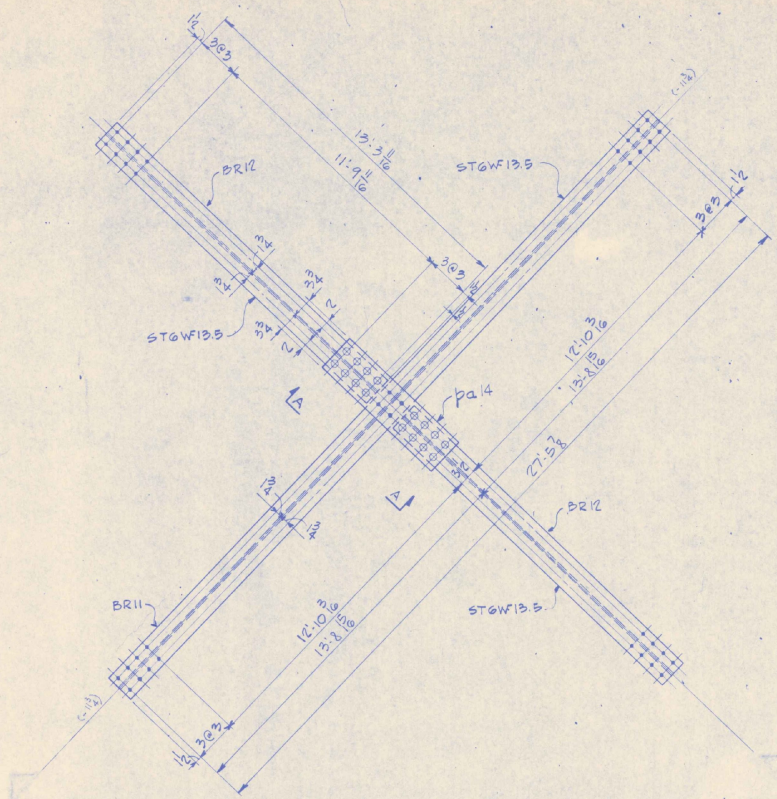

16 FRAMES - MK WB6

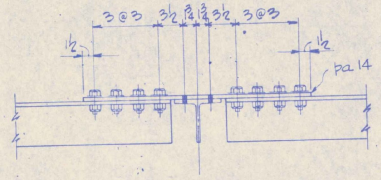

SECTION "A-A"

SHOP BILL

LINE	ASS'BLY MARK	NO.	SHAPE	SECTION	LENGTH FT.	LENGTH IN.	REMARKS	WEIGHT
3			16	FRAMES	MK	WB6		
4	BR11	16	ST	6WF13.5	27	8 7/8		5992
5	BR12	32	ST	6WF13.5	13	6 11/16		5857
6	pa14	16	R	7 1/2 x 5/8	2	7 1/2		681
20				SHOP BOLTS				
21		256	7/8φ	H.S. BOLTS	0	2 1/2	A-325	163
22		256	7/8φ	HEX NUTS				
23		256	7/8φ	HARDENED WASHER				
28				FIELD BOLTS				
29		576	7/8φ	H.S. BOLTS	0	2 1/2	A-325	367
30		576	7/8φ	HEX NUTS				
31		576	7/8φ	HARDENED WASHERS				
42	ALL MAT'L TO BE ASTM A-36-62T U.N.							
60								13060

No. Prints	Issued to	For	Date
5	Shop	Fab	5/13/65
4	USHD	Appl	9/9/65

CONTRACT #5 STAGE 1
F.A.I.-91-1 (21)

JOB # 29487

NOTE:
NO PAINT WITHIN 3" OF OPEN HOLES.

Revised

THE STANDARD STRUCTURAL STEEL CO.
NEWINGTON 11, CONN.

Drawing No. 19 Made by MDR
Date April 5 1965 Checked by NT
Bolts 7/8φ H.S. Open Holes 15/16φ
Shop Paint SEE SPECS Field Conns.
Job I-91 OVER VT. 44 & MILL BROOK
Address WEATHERSFIELD-WINDSOR-HARTLAND-VT.

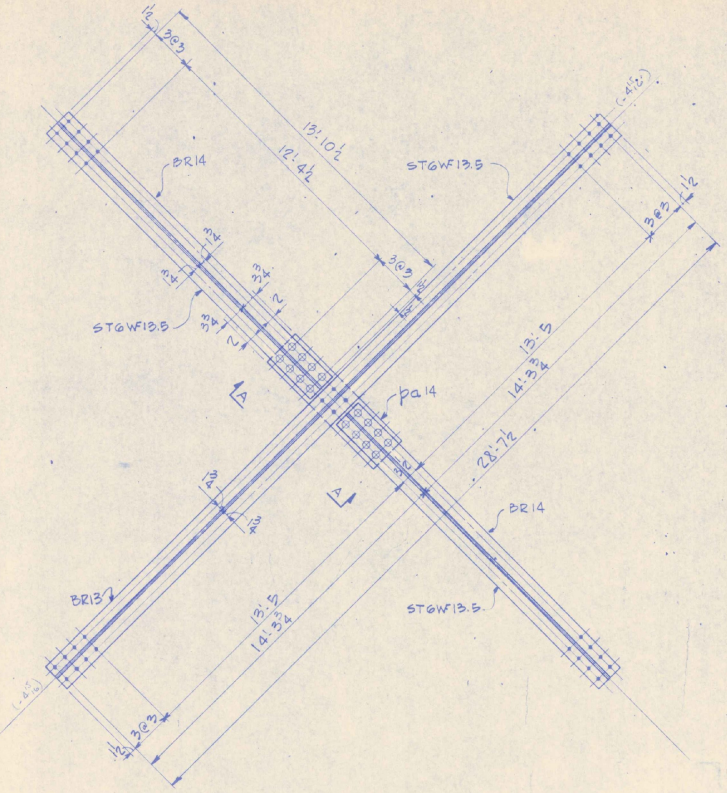

12 FRAMES - MK WB7

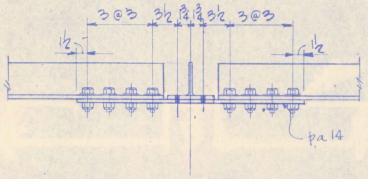

SECTION "A-A"

SHOP BILL

LINE	ASS'BLY MARK	NO.	SHAPE	SECTION	LENGTH FT.	LENGTH IN.	REMARKS	WEIGHT
1								
2								
3			12	FRAMES	MK	WB7		
4	BR13	12	ST	6WF13.5	28	10½		4678
5	BR14	24	ST	6WF13.5	14	1½		4577
6	pa14	12	PL	7½x⅝	2	7½		511
7								
8								
9								
10								
11								
12								
13								
14								
15								
16								
17								
18								
19								
20				SHOP BOLTS				
21		192	⅞φ	H.S. BOLTS	0	2½		
22		192	⅞φ	HEX NUTS			A-3.25	122
23		192	⅞φ	HARDENED WASHER				
24								
25								
26								
27								
28				FIELD BOLTS				
29		432	⅞φ	H.S. BOLTS	0	2½		
30		432	⅞φ	HEX NUTS			A-3.25	276
31		432	⅞φ	HARDENED WASHERS				
32								
33								
34								
35								
36								
37								
38	ALL MAT'L TO BE ASTM-A36-62T U.N.							
39								
40								
41								
42								
43								
44								
45								
46								
47								
48								
49								
50								
51								
52								
53								
54								
55								
56								
57								
58								
59								
60								10164

No. Prints	Issued to	For	Date
5	Shop	Fab	5/12/65
4	SHD	Appl	4/14/65

CONTRACT #5 STAGE 1
F.A.I.-91-1 (21)

JOB # 29487.

NOTE:
NO PAINT WITHIN 3" OF OPEN HOLES.

4/30/65
Revised

THE STANDARD STRUCTURAL STEEL CO.
NEWINGTON 11, CONN.

Drawing No. 20 Made by MDR
Date April 5 1965 Checked by W.T.
Bolts ⅞φ H.S. Open Holes 15/16φ
Shop Paint SEE SPECS. Field Conns.
Job I-91 OVER VT. 44 & MILL BROOK
Address WEATHERSFIELD-WINDSOR-HARTLAND-VT.

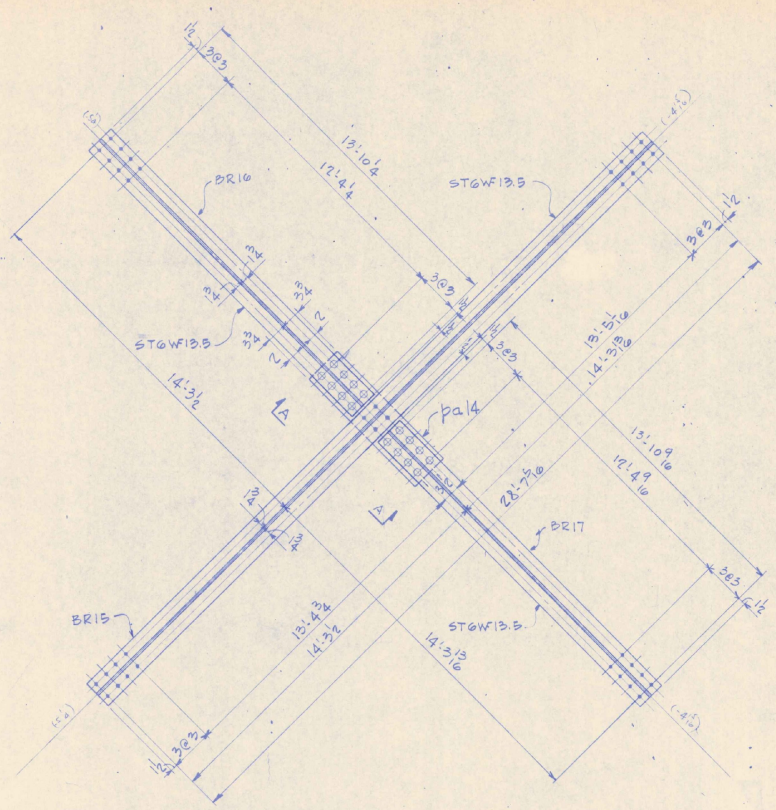

4 FRAMES - MK WB8

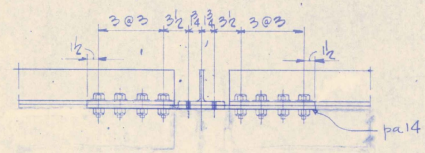

SECTION "A-A"

SHOP BILL

LINE	ASS'BLY MARK	NO.	SHAPE	SECTION	LENGTH FT.	LENGTH IN.	REMARKS	WEIGHT
1								
2								
3			4	FRAMES	MK	WB8		
4	BR15	4	ST	6WF13.5	28	10 5/16		1558
5	BR16	4	ST	6WF13.5	14	1 1/4		762
6	pa14	4	PL	7 1/2 x 5/8	2	7 1/2		170
7	BR17	4	ST	6WF13.5	14	1 9/16		763
8								
9								
10								
11								
12								
13								
14								
15								
16								
17								
18								
19								
20				SHOP BOLTS				
21		64	7/8φ	H.S. BOLTS	0	2 1/2		
22		64	7/8φ	HEX NUTS			A-325	41
23		64	7/8φ	HARDENED WASHER				
24								
25								
26								
27								
28				FIELD BOLTS				
29		144	7/8φ	H.S. BOLTS	0	2 1/2		
30		144	7/8φ	HEX NUTS			A-325	92
31		144	7/8φ	HARDENED WASHERS				
32								
33								
34								
35								
36								
37								
38	ALL MAT'L TO BE ASTM A-36-62T U.N.							
39								
40								
41								
42								
43								
44								
45								
46								
47								
48								
49								
50								
51								
52								
53								
54								
55								
56								
57								
58								
59								
60								3386

No. Prints	Issued to	For	Date
5	Shop	Fab	5/12/65
8	U.S. H.D.	Appl	8/4/65

CONTRACT #5 STAGE 1
F.A.I-91-1 (21)

JOB# 29487

NOTE:
NO PAINT WITHIN 3" OF OPEN HOLES.

4/30/65
Revised

THE STANDARD STRUCTURAL STEEL CO.
NEWINGTON 11, CONN.

Drawing No. 21 Made by MDR
Date April 5, 1965 Checked by WT
Bolts 7/8φ H.S. Open Holes 15/16φ
Shop Paint SEE SPECS. Field Conns.
Job I-91 OVER VT. 44 & MILL BROOK
Address WEATHERSFIELD-WINDSOR-HARTLAND-VT.

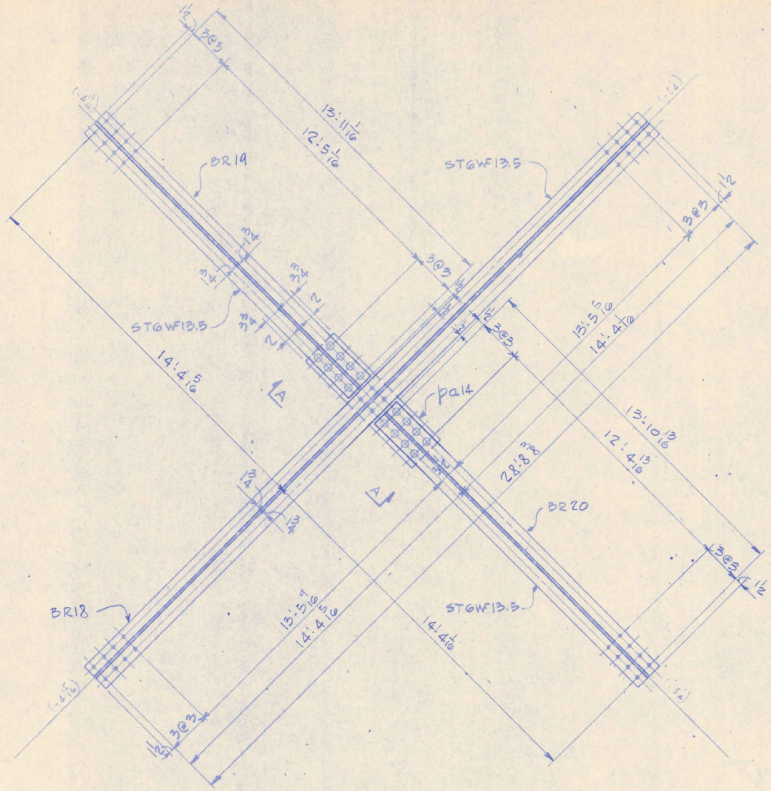

4 FRAMES - MK WB9

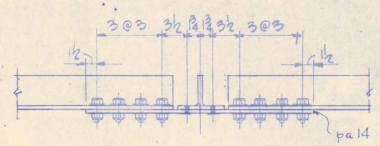

SECTION "A-A"

SHOP BILL

LINE	ASSEMBLY MARK	NO.	DRWG.	SECTION	LENGTH FT.	LENGTH IN.	REMARKS	WEIGHT
1								
2								
3		4		FRAMES MK WB9				
4	BR18	4	ST	GWF13.5	28	11 3/8		1563
5	BR19	4	ST	GWF13.5	14	2 7/8		765
6	pa14	4	PL	7½ x 5/8	2	7½		170
7	BR20	4	ST	GWF13.5	14	1 3/8		764
8								
9								
10								
11								
12								
13								
14								
15								
16								
17								
18								
19								
20				SHOP BOLTS				
21		64	7/8	H.S. BOLTS	0	2½	A-325	41
22		64	7/8	HEX NUTS				
23		64	7/8	HARDENED WASHER				
24								
25								
26								
27								
28				FIELD BOLTS				
29		144	7/8	H.S. BOLTS	0	2½	A-325	92
30		144	7/8	HEX NUTS				
31		144	7/8	HARDENED WASHERS				
32								
33								
34								
35								
36								
37								
38								
39								
40								
41	ALL MAT'L TO BE ASTM A36-62T U.N.							
42								
43								
44								
45								
46								
47								
48								
49								
50								
51								
52								
53								
54								
55								
56								
57								
58								
59								
60								3395

No. Prints	Issued to	For	Date
5	Shop	Fab	6/1/65
1	VSHC	Appl	6/1/65

CONTRACT #3 STAGE I
F.A.I. 91-1 (21)

JOB# 29487

NOTE:
NO PAINT WITHIN 3" OF OPEN HOLES.

THE STANDARD STRUCTURAL STEEL CO.
NEWINGTON 11, CONN.

Drawing No. 22 Made by MDR
Date April 5, 1965 Checked by W.J.
Bolts 7/8 ϕ H.S. Open Holes 15/16 ϕ
Shop Paint 3 & 5 P&CS. Field Conns.
Job I-91 over Vt. 44 & Mill Brook
Address WRATHERSFIELD-WINDSOR-HARTLAND-VT.

J/30/65
Revised

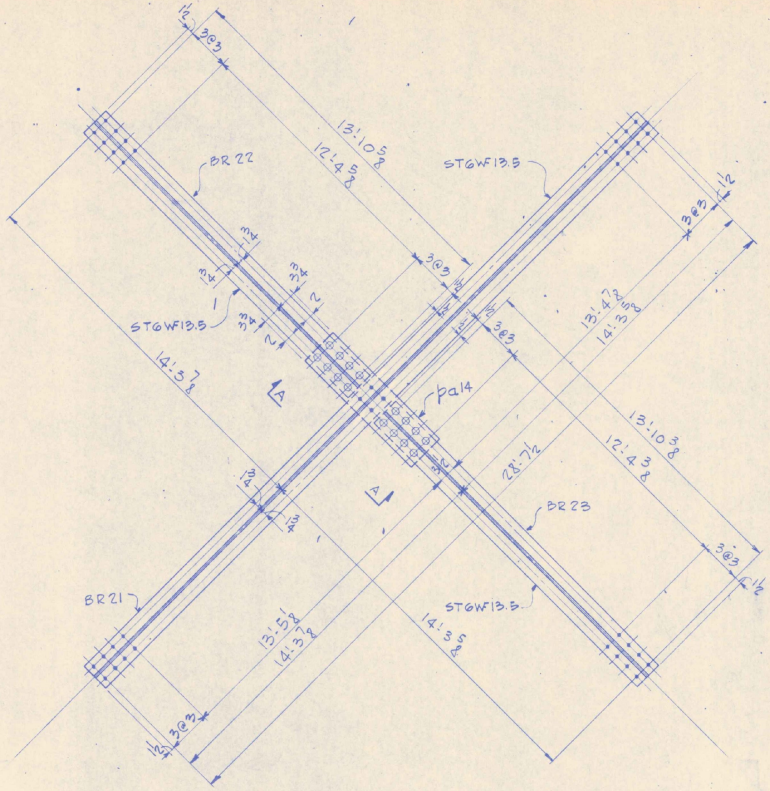

4 FRAMES - MK WB10

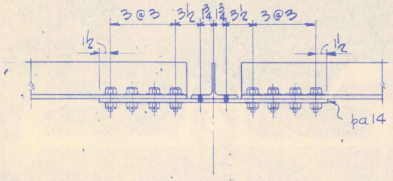

SECTION "A-A"

SHOP BILL

LINE	ASS'BLY MARK	NO.	SHAPE	SECTION	LENGTH FT.	LENGTH IN.	REMARKS	WEIGHT
1								
2								
3			4	FRAMES	MK	WB10		
4	BR21	4	ST	6WF13.5	28	10 1/2		1559
5	BR22	4	ST	6WF13.5	14	1 5/8		763
6	pa14	4	PL	7 1/2 x 5/8	2	7 1/2		170
7	BR23	4	ST	6WF13.5	14	1 3/8		762
8								
9								
10								
11								
12								
13								
14								
15								
16								
17								
18								
19								
20				SHOP BOLTS				
21		64	7/8φ	H.S. BOLTS	0	2 1/2		
22		64	7/8φ	HEX NUTS			A-325	41
23		64	7/8φ	HARDENED WASHER				
24								
25								
26								
27								
28				FIELD BOLTS				
29		144	7/8φ	H.S. BOLTS	0	2 1/2		
30		144	7/8φ	HEX NUTS			A-325	92
31		144	7/8φ	HARDENED WASHERS				
32								
33								
34								
35								
36								
37								
38								
39								
40								
41	ALL MAT'L TO BE ASTM A-36-62T U.N.							
42								
43								
44								
45								
46								
47								
48								
49								
50								
51								
52								
53								
54								
55								
56								
57								
58								
59								
60								3387

No. Prints	Issued to	For	Date
5	Shop	Fab	5/15/65
4	VSHD	Appl	4/14/65

CONTRACT #5 STAGE 1
F.A.I-91-1 (21)

JOB # 29487

NOTE:
NO PAINT WITHIN 3" OF OPEN HOLES.

4/30/65
Revised

THE STANDARD STRUCTURAL STEEL CO.
NEWINGTON 11, CONN.

Drawing No. 23 Made by MDR
Date April 6. 65 Checked by H.T.
Bolts 7/8φ H.S. Open Holes 15/16φ
Shop Paint SEE SPECS. Field Conns.
Job I-91 OVER VT. 44 & MILL BROOK
Address WEATHERSFIELD-WINDSOR-HARTLAND-VT.

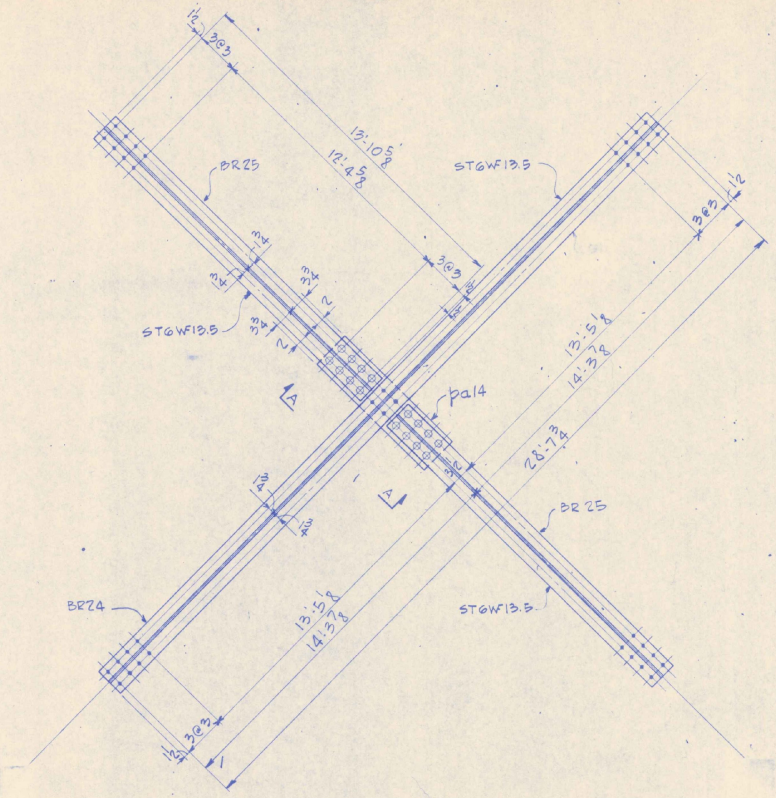

4 FRAMES - MK WB11

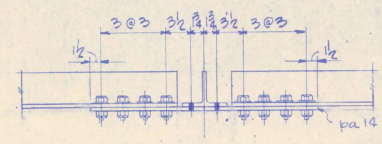

SECTION "A-A"

SHOP BILL

LINE	ASS'BLY MARK	NO.	SHAPE	SECTION	LENGTH FT.	LENGTH IN.	REMARKS	WEIGHT
1								
2								
3			4	FRAMES	MK	WB11		
4	BR24	4	ST	6WF13.5	28	10¾		1560
5	BR25	8	ST	6WF13.5	14	1⅝		1527
6	pa14	4	PL	7½×⅝	2	7½		170
7								
8								
9								
10								
11								
12								
13								
14								
15								
16								
17								
18								
19								
20				SHOP BOLTS				
21		64	⅞φ	H.S. BOLTS	0	2½		
22		64	⅞φ	HEX NUTS			A-325	41
23		64	⅞φ	HARDENED WASHER				
24								
25								
26								
27								
28				FIELD BOLTS				
29		144	⅞φ	H.S. BOLTS	0	2½		
30		144	⅞φ	HEX NUTS			A-325	92
31		144	⅞φ	HARDENED WASHERS				
32								
33								
34								
35								
36								
37								
38								
39								
40								
41	ALL MAT'L TO BE AS TM A-36-62T U.N.							
42								
43								
44								
45								
46								
47								
48								
49								
50								
51								
52								
53								
54								
55								
56								
57								
58								
59								
60								3390

No. Prints	Issued to	For	Date
5	S/Lap	Fab	5/12/65
0	VSHD	Appr	6/9/65

CONTRACT #5 STAGE 1
F.A. I-91-1 (21)

JOB# 29487

NOTE:
NO PAINT WITHIN 3" OF OPEN HOLES.

4/30/65
Revised

THE STANDARD STRUCTURAL STEEL CO.
NEWINGTON 11, CONN.

Drawing No. 24 Made by MDR
Date April 6 65 Checked by W.T.
Bolts ⅞φ H.S. Open Holes 15/16φ
Shop Paint SEE SPECS. Field Conns.
Job I-91 OVER VT. 44 & MILL BROOK
Address WEATHERSFIELD-WINDSOR-HARTLAND-VT.

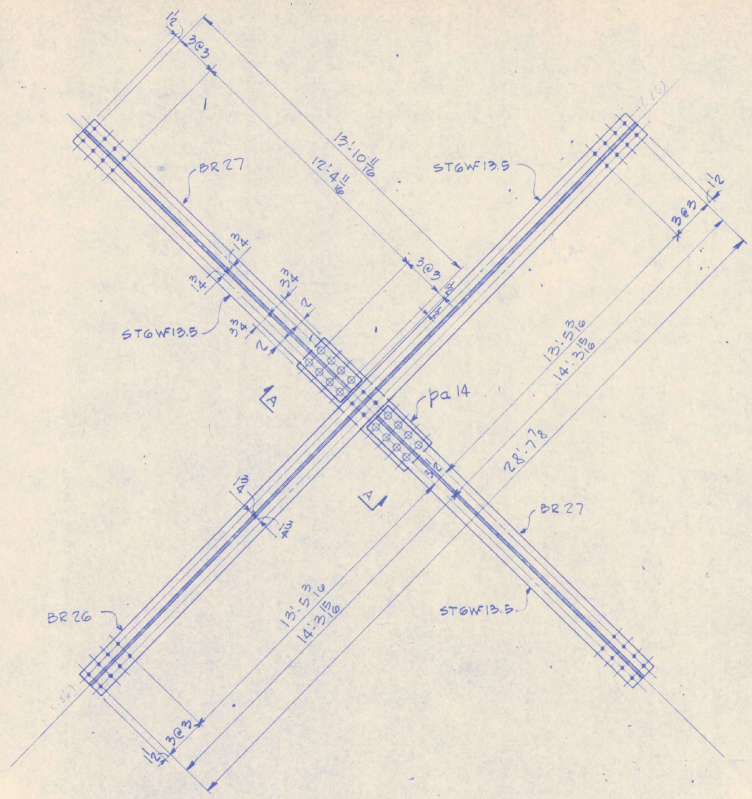

4 FRAMES - MK WB12

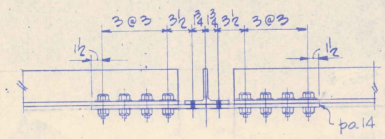

SECTION "A-A"

SHOP BILL

LINE	ASS'BLY MARK	NO.	SHAPE	SECTION	LENGTH FT.	LENGTH IN.	REMARKS	WEIGHT
1								
2								
3			4	FRAMES	MK	WB12		
4	BR26	4	ST	6WF13.5	28	10 7/8		1561
5	BR27	8	ST	6WF13.5	14	1 11/16		1527
6	pa 14	4	PL	7 1/2 x 5/8	2	7 1/2		170
7								
8								
9								
10								
11								
12								
13								
14								
15								
16								
17								
18								
19								
20				SHOP BOLTS				
21		64	7/8 φ	H.S. BOLTS	0	2 1/2	A-325	41
22		64	7/8 φ	HEX NUTS				
23		64	7/8 φ	HARDENED WASHER				
24								
25								
26								
27								
28				FIELD BOLTS				
29		144	7/8 φ	H.S. BOLTS	0	2 1/2	A-325	92
30		144	7/8 φ	HEX NUTS				
31		144	7/8 φ	HARDENED WASHERS				
32								
33								
34								
35								
36								
37								
38								
39								
40								
41	ALL MAT'L TO BE ASTM A-36-62T U.N.							
42								
43								
44								
45								
46								
47								
48								
49								
50								
51								
52								
53								
54								
55								
56								
57								
58								
59								
60								3391

No. Prints	Issued to	For	Date
5	Shop	Fab	5/13/65
4	USHD	Appl.	4/9/65

CONTRACT #5 STAGE 1
F.A.I.-91-1 (21)

JOB # 29487

NOTE:
NO PAINT WITHIN 3" OF OPEN HOLES.

4/30/65
Revised

THE STANDARD STRUCTURAL STEEL CO.
NEWINGTON 11, CONN.

Drawing No. 25 Made by MDR
Date April 6.65 Checked by WT
Bolts 7/8 φ H.S. Open Holes 15/16 φ
Shop Paint SEE SPECS. Field Conns.
Job I-91 OVER VT. 44 & MILL BROOK
Address WEATHERSFIELD-WINDSOR-HARTLAND-VT.

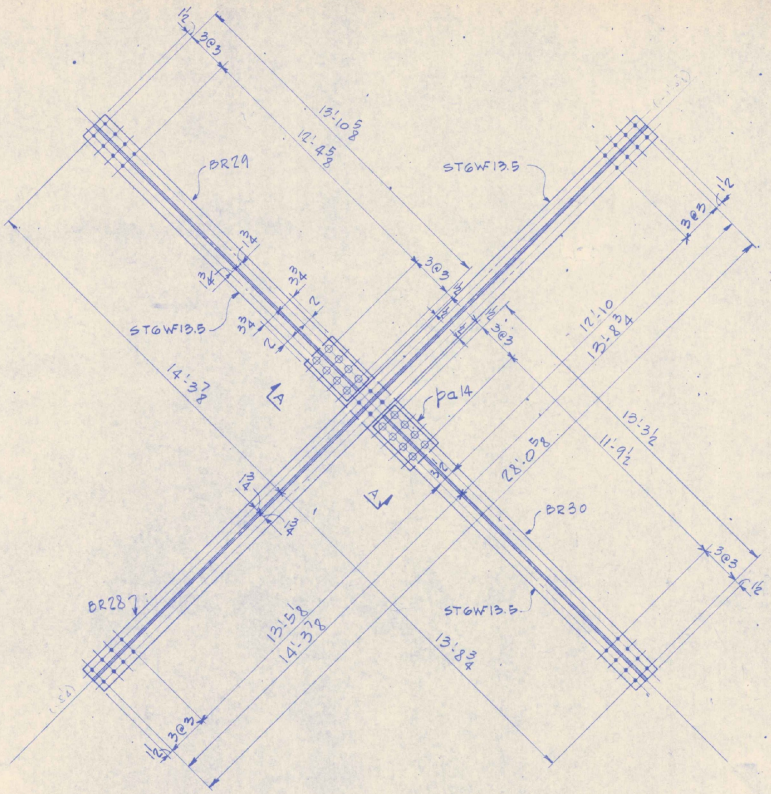

2 FRAMES - MK WB13

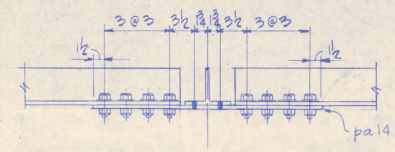

SECTION "A-A"

SHOP BILL

LINE	ASS'BLY MARK	NO.	SHAPE	SECTION	LENGTH FT.	LENGTH IN.	REMARKS	WEIGHT
1								
2								
3			2	FRAMES	MK	WB13		
4	BR28	2	ST	6WF13.5	28	3 5/8		764
5	BR29	2	ST	6WF13.5	14	1 5/8		382
6	pa14	2	PL	7 1/2 x 5/8	2	7 1/2		85
7	BR30	2	ST	6WF13.5	13	6 1/2		366
8								
9								
10								
11								
12								
13								
14								
15								
16								
17								
18								
19								
20				SHOP BOLTS				
21		32	7/8φ	H.S. BOLTS	0	2 1/2	A-325	20
22		32	7/8φ	HEX NUTS				
23		32	7/8φ	HARDENED WASHER				
24								
25								
26								
27								
28				FIELD BOLTS				
29		72	7/8φ	H.S. BOLTS	0	2 1/2	A-325	46
30		72	7/8φ	HEX NUTS				
31		72	7/8φ	HARDENED WASHERS				
32								
33								
34								
35								
36								
37								
38								
39								
40								
41	ALL MAT'L TO BE ASTM A-36-62T U.N.							
42								
43								
44								
45								
46								
47								
48								
49								
50								
51								
52								
53								
54								
55								
56								
57								
58								
59								
60								1663

No. Prints	Issued to	For	Date
5	Shop	Fab	5/12/65
4	V.S.H.D.	Appl	5/14/65

CONTRACT #5 STAGE 1
F.A.I.-91-1 (21)

JOB # 29487

NOTE:
NO PAINT WITHIN 3" OF OPEN HOLES.

4/30/65
Revised

THE STANDARD STRUCTURAL STEEL CO.
NEWINGTON 11, CONN.

Drawing No. 26 Made by MDR
Date APRIL 6.65 Checked by W.T.
Bolts 7/8φ H.S. Open Holes 15/16φ
Shop Paint SEE SPECS. Field Conns.
Job I-91 OVER VT. 44 & MILL BROOK
Address WEATHERSFIELD-WINDSOR-HARTLAND-VT.

JOSEPH MERRITT & CO. 10 X 155 N.Y.S.

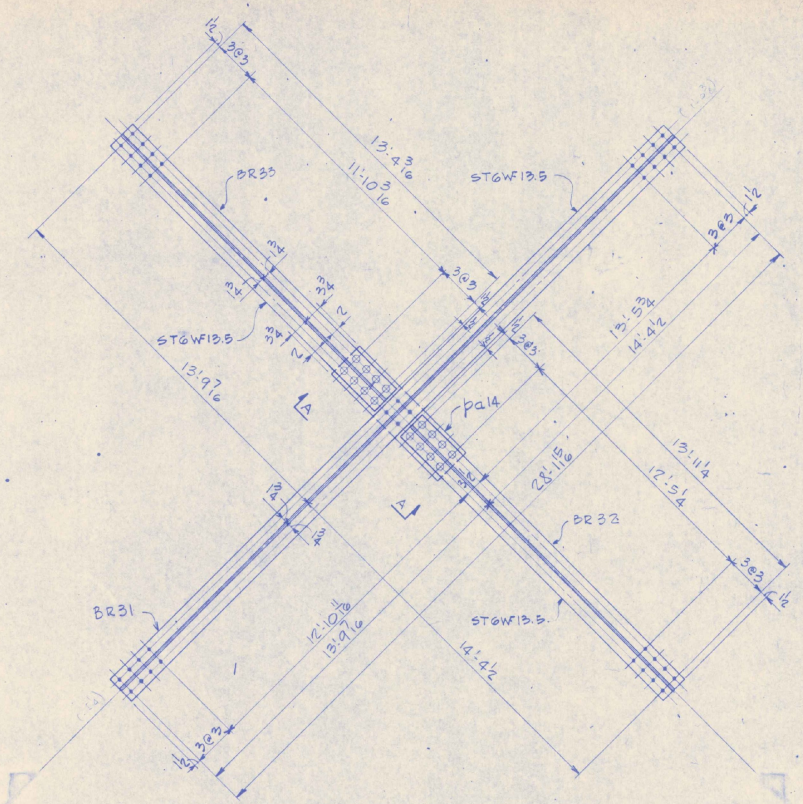

2 FRAMES - MK WB14

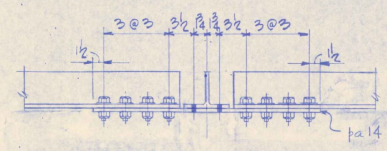

SECTION "A-A"

SHOP BILL

LINE	ASS'BLY MARK	NO.	SHAPE	SECTION	LENGTH FT.	LENGTH IN.	REMARKS	WEIGHT
1								
2								
3			2	FRAMES	MK	WB14		
4	BR31	2	ST	6WF13.5	28	4 15/16		767
5	BR32	2	ST	6WF13.5	14	2 1/4		383
6	pa14	2	PL	7 1/2 x 5/8	2	7 1/2		85
7	BR33	2	ST	6WF13.5	13	7 3/16		367
8								
9								
10								
11								
12								
13								
14								
15								
16								
17								
18								
19								
20				SHOP BOLTS				
21		32	7/8 φ	H.S. BOLTS	0	2 1/2	A-325	20
22		32	7/8 φ	HEX NUTS				
23		32	7/8 φ	HARDENED WASHER				
24								
25								
26								
27								
28				FIELD BOLTS				
29		72	7/8 φ	H.S. BOLTS	0	2 1/2	A-325	46
30		72	7/8 φ	HEX NUTS				
31		72	7/8 φ	HARDENED WASHERS				
32								
33								
34								
35								
36								
37								
38								
39								
40								
41	ALL MAT'L TO BE AS TM A-36-62T U.N.							
42								
43								
44								
45								
46								
47								
48								
49								
50								
51								
52								
53								
54								
55								
56								
57								
58								
59								
60								1668

No. Prints	Issued to	For	Date
5	Shop	Fab	5/12/65
4	VSHD	Impt	4/14/65

CONTRACT #5 STAGE 1
F.A.I-91-1 (21)

JOB # 29487

NOTE:
NO PAINT WITHIN 3" OF OPEN HOLES.

4/30/65
Revised

THE STANDARD STRUCTURAL STEEL CO.
NEWINGTON 11, CONN.

Drawing No. 27 Made by MDR
Date APRIL 6, 65 Checked by WT
Bolts 7/8 φ H.S. Open Holes 15/16 φ
Shop Paint SEE SPECS. Field Conns.
Job I-91 OVER VT. 44 & MILL BROOK
Address WEATHERSFIELD-WINDSOR-HARTLAND-VT.

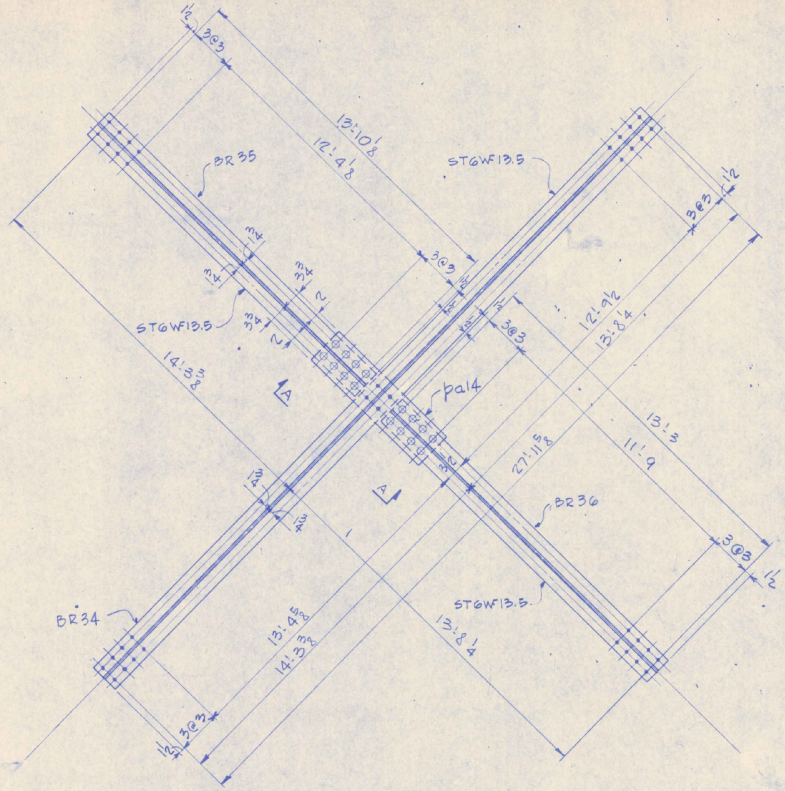

2 FRAMES - MK WB15

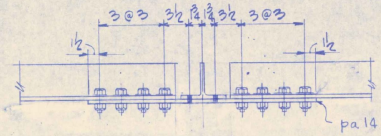

SECTION "A-A"

SHOP BILL

LINE	ASS'BLY MARK	NO.	SHAPE	SECTION	LENGTH FT.	LENGTH IN.	REMARKS	WEIGHT
3		2		FRAMES MK WB15				
4	BR34	2	ST	6WF13.5	28	2 5/8		762
5	BR35	2	ST	6WF13.5	14	1 1/8		381
6	pa14	2	PL	7/8 x 5 1/8	2	7 1/2		15
7	BR36	2	ST	6WF13.5	13	6		365
20				3/4ø BOLTS				
21		32	7/8ø	H.S. BOLTS	0	2 1/2	A-325	20
22		32	7/8ø	HEX NUTS				
23		32	7/8ø	HARDENED WASHER				
28				FIELD BOLTS				
29		72	7/8ø	H.S. BOLTS	0	2 1/2	A-325	46
30		72	7/8ø	HEX NUTS				
31		72	7/8ø	HARDENED WASHERS				
41	ALL MAT'L TO BE ASTM A-36 GRTU.N.							
60								1659

No. Prints	Issued to	For	Date
5	Shop	Fab	5/31/65
4	W.F.D.	Appvl	5/28/65

CONTRACT #5 STAGE I
F.A.I.91-1 (21)

JOB # 29487

NOTE:
NO PAINT WITHIN 3" OF OPEN HOLES.

4/30/68
Revised

THE STANDARD STRUCTURAL STEEL CO.
NEWINGTON 11, CONN.

Drawing No. 28 Made by MDR
Date April 7, 1965 Checked by W.F.D.
Bolts 7/8ø H.S. Open Holes 180
Shop Paint S & S PECO Field Conns.
Job I-91 OVER VT. 44 & MILL BROOK
Address HEATH FIELD - WINDSOR - HARTLAND - VT.

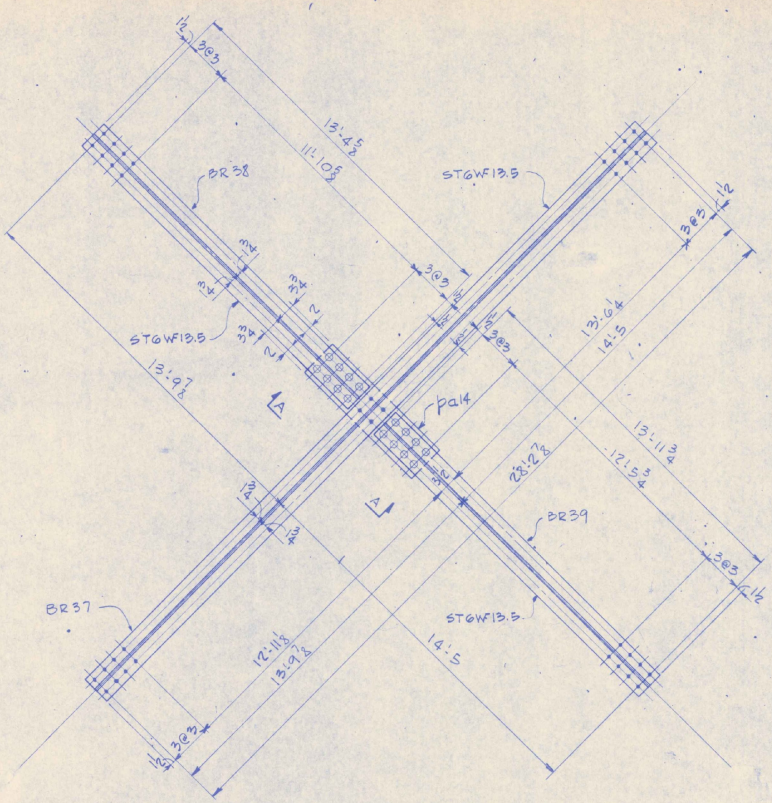

2 FRAMES - MK WB16

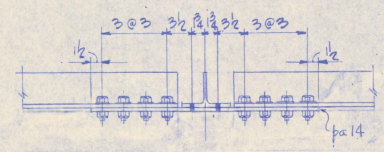

SECTION "A-A"

SHOP BILL

LINE	ASS'BLY MARK	NO.	SHAPE	SECTION	LENGTH FT.	LENGTH IN.	REMARKS	WEIGHT
1								
2								
3			2	FRAMES	MK	WB16		
4	BR37	2	ST	6WF13.5	28	5 7/8		769
5	BR38	2	ST	6WF13.5	13	7 5/8		368
6	pa14	2	R	7 1/2 x 5/8	2	7 1/2		85
7	BR39	2	ST	6WF13.5	14	2 3/4		384
8								
9								
10								
11								
12								
13								
14								
15								
16								
17								
18								
19								
20				SHOP BOLTS				
21		32	7/8φ	H.S. BOLTS	0	2 1/2	A-325	20
22		32	7/8φ	HEX NUTS				
23		32	7/8φ	HARDENED WASHER				
24								
25								
26								
27								
28				FIELD BOLTS				
29		72	7/8φ	H.S. BOLTS	0	2 1/2	A-325	46
30		72	7/8φ	HEX NUTS				
31		72	7/8φ	HARDENED WASHERS				
32								
33								
34								
35								
36								
37								
38								
39								
40								
41	ALL MAT'L TO BE AS TM A-36-62T U.N.							
42								
43								
44								
45								
46								
47								
48								
49								
50								
51								
52								
53								
54								
55								
56								
57								
58								
59								
60								1672

No. Prints	Issued to	For	Date
5	Shop	Fab	5/12/65
4	VSHD	Appd	4/19/65

CONTRACT #5 STAGE 1
F.A.I.-91-1 (21)

JOB # 29487

NOTE:
NO PAINT WITHIN 3" OF OPEN HOLES.

4/30/65
Revised

THE STANDARD STRUCTURAL STEEL CO.
NEWINGTON 11, CONN.

Drawing No. 29 Made by MDR
Date April 7 1965 Checked by W.T.
Bolts 7/8φ H.S. Open Holes 15/16φ
Shop Paint SEE SPECS. Field Conns.
Job I-91 OVER VT. 44 & MILL BROOK
Address WEATHERSFIELD - WINDSOR - HARTLAND - VT.

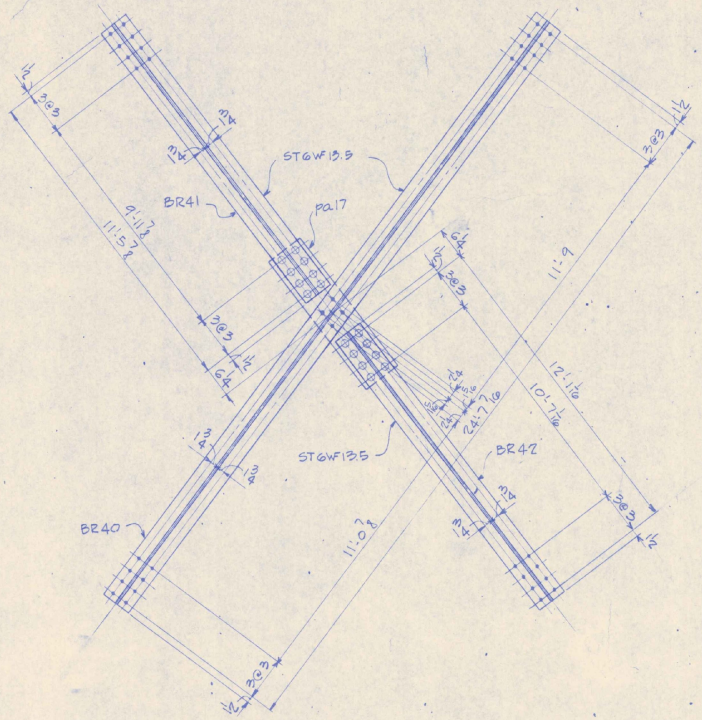

2 FRAMES - MK WB17

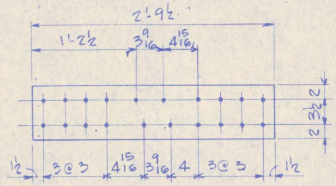

DETAIL OF pa17

SHOP BILL

LINE	ASS'BLY MARK	NO.	SHAPE	SECTION	LENGTH FT.	LENGTH IN.	REMARKS	WEIGHT
1								
2								
3			2	FRAMES	MK	WB17		
4	BR40	2	ST	6WF13.5	24	10 7/16		671
5	BR41	2	ST	6WF13.5	11	8 7/8		317
6	pa17	2	PL	7 1/2 x 5/8	2	9 1/2		91
7	BR42	2	ST	6WF13.5	12	4 1/16		333
8								
9								
10								
11								
12								
13								
14								
15								
16								
17								
18								
19								
20								
21								
22								
23								
24								
25								
26				SHOP BOLTS				
27		32	7/8 Φ	H.S. BOLTS	0	2 1/2	A-325	20
28		32	7/8 Φ	HEX NUTS				
29		32	7/8 Φ	HARDENED WASHERS				
30								
31								
32								
33								
34				FIELD BOLTS				
35		72	7/8 Φ	H.S. BOLTS	0	2 1/2	A-325	46
36		72	7/8 Φ	HEX NUTS				
37		72	7/8 Φ	HARDENED WASHERS				
38								
39								
40								
41								
42								
43	ALL MAT'L TO BE ASTM A-36-62T, U.N.							
44								
45								
46								
47								
48								
49								
50								
51								
52								
53								
54								
55								
56								
57								
58								
59								
60								1478

No. Prints	Issued to	For	Date
5	Shop	Fab	5/10/65
4	VSHD	Appl	6/9/65

CONTRACT #5 STAGE 1
F.A.I-91-1 (21)

JOB # 20487

NOTE: NO PAINT WITHIN 3" OF OPEN HOLES.

4/30/65
Revised

THE STANDARD STRUCTURAL STEEL CO.
NEWINGTON 11, CONN.

Drawing No. 30 Made by MDR
Date April 7, 1965 Checked by W.T.
Bolts 7/8 Φ Open Holes 15/16 Φ
Shop Paint SEE SPECS. Field Conns.
Job I-91 OVER VT. 44 & MILL BROOK
Address WEATHERSFIELD-WINDSOR HARTLAND-VT.

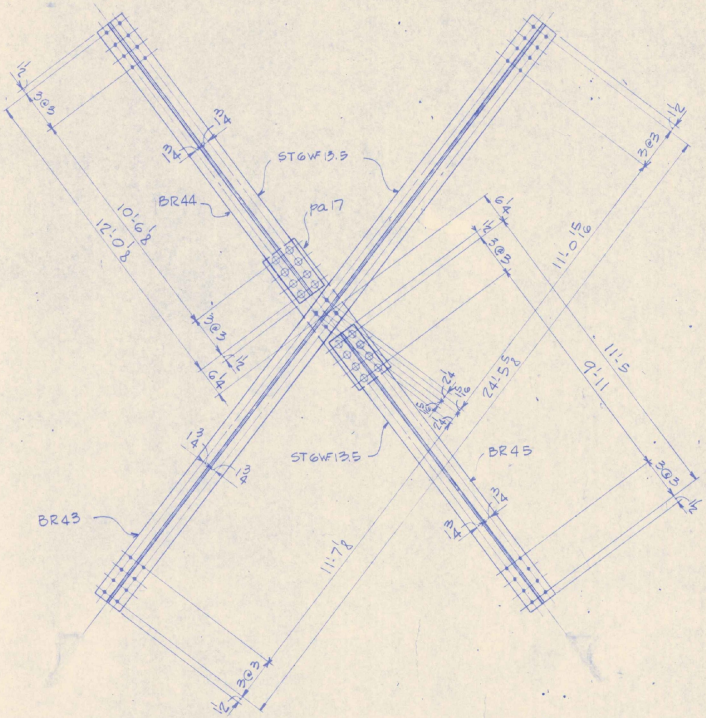

2 FRAMES - MK WB18

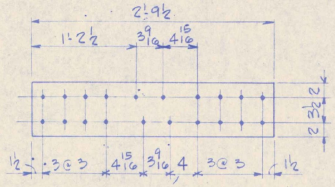

DETAIL OF pa17

SHOP BILL

LINE	ASS'BLY MARK	NO.	SHAPE	SECTION	LENGTH FT.	LENGTH IN.	REMARKS	WEIGHT
1								
2								
3			2	FRAMES	MK	WB18		
4	BR43	2	ST	6WF13.5	24	8 5/8		667
5	BR45	2	ST	6WF13.5	11	8		315
6	pa17	2	PL	7 1/2 x 5/8	2	9 1/2		91
7	BR44	2	ST	6WF13.5	12	3 1/8		331
8								
9								
10								
11								
12								
13								
14								
15								
16								
17								
18								
19								
20								
21								
22								
23								
24								
25								
26				SHOP BOLTS				
27		32	7/8 ϕ	H.S. BOLTS	0	2 1/2	A-325	20
28		32	7/8 ϕ	HEX NUTS				
29		32	7/8 ϕ	HARDENED WASHERS				
30								
31								
32								
33								
34				FIELD BOLTS				
35		72	7/8 ϕ	H.S. BOLTS	0	2 1/2	A-325	46
36		72	7/8 ϕ	HEX NUTS				
37		72	7/8 ϕ	HARDENED WASHERS				
38								
39								
40								
41								
42								
43	ALL MAT'L TO BE ASTM A 36-62T U.N.							
44								
45								
46								
47								
48								
49								
50								
51								
52								
53								
54								
55								
56								
57								
58								
59								
60								1470

No. Prints	Issued to	For	Date
5	Shop	Fab	5/12/65
4	VSHD	Appl	4/14/65

CONTRACT #5 STAGE 1
F.A.I-91-1 (21)

JOB # 20487

NOTE: NO PAINT WITHIN 3" OF OPEN HOLES.

4/30/65
Revised

THE STANDARD STRUCTURAL STEEL CO.
NEWINGTON 11, CONN.

Drawing No. 31 Made by MDR
Date April 7, 65 Checked by N.T.
Bolts 7/8 ϕ Open Holes 15/16 ϕ
Shop Paint SEE SPECS. Field Conns.
Job I-91 OVER VT 44 & MILL BROOK
Address WEATHERSFIELD-WINDSOR-HARTLAND-VT.

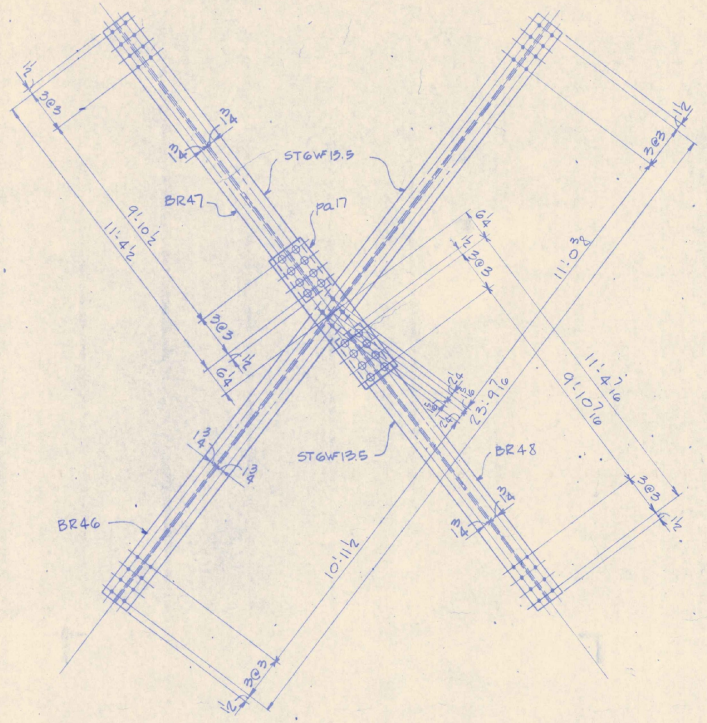

4 FRAMES - MK WB19

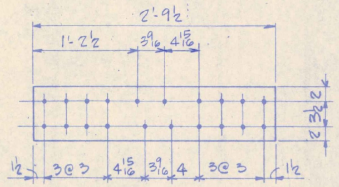

DETAIL OF pa17

SHOP BILL

LINE	ASS'BLY MARK	NO.	SHAPE	SECTION	LENGTH FT.	LENGTH IN.	REMARKS	WEIGHT
3	*	4		FRAMES MK WB19				
4	BR46	4	ST	GWF13.5	24	0 7/16		1298
5	BR47	4	ST	GWF13.5	11	7½		628
6	pa17	4	R	7½ x ⅝	2	9½		181
7	BR48	4	ST	GWF13.5	11	7 7/16		627
26				SHOP BOLTS				
27		64	⅞	H.S. BOLTS	0	2½	A.325	41
28		64	⅞	HEX NUTS				
29		64	⅞	HARDENED WASHERS				
34				FIELD BOLTS				
35		144	⅞	H.S. BOLTS	0	2½	A.325	92
36		144	⅞	HEX NUTS				
37		144	⅞	HARDENED WASHERS				
43	ALL MAT'L TO BE ASTM A-36-62T D.N.							
60								2567

No. Prints	Issued to	For	Date
5	Shop	Fab	5/16/67
9	AS-Built	Final	11/9/67

CONTRACT # 5 STAGE 1
F.A.501-1 (21)

JOB # 10487

NOTE: NO PAINT WITHIN 3" OF OPEN HOLES.

Revised

THE STANDARD STRUCTURAL STEEL CO.
NEWINGTON, 11, CONN.

Drawing No. 32 Made by MDR
Date April 7 67 Checked by WJT
Bolts ⅞ Open Holes 15 4
Shop Paint See Specs. Field Conns.
Job I-91 over Vt. 44 & Mill Brook
Address Weathersfield-Windsor-Hartland-Vt.

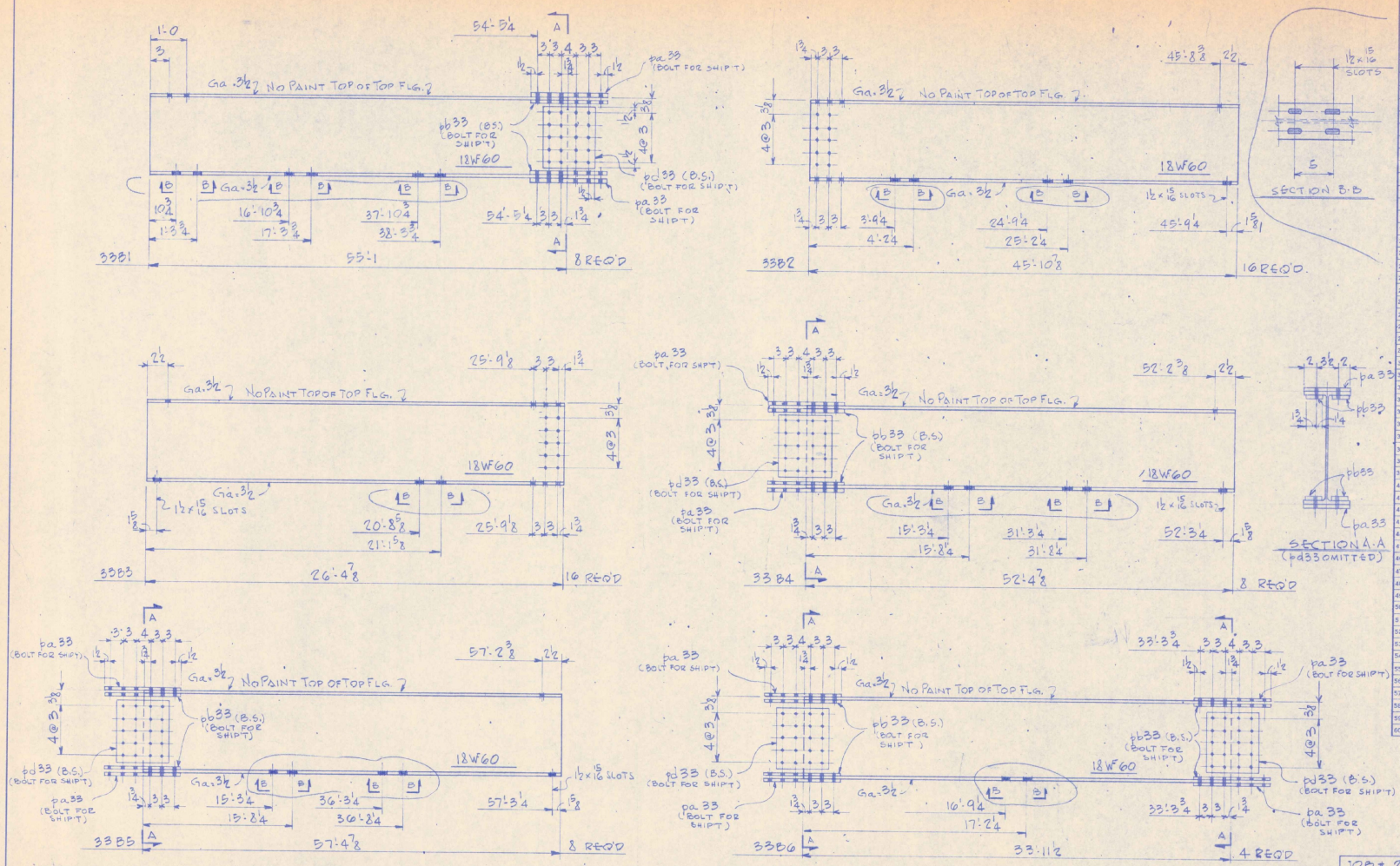

SHOP BILL

LINE	ASS'BLY MARK	NO.	SHAPE	SECTION	LENGTH FT.	LENGTH IN.	REMARKS	WEIGHT
1								
2			8	BEAMS	MK	33B1		
3		8	WF	18×60	55	1		
4	pa 33	16	PL	7½×½	1	7		26440
5	pb 33	32	PL	3×½	1	7		331
6	pd 33	16	PL	13×7/16	1	3		269
7								394
8			16	BEAMS	MK	33B2		
9		16	WF	18×60	45	10⅞		44070
10								
11			16	BEAMS	MK	33B3		
12		16	WF	18×60	26	4⅞		25350
13								
14			8	BEAMS	MK	33B4		
15		8	WF	18×60	52	4⅞		25755
16	pa 33	16	PL					331
17	pb 33	32	PL					264
18	pd 33	16	PL					394
19								
20			8	BEAMS	MK	33B5		
21		8	WF	18×60	57	4⅞		27555
22	pa 33	16	PL					331
23	pb 33	32	PL					264
24	pd 33	16	PL					394
25								
26			4	BEAMS	MK	33B6		
27		4	WF	18×60	33	11½		8150
28	pa 33	16	PL					331
29	pb 33	32	PL					264
30	pd 33	16	PL					394
31								
32								
33								
34				FIELD ERECTION BOLTS				
35	WEB	640	⅞ φ	H.S. BOLTS	0	2¾		
36	FLG	768	⅞ φ	H.S. BOLTS	0	3	ASTM A-325	898
37		1408	⅞ φ	HEX NUTS				
38		1408	⅞ φ	HARDENED WASHERS				
39								
40								
41								
42								
43	ALL MAT'L TO BE, ASTM A-36-62T U.N.							
44								
45								
46								
47								
48								
49								
50								
51								
52								
53								
54								
55								
56								
57								
58								
59								
60								161574

No. Prints	Issued to	For	Date
5	Shop	Rev	6/24/65
5	Shop	Exh	5/18/65
4	VSHD	Appl	6/16/65

JOB # 29487

CONTRACT # 5 STAGE 1
F.A. I-91-1 (21)

NOTE:
NO PAINT WITHIN 3" OF OPEN HOLES.

THE STANDARD STRUCTURAL STEEL CO.
NEWINGTON 11, CONN.

Drawing No. 33 Made by MDR
Date April 12, 65 Checked by W.T.
Bolts ⅞ φ Open Holes 15/16 φ U.N.
Shop Paint SEE SPECS. Field Conns.
Job I-91 OVER VT. 44 & MILL BROOK
Address WEATHERSFIELD-WINDSOR-HARTLAND-VT.

Revised

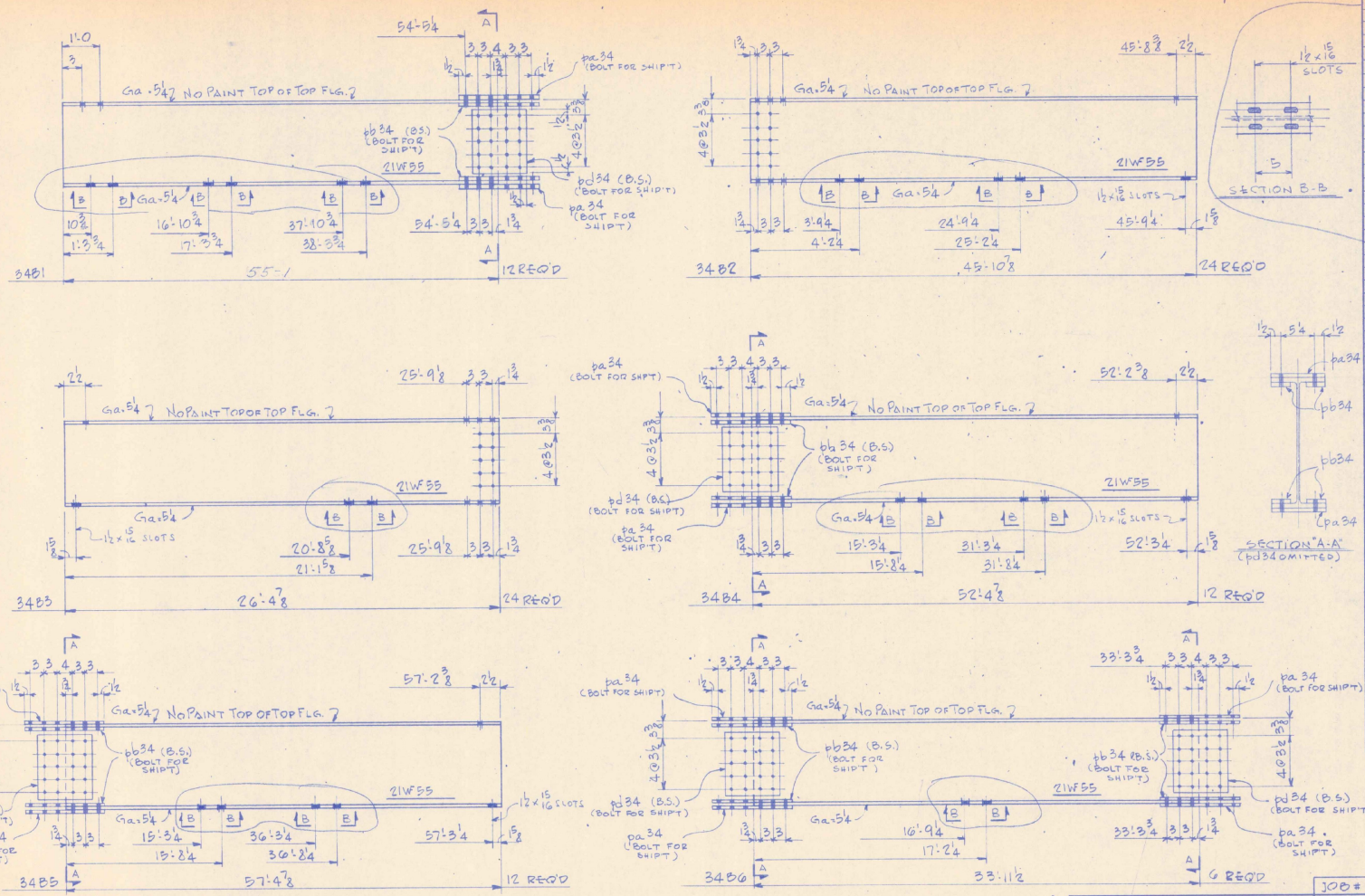

SHOP BILL

Line	Ass'bly Mark	No.	Shape	Section	Length Ft.	Length In.	Remarks	Weight
1								
2			12	BEAMS	MK	34B1		
3		12	WF	21 x 55	55	1		36355
4	pa 34	24	PL	8¼ x 5/16	1	7		342
5	pb 34	48	PL	3 x 5/16	1	7		248
6	pd 34	24	PL	13 x 3/8	1	5		577
7								
8			24	BEAMS	MK	34B2		
9		24	WF	21 x 55	45	10⅞		60596
10								
11			24	BEAMS	MK	34B3		
12		24	WF	21 x 55	26	4⅞		34856
13								
14			12	BEAMS	MK	34B4		
15		12	WF	21 x 55	52	4⅞		34588
16	pa 34	24	PL					342
17	pb 34	48	PL					248
18	pd 34	24	PL					577
19								
20			12	BEAMS	MK	34B5		
21		12	WF	21 x 55	57	4⅞		37888
22	pa 34	24	PL					342
23	pb 34	48	PL					248
24	pd 34	24	PL					577
25								
26			6	BEAMS	MK	34B6		
27		6	WF	21 x 55	33	11½		11206
28	pa 34	24	PL					342
29	pb 34	48	PL					248
30	pd 34	24	PL					577
31								
32								
33								
34				FIELD ERECTION BOLTS				
35	WEB	960	⅞ϕ	H.S. BOLTS	0	2½	ASTM A-325	1347
36	FLG	1152	⅞ϕ	H.S. BOLTS	0	2½		
37		2112	⅞ϕ	HEX NUTS				
38		2112	⅞ϕ	HARDENED WASHERS				
39								
40								
41								
42								
43								
44	ALL MAT'L TO BE ASTM A-36-62T U.N.							
45								
46								
47								
48								
49								
50								
51								
52								
53								
54								
55								
56								
57								
58								
59								
60								221504

No. Prints	Issued to	For	Date
5	Shop	Rev	5/26/65
5	Shop	Fab	5/11/65
4	USHD	App'l	5/6/65

JOB # 29487

CONTRACT # 5 STAGE 1
F.A. I-91-1(21)

NOTE: NO PAINT WITHIN 3" OF OPEN HOLES.

5/26/65
Revised

THE STANDARD STRUCTURAL STEEL CO.
NEWINGTON 11, CONN.

Drawing No. 34 Made by MDR
Date April 12 65 Checked by N.T.
Bolts ⅞ϕ Open Holes 15/16 ϕ U.N.
Shop Paint SEE SPECS. Field Conns.
Job I-91 OVER VT. 44 & MILL BROOK
Address WEATHERSFIELD-WINDSOR-HARTLAND-VT.

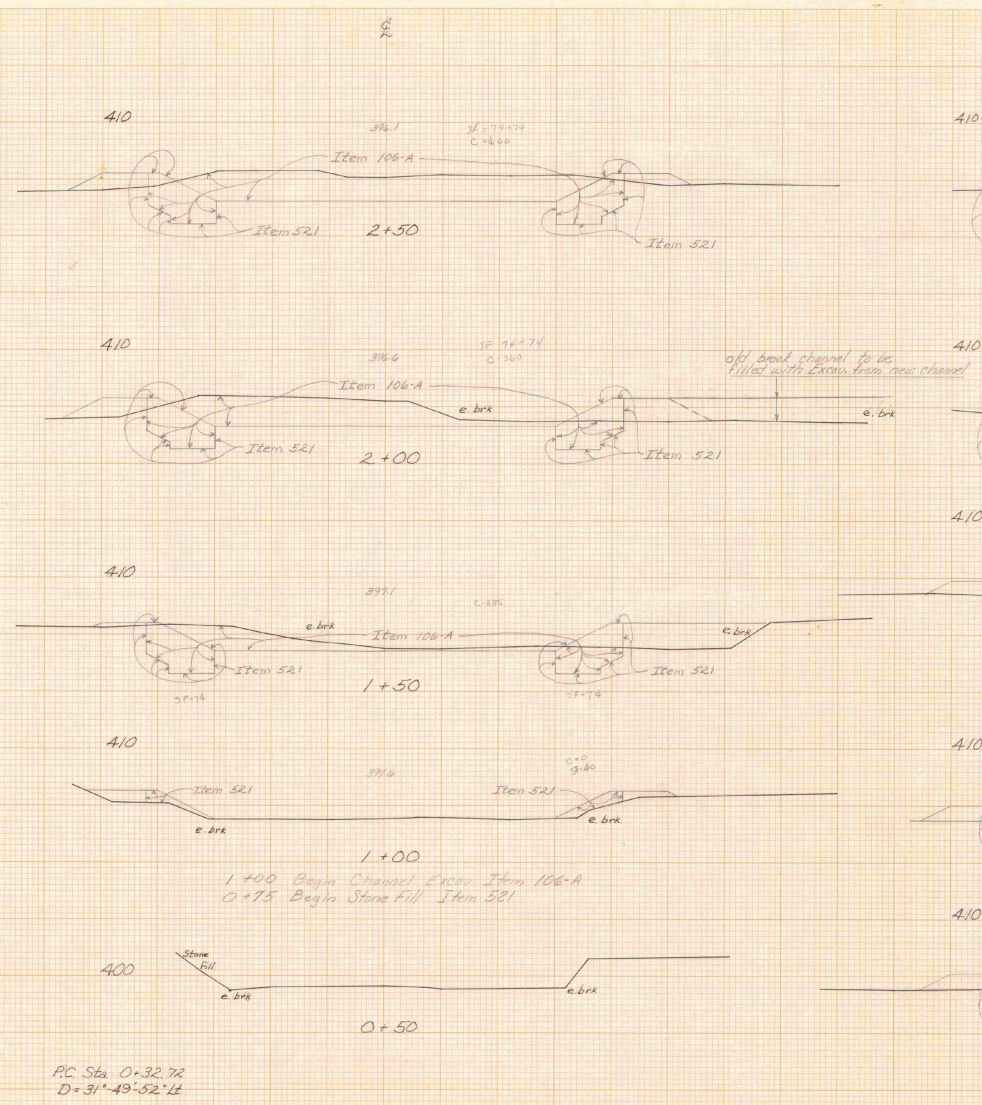

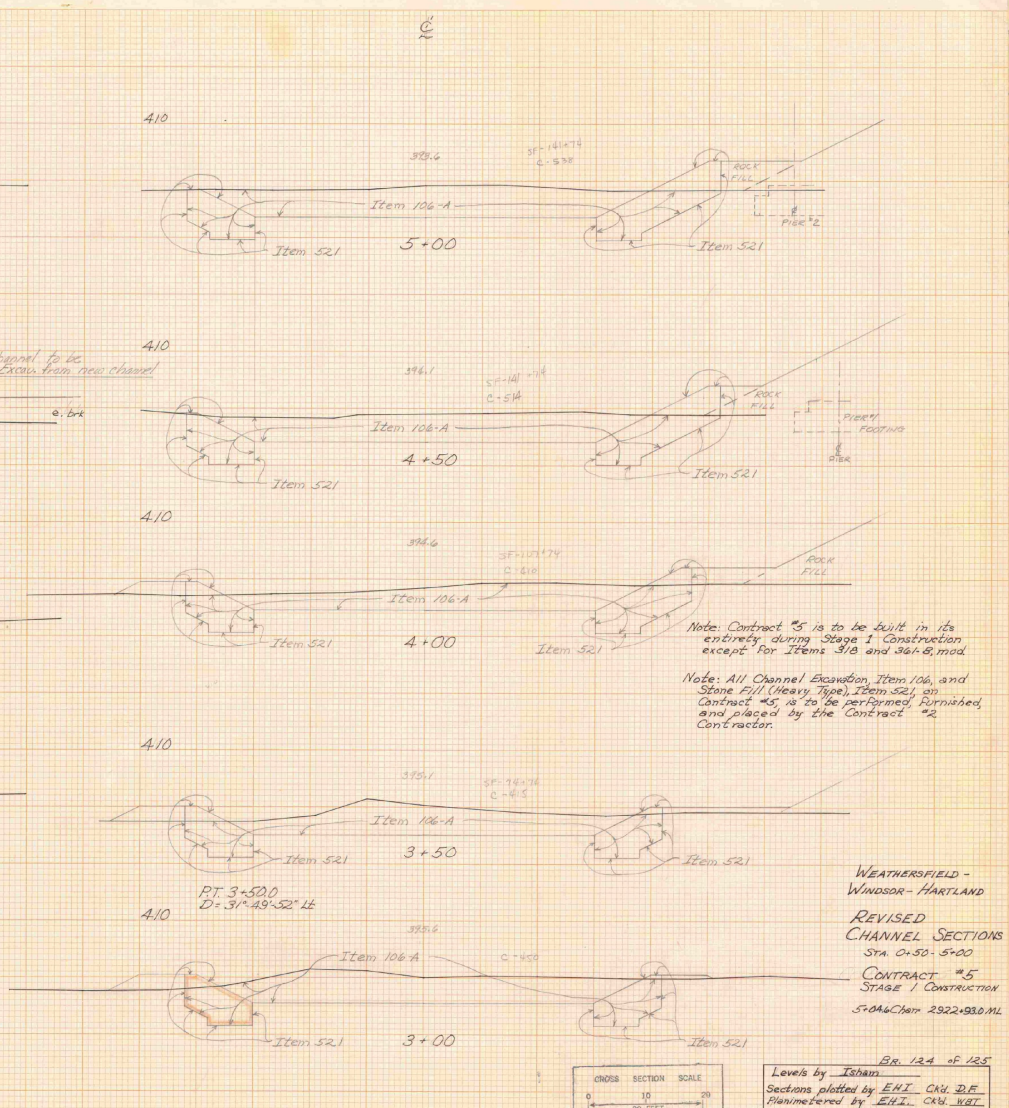

Note: Contract #5 is to be built in its entirety during Stage 1 Construction except for Items 318 and 361-8, mod.

Note: All Channel Excavation, Item 106, and Stone Fill (Heavy Type), Item 521, on Contract #5, is to be performed, furnished, and placed by the Contract #2 Contractor.

WEATHERSFIELD - WINDSOR - HARTLAND

REVISED CHANNEL SECTIONS
STA. 0+50 - 5+00

CONTRACT #5
STAGE 1 CONSTRUCTION

5+04.6 Chan. 2922+93.0 ML

CROSS SECTION SCALE
0 10 20
20 FEET
HORIZ. & VERT.

BR. 124 of 125

Levels by Isham
Sections plotted by EHI Ck'd. D.F.
Planimetered by EHI. Ck'd. WBT

Project I91-1(21) C15
SHEET 34 OF 53

1

KEUFFEL & ESSER CO. MADE IN U.S.A.
K&E STANDARD CROSS SECTION

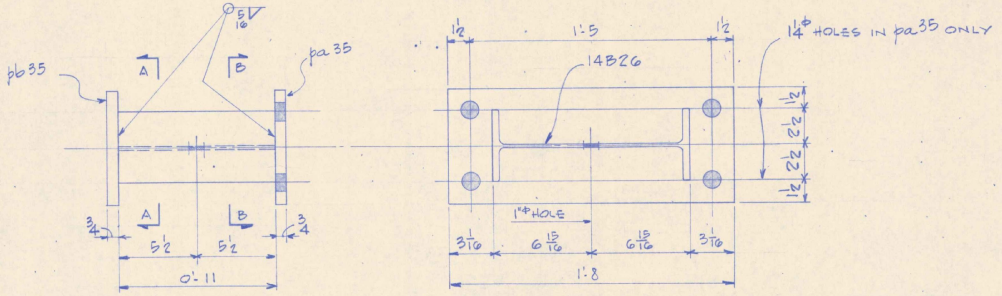

SECTION B-B

SECTION A-A SIMILAR

GIRDER BUMPER - 8 REQ'D - MK GB1

SHOP BILL

LINE	ASS'BLY MARK	NO.	SHAPE	SECTION	LENGTH FT.	LENGTH IN.	REMARKS	WEIGHT
8			8	GIRDER BUMPERS	MK	GB1		
9	pa35	8	PL	8 × 3/4	1	8		277
10	pb35	8	PL	8 × 3/4	1	8		277
11		8	B	14 × 26	0	11		191
12								16
41	ALL MAT'L TO BE ASTM A 36-62T							
60								761

No. Prints	Issued to	For	Date
5	Shop	Fab	5/19/65
4	VSHD	Appl	6/6/65

CONTRACT #5 STAGE 1
F.A. I-91-1 (21)

JOB # 29487

Revised

THE STANDARD STRUCTURAL STEEL CO.
NEWINGTON 11, CONN.

Drawing No. 35 Made by MDR
Date April 12 65 Checked by W.T.
Bolts — Open Holes AS NOTED
Shop Paint SEE SPECS Field Conns. —
Job I-91 OVER VT. 44 & MILL BROOK
Address WEATHERSFIELD-WINDSOR-HARTLAND-VT.

JOSEPH MERRITT & CO. 10 2152
N. Y. S.



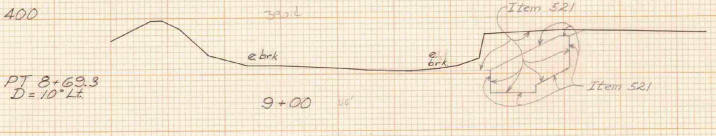

End Stone Fill Item 521
End Channel Excav. Item 106-A
Sta. 9+30 Rt.



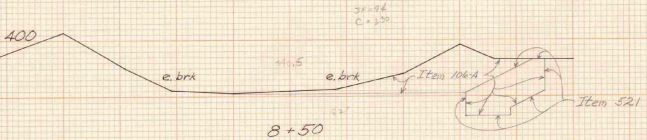

Note: Contract #5 is to be built in its entirety during Stage 1 Construction except for Items 318 and 361-B, mod.

Note: All Channel Excavation, Item 106, and Stone Fill (Heavy Type), Item 521 on Contract #5 is to be performed, furnished, and placed by the Contract #2 Contractor.

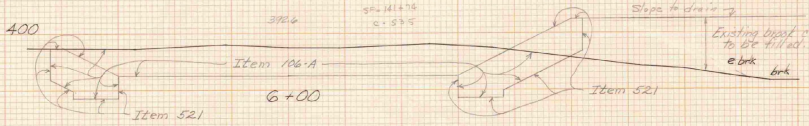

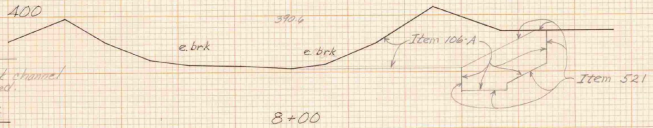

Sta. 6+00 Lt.
End Stone Fill Item 521
End Channel Excav. Item 106-A

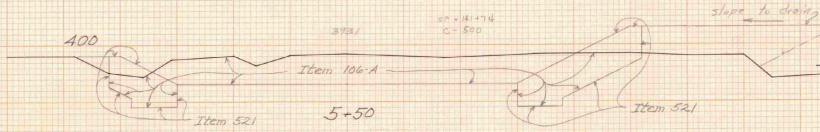

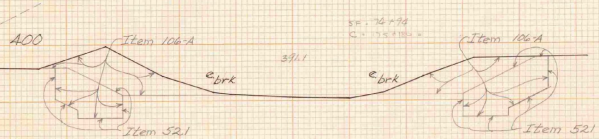

PC 5+19.30
D=10° Lt.

CROSS SECTION SCALE
0 10 20
20 FEET
HORIZ. & VERT.

WEATHERSFIELD - WINDSOR - HARTLAND

REVISED CHANNEL SECTIONS
Sta. 5+50 to 9+00

CONTRACT #5
STAGE 1 CONSTRUCTION

5+04.16 Chan. = 2922+930 ML
BR. 125 of 125

Levels by Isham
Sections plotted by EHI Ck'd D.F.
Planimetered by EHI Ck'd WBT

PROJECT I 91-1(21) 5/5
SHEET 35 OF 57

KEUFFEL & ESSER CO
MADE IN U.S.A.

2

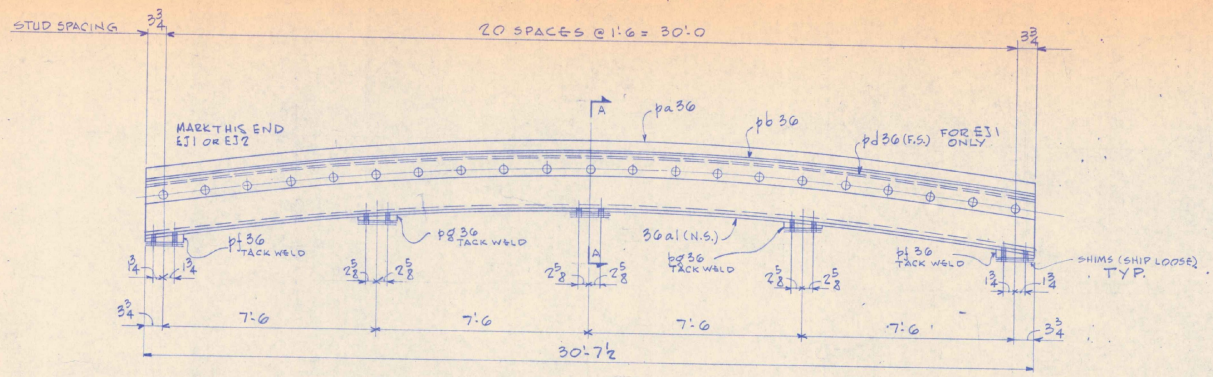

12 DEFLECTION JOINT PL's - MK EJ1
12 DEFLECTION JOINT PL's - MK EJ2

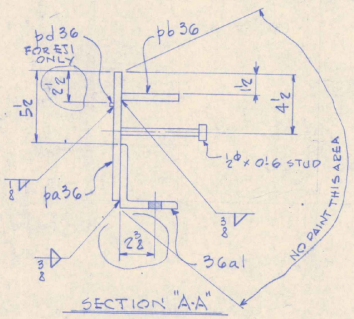

SECTION "A-A"

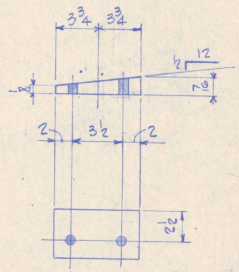

DETAIL OF pf36 (NO PAINT)

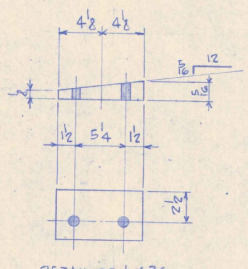

DETAIL OF pg36 (NO PAINT)

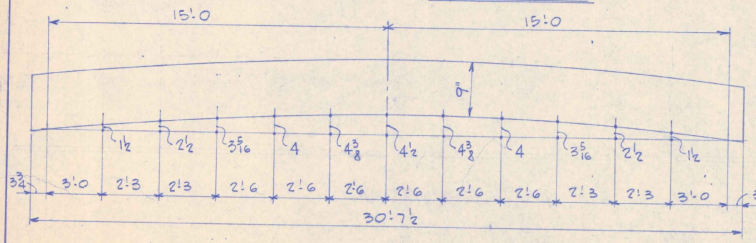

CUTTING DIAGRAM FOR pa36
& BENDING DIAGRAM FOR 36a1

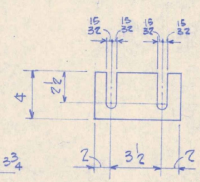

SHIMS - PL 4 x ⅛ x 0'-7½ - 150 REQ'D - MK pk36
(NO PAINT)

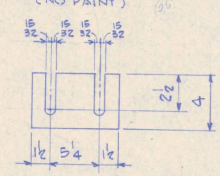

SHIMS - PL 4 x ⅛ x 0'-8¼ - 200 REQ'D - MK pm36
(NO PAINT)

SHOP BILL

LINE	ASS'BLY MARK	NO.	SHAPE	SECTION	LENGTH FT.	LENGTH IN.	REMARKS	WEIGHT
1								
2				EJ 1				
3	pa36	12	PL	9 x ½	30	7½		5735
4	pb36	12	PL	4 x ½	30	7⅝	ABOUT	2250
5	pd36	12	PL	4 x ¼	30	7⅝	ABOUT	80
6	36a1	12	L	4 x 4 x ½	30	7⅝	ABOUT	4706
7	pf36	24	PL	4 x 7/16	0	7½		91
8	pg36	24	PL	4 x 5/16	0	8¼		72
9		252	½φ	STUDS	0	6		84
10								
11								
12								
13								
14								
15								
16				EJ 2				
17	pa36	12	PL	9 x ½	30	7½		5735
18	pb36	12	PL	4 x ½	30	7⅝	ABOUT	2550
19	36a1	12	L	4 x 4 x ½	30	7⅝	ABOUT	4706
20	pf36	24	PL	4 x 7/16	0	7½		91
21	pg36	24	PL	4 x 5/16	0	8¼		72
22		252	½φ	STUDS	0	6		84
23								
24								
25								
26								
27								
28	pk36	150	PL	4 x ⅛	0	7½	SHIP	165
29	pm36	200	PL	4 x ⅛	0	8¼	LOOSE	242
30								
31								
32								
33								
34								
35								
36								
37								
38				FIELD ERECTION BOLTS				
39		240	⅞φ	H.S. BOLTS	0	3¼		
40		240	⅞φ	HEX NUTS			ASTM A-325	153
41		240	⅞φ	HARDENED WASHERS				
42								
43				WELD				
44				⅜	2205	9		792
45				⅛	367	7½		15
46								
47								
48								
49								
50	ALL MAT'L TO BE ASTM A-36-62T U.N.							
51								
52								
53								
54								
55								
56								
57								
58								
59								
60								27923

No. Prints	Issued to	For	Date
5	Shop	Rev.	5/20/65
5	Shop	Fab	5/12/65
4	V'HD	Appl	5/6/65

CONTRACT #5 STAGE 1
F.A.I-91-1(21)

JOB # 29488

THE STANDARD STRUCTURAL STEEL CO.
NEWINGTON 11, CONN.

Drawing No. 36 Made by MDR
Date April 14-65 Checked by W.T.
Bolts ⅞φ Open Holes 15/16φ
Shop Paint SEE SPECS Field Conns.
Job I-91 OVER VT. 44 & MILL BROOK
Address WEATHERFIELD - WINDSOR - HARTLAND - VT.

5/28/65
Revised

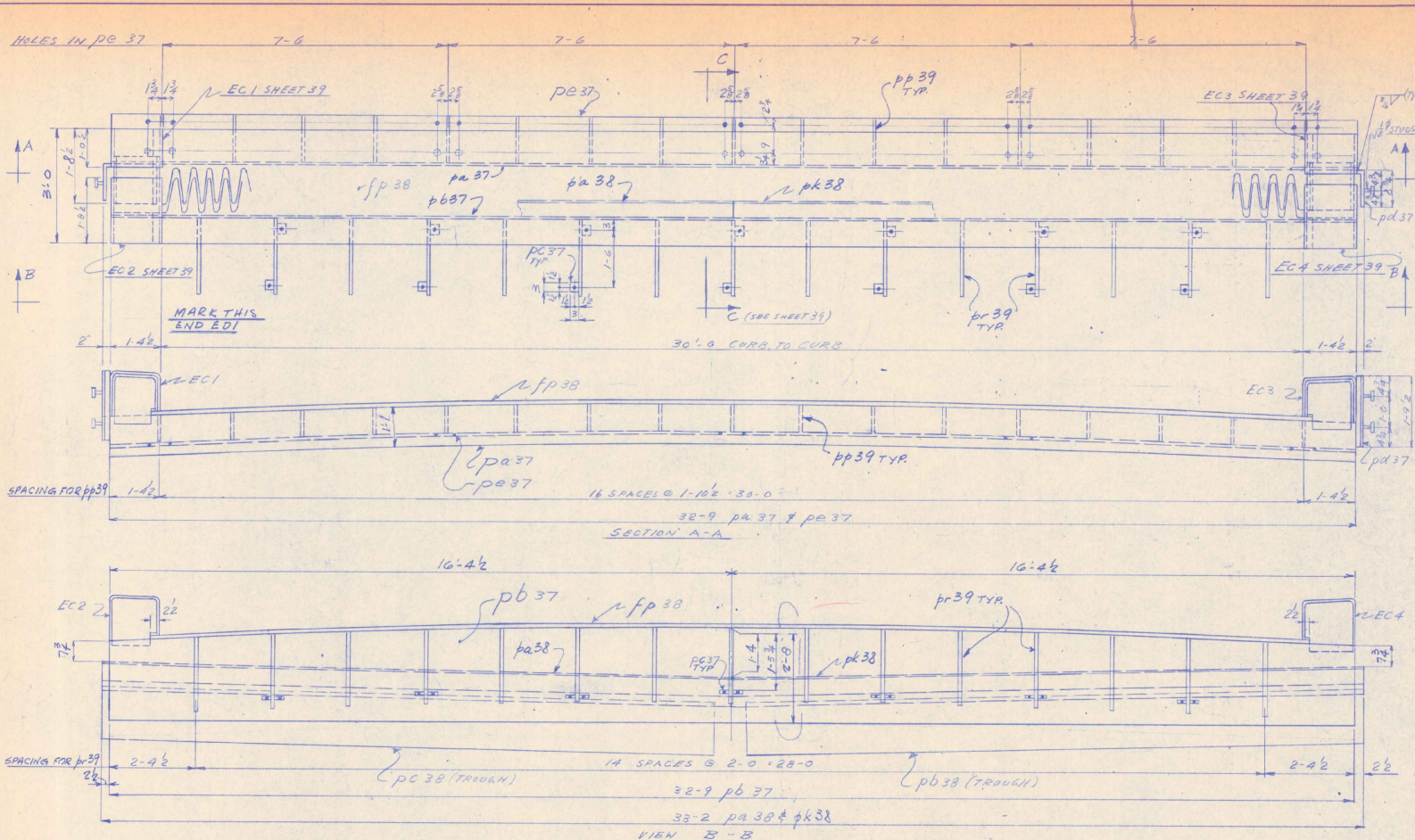

EST LIFTING WEIGHT 6½ TONS EA.

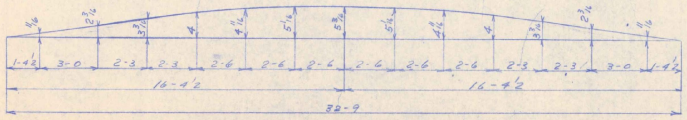

CUTTING DIAGRAM FOR pa 37 & pb 37
BENDING DIAGRAM FOR pa 37

4 EXPANSION DAMS ED 1
WORK THIS SHEET WITH SHEET 38 & 39

Contract #5 Stage 1 FA I-91-1 (21)

SHOP BILL

LINE	ASS'BLY MARK	NO.	SHAPE	SECTION	LENGTH FT.	LENGTH IN.	REMARKS	WEIGHT
1	E.D1	4		EXPANSION DAMS				
4	pa 37	4	R	13 × ¾	32	9	CUT FROM R 60 × ¾	5111
5	pb 37	4	R	32 × ¾	32	9		10877
6	pc 37	56	R	3 × ¾	0	3	A 36	109
7	pd 37	8	R	10¾ × ½	1	9½	BENT	268
8	pe 37	4	R	15 × ¾	32	9½*	BENT	5112
14		16		½ STUDS	0	3	A 36	3
17				WELD 3/16	13	8		1
22	MAT'L TO BE A 242 U.N.							
60								21471

No. Prints	Issued to	For	Date
5	Shop	Rev	5/20/65
0	VSHD	Appl	5/20/65
5	Shop	Fab	5/17/65
0	VSHD	Appl	5/17/65

5/25/65
Revised

THE STANDARD STRUCTURAL STEEL CO.
NEWINGTON 11, CONN.

Drawing No. 29488-37 Made by W.T.
Date 4-23-65 Checked by MDR
Bolts Open Holes 15/16 ⌀
Shop Paint SEE SPECS Field Conns.
Job I 91 OVER VT. 44 & MILL BROOK
Address WEATHERSFIELD - WINDSOR - HARTLAND - VT.

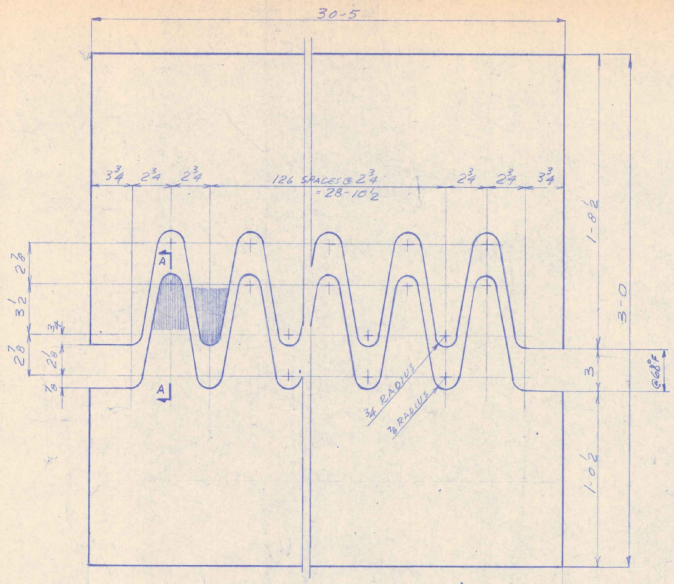

FINGER PLATE fp38

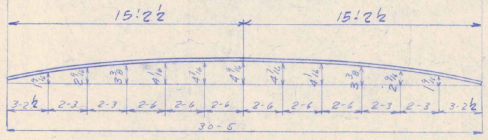

BENDING DIAGRAM FOR fp38



DETAIL OF pg 38 - 16 REQ'D

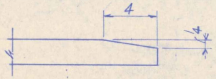

SECTION A-A
TYP ALL FINGERS

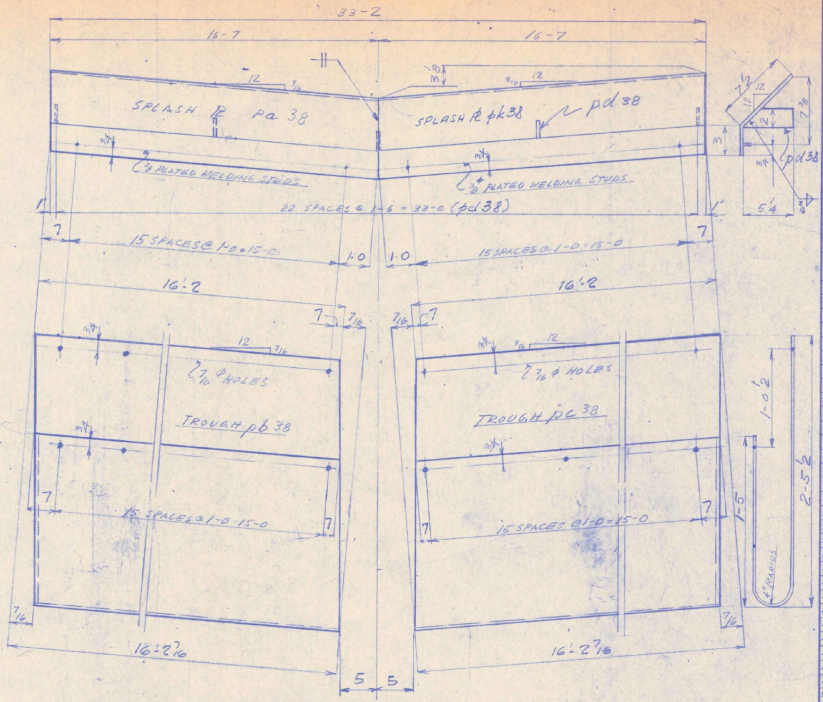

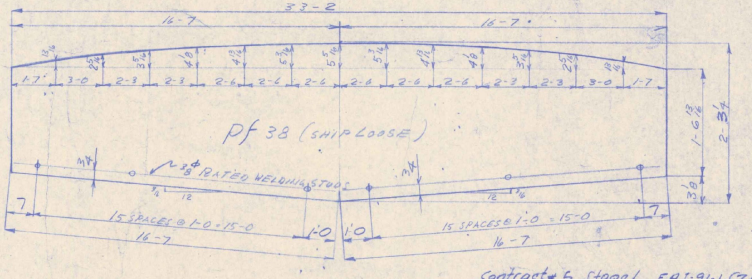

Contract 6 Stage 1 FAI-91-1.(21)

WORK THIS SHEET WITH SHEET 37 & 39

SHOP BILL

MK	ASS'BLY MARK	NO.	SHAPE	SECTION	LENGTH FT.	LENGTH IN.	REMARKS	WEIGHT
1								
2	fp38	4	PL	36 x 1/2	30	5¼	A242	22695
3								
4	pa38	4	PL	10½ x ¼	16	7¼	A242	611
5	pb38	4	R	5¼	16	2¼	1200	345
6	pc38	4	R	5¼	16	2¼	COPPER	345
7	pd38	92	E	2 x 4	0	5¼	A242	70
8	pf38	4	R	27¼ x ¼	33	2	A242	3170
9	pk38	16	R	1¼ x ¼	16	2	A242	292
10	pl38	4	R	10½ x ¼	16	7¼	A242	611
11								
12								
13								
14								
15								
16								
17								
18		256		⅜ STUDS	0	1½	PLATED	12
19		256		⅜ LOCK WASHERS				2
20		256		⅜ NUTS				12
21								
22								
23								
24								
25								
26								
27								
28								
29								
30								
31								
32								
33								
34								
35								
36								
37								
38								
39								
40								
41								
42								
43								
44								
45								
46								
47								
48								
49								
50								
51								
52								
53								
54								
55								
56								
57								
58								
59								
60							TOTAL	23153

Note: Size of copper drain troughs require that each trough have one vertical & one horizontal lapped and soldered joint with joints located to suit fabrication requirements

No. Prints	Issued to	For	Date
2	VSHD	APPROVED	11/26/65
5	VSHD	Rev.	
5	SHOP	Rev.	11/26/65
4	VSHD	Rev.	8/3/65
5	SHOP	Rev.	7/14/65
1	VSHD	Rev.	7/14/65
5	SHOP	Rev.	5/24/65
4	VSHD	Appd	4/28/65

Revised	
12	10/2/65
11	8/3/65
1	5/24/65

THE STANDARD STRUCTURAL STEEL CO.
NEWINGTON 11, CONN.

Drawing No. 29489-38 Made by W.T.
Date 4/22/65 Checked by MTOR
Bolts ... Open Holes ... 7/16"
Shop Paint SEE SPECS Field Conns. ...
Job I-91 OVER RT. 44 & MILL BROOK
Address HEATHERSFIELD-WINDSOR - HARTFORD

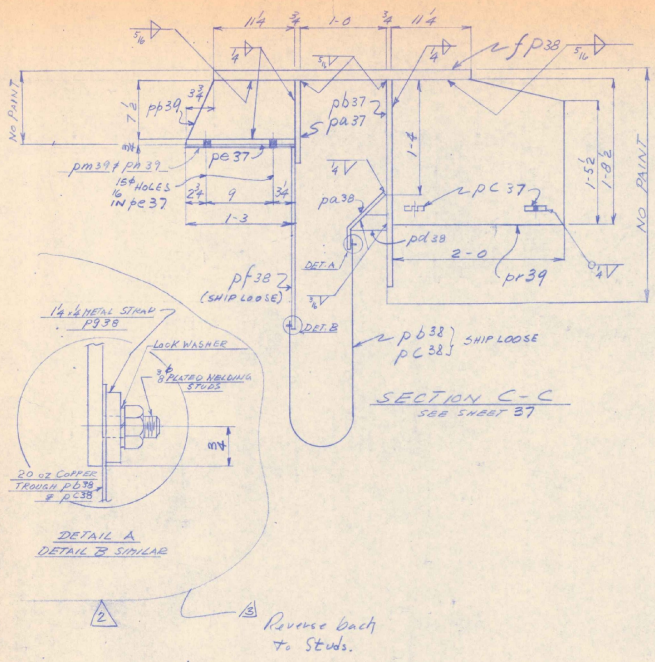

SECTION C-C
SEE SHEET 37

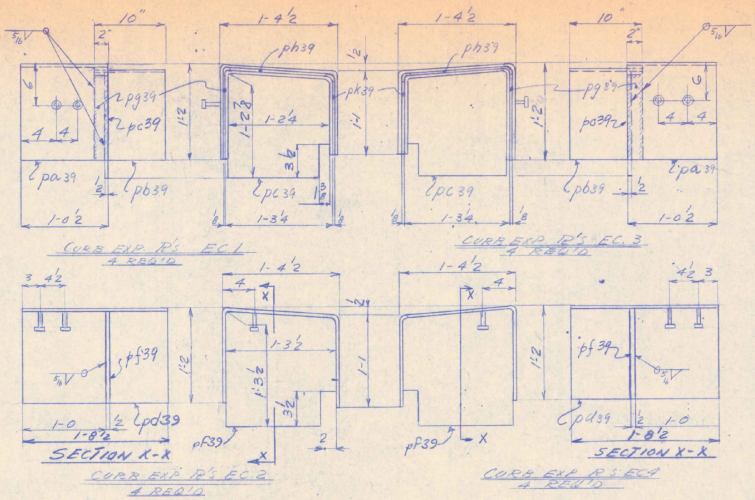

PAINT ALL SURFACES NOT IN CONTACT WITH CONCRETE

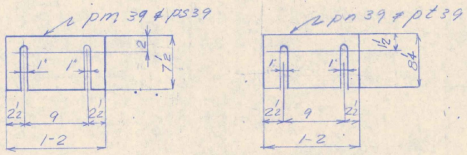

SHIMS pm38, pn39, ps39 # pt39
NO PAINT - SHIP LOOSE

SHOP BILL

LINE	ASS'BLY MARK	NO.	SHAPE	SECTION	LENGTH FT.	LENGTH IN.	REMARKS	WEIGHT
1								
2		4		CURB EXP R's EC1				
3		4	"	" EC3				
4								
5	pa39	8	R	12½ x ⅝	3	7½	ABOUT TRENT	63
6	pb39	8	R	10 x ⅝	3	5½	ABOUT TRENT	491
7	pc39	8	R	14¾ x ⅝	1	2¼		245
8	pg39	8	R	2 x ½	1	0		7
9	ph39	8	R	2 x ½	1	2	A36	8
10	pk39	8	R	2 x ½	0	11		6
11								
12								
13		4	CURB EXP.	R's EC2				
14		4	"	" EC4				
15								
16	pd39	8	R	20½ x ½	3	7½	ABOUT TRENT	1032
17	pf39	8	R	15½ x ½	1	3½		278
18								
19								
20								
21								
22		32	½	STUDS	0	3	A 36	5
23								
24		SHIMS FOR EXP. DAM						
25	pm39	24	R	7½ x ⅛	1	2	A-36	92
26	pn39	36	R	8½ x ½	1	2	A-36	153
27								
28	pp39	68	R	7½ x ½	1	3	A-36	1110
29	pr39	64	R	20½ x ½	2	0	A-36	4272
30	⚠							
31		FIELD BOLTS						
32		80	⅞ ø	H.S. BOLTS	0	3¼	A-325	51
33		80	⅞ ø	HEX NUTS				
34		80	⅞ ø	HARDENED WASHERS				
35								
36	ps39	16	R	7½ x 1	1	2		434
37	pt39	24	R	8½ x 1	1	2		801
38				WELD				
39				5/16	57	8		142
40				1/4	56	5		89
41				3/16	36	10¾		3
42	ALL MATL TO BE ASTM A-242 U.N.							
43								
44								
45								
46								
47								
48								
49								
50								
51								
52								
53								
54								
55								
56								
57								
58								
59								
60								9899

No. Prints	Issued to	For	Date
5	Shop	Appr.	8/24/65
3	VSHD	Info	8/3/65
5	Shop	Appr.	7/21/65
1	VSHD	Appl	6/11/65
5	Shop	Appr.	6/11/65
4	VSHD	Appl	6/11/65

Contract #5 Stage I FA 3-91-1 (21)

Revised
⚠ 8/20/65
⚠ 8/3/65
⚠ 7/21/65

THE STANDARD STRUCTURAL STEEL CO.
NEWINGTON 11, CONN.

Drawing No. 29488-37 Made by N.T.
Date 4/23/65 Checked by MDR
Bolts 7/8 H.S. Open Holes
Shop Paint SEE SPECS Field Conns.
Job I-91 OMAR VT. 44 # MILL BROOK
Address WEATHERSFIELD - WINDSOR MAINTAINE VT.

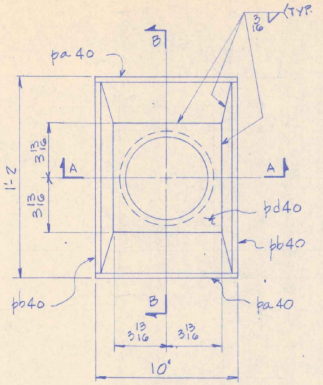

HOPPER DETAIL

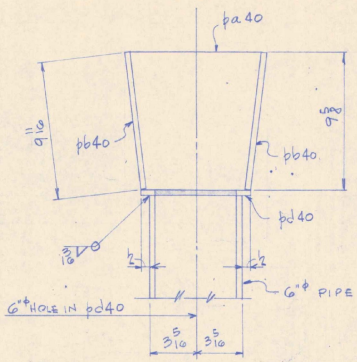

SECTION "A-A"

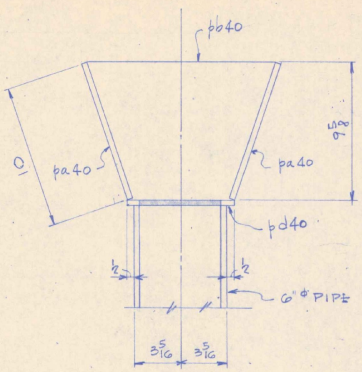

SECTION "B-B"

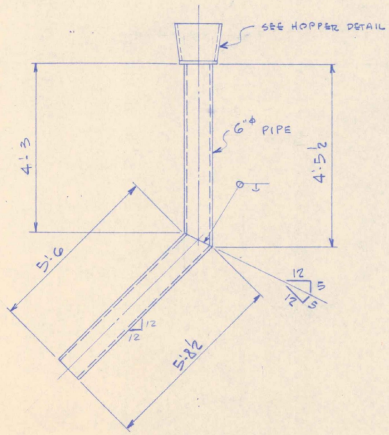

4 SCUPPERS. MK 40SC1

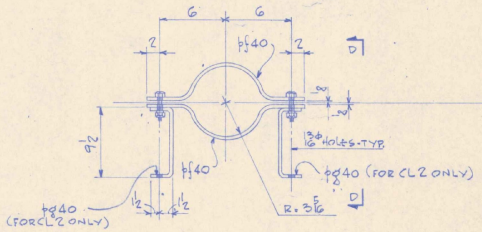

8 CLAMPS - MK CL2
4 CLAMPS - MK CL3

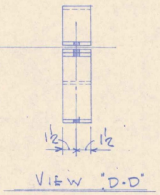

VIEW "D-D"

SHOP BILL

LINE	ASS'BLY MARK	NO.	SHAPE	SECTION	LENGTH FT.	LENGTH IN.	REMARKS	WEIGHT
1								
2			4	SCUPPERS MK 40SC1				
3	pa40	8	PL	10 x 3/8	0	10		87
4	pb40	8	PL	9 1/16 x 3/8	1	1¼		111
5	pd40	4	PL	7 5/8 x 3/8	0	7 5/8		25
6		4	GP	PIPE	4	5½		338
7	"	4	GP	PIPE	5	8½		433
8								
9								
10								
11								
12								
13								
14								
15								
16			8	CLAMPS MK CL2				
17	pf40	16	PL	3 x 3/8	1	7±	BENT	99
18	pg40	16	PL	3 x 3/8	1	3½	BENT	51
19		16	¾ϕ	BOLTS	0	4	3" THD.	24
20		16	¾ϕ	HEX NUTS			GALV.	1
21		16	¾ϕ	LOCK WASH'S				2
22								
23								
24								
25								
26			4	CLAMPS MK CL3				
27	pf40	8	PL	3 x 3/8	1	7±		50
28								
29								
30				WELD				
31				3/16	38	8¼		3
32								
33								
34								
35								
36								
37								
38								
39	ALL MAT'L TO BE WROUGHT IRON EXEPT BOLTS							
40								
41								
42								
43								
44								
45								
46								
47								
48								
49								
50								
51								
52								
53								
54								
55								
56								
57								
58								
59								
60								1233

No. Prints	Issued to	For	Date
5	2 Prog	Fab	5/15/68
4	DSHD	Appl	6/6/68

CONTRACT # 5 STAGE 1
F.A.I. 91-1 (21)

JOB # 29487

THE STANDARD STRUCTURAL STEEL CO.
NEWINGTON 11, CONN.

Drawing No. 40 Made by MDR
Date April 68 Checked by
Bolts ¾ϕ Open Holes AS NOTED
Shop Paint SCUPPERS Field Conns.
Job I-91 OVER VT. 44 & MILL BROOK
Address WETHERSFIELD-WINDSOR-HARTLAND-VT.

Revised

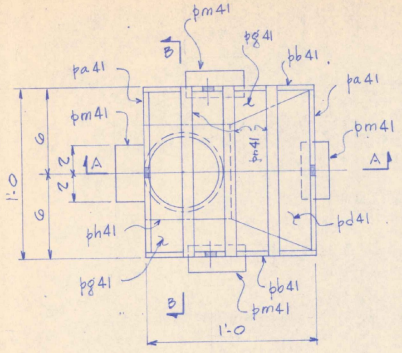

12 SCUPPERS - MK SC1

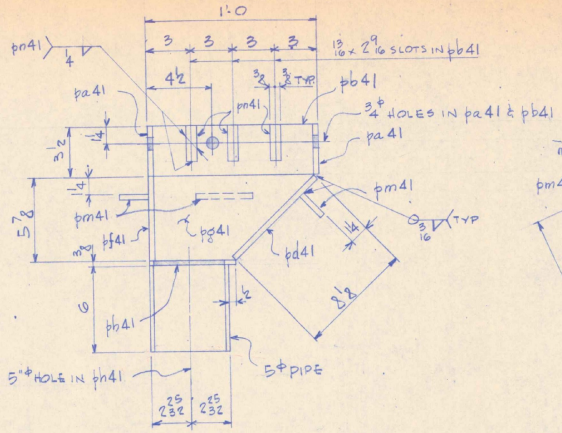

SECTION "A-A"

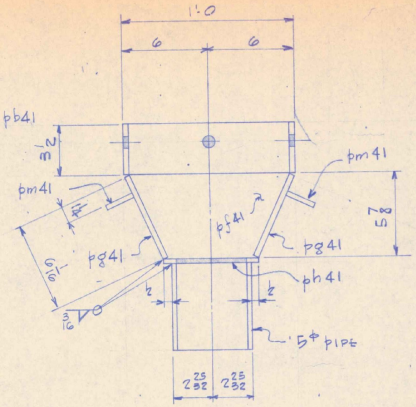

SECTION "B-B"

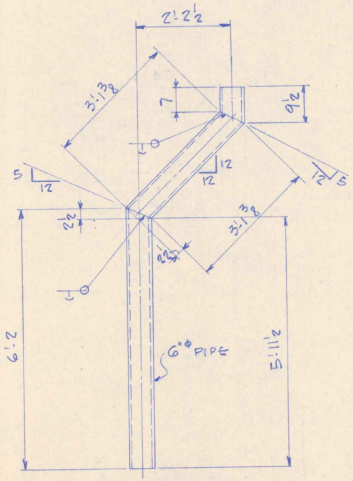

12 DOWNSPOUTS - MK DP1

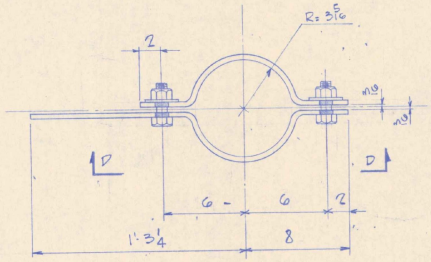

24 CLAMPS - MK CL1

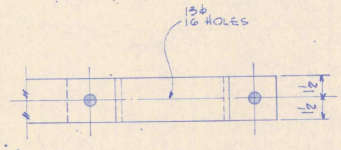

SECTION "D-D"

SHOP BILL

LINE	ASS'BLY MARK	NO.	SHAPE	SECTION	LENGTH FT.	LENGTH IN.	REMARKS	WEIGHT
1								
2								
3			12	SCUPPERS	MK	SC1		
4	pa41	24	R	3½ x 3/8	0	11¼		103
5	pb41	24	R	3½ x 3/8	1	0		119
6	pc41	12	R	8⅛ x 3/8	0	11¼		119
7	pf41	12	R	5⅞ x 3/8	0	11¼		86
8	pg41	24	R	6⅛ x 3/8	1	0		170
9	ph41	12	R	6⅛ x 3/8	0	6 9/16		52
10	pm41	48	R	2 x 3/8	0	4		42
11	pn41	96	R	2 x 3/8	1	0		234
12		12	5ϕ	PIPE	0	6		88
13								
14		12	DOWNSPOUTS	MK	DP1			
15		12	6ϕ	PIPE	0	12½		188
16		12	6ϕ	PIPE	3	3⅞		756
17		12	6ϕ	PIPE	6	2		1404
18								
19								
20								
21								
22			24	CLAMPS	MK	CL1		
23		24	R	3 x 3/8	1	7	± A-242	149
24		24	R	3 x 3/8	2	3½	± A-242	211
25		48	¾ϕ	BOLTS	0	2½	GALV.	12
26		48	¾ϕ	HEX NUTS				
27		48	¾ϕ	LOCK WASH'S				
28								
29				WELD				
30				3/16	122	5¼		11
31				¼	17	3		3
32								
33								
34								
35								
36								
37								
38								
39	ALL MAT'L TO BE WROUGHT IRON U.N.							
40								
41								
42								
43								
44								
45								
46								
47								
48								
49								
50								
51								
52								
53								
54								
55								
56								
57								
58								
59								
60								3755

No. Prints	Issued to	For	Date
5	Shop Yard	Fab. Erect.	6/16/87

CONTRACT #5 STAGE 1
F.A.I-91-1(21)

JOB# 29487

THE STANDARD STRUCTURAL STEEL CO.
NEWINGTON 11, CONN.

Drawing No. 41 Made by MDR
Date April 85 Checked by WT
Bolts ¾ϕ Open Holes AS NOTED
Shop Paint SEE SPECS Field Conns.
Job I-91 OVER VT. 44 & MILL BROOK
Address WEATHERSFIELD WINDSOR-HARTLAND VT.

Revised

JOSEPH ARRIOTT & CO. 10-5193

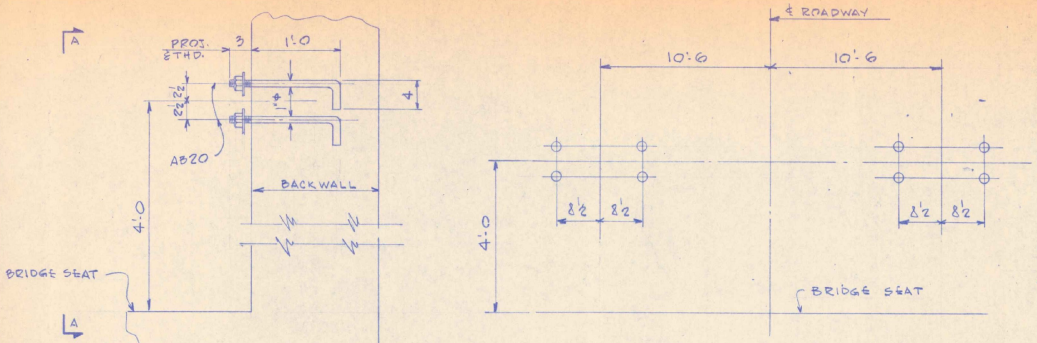

VIEW "A-A".

GIRDER BUMPER ANC. BOLTS DETAIL & LOCATION PLAN
32 REQ'D - MK AB20

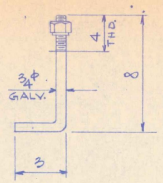

SCUPPER ANC. BOLTS
16 REQ'D - MK AB21
GALVANIZE ENTIRE ASSEMBLY

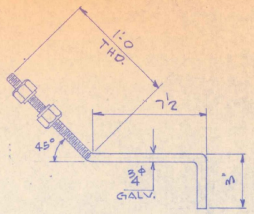

SCUPPER ANC. BOLTS
8 REQ'D - MK AB22
GALVANIZE ENTIRE ASSEMBLY

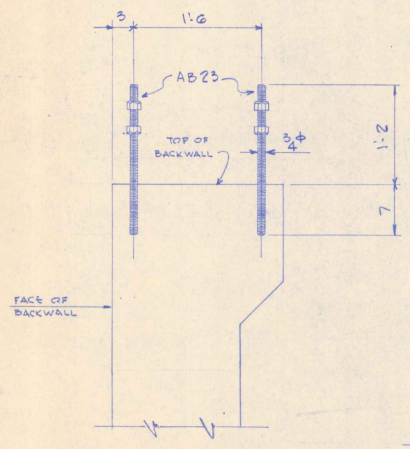

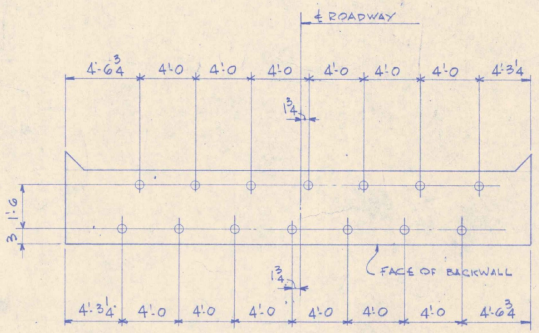

EXPANSION DAM ANC. BOLTS DETAIL & LOCATION PLAN
56 REQ'D - MK AB23

2,535,034

SHOP BILL

LINE	ASS'BLY MARK	NO.	SHAPE	SECTION	LENGTH FT.	LENGTH IN.	REMARKS	WEIGHT
1								
2								
3			32	ANC. BOLTS	MK	AB20		
4		32	1φ	ROD	1	7	BENT	135
5		32	1φ	HEX NUTS				10
6		32	1φ	STD. WASH'S				6
7								
8								
9								
10			16	ANC. BOLTS	MK	AB21		
11		16	¾φ	ROD	0	11	BENT	22
12		16	¾φ	HEX NUTS			GALV.	2
13		16	¾φ	LOCK WASH'S				2
14								
15								
16								
17			8	ANC. BOLTS	MK	AB22		
18		8	¾φ	ROD	1	10½	BENT	23
19		16	¾φ	HEX NUTS			GALV.	2
20		16	¾φ	LOCK WASH'S				2
21								
22								
23								
24			56	ANC BOLTS	MK	AB23		
25		56	¾φ	THREADED ROD	1	9		147
26		112	¾φ	HEX NUTS				14
27								
28								
29								
30								
31								
32								
33								
34								
35								
36	ALL MAT'L TO BE ASTM A36-62T							
37								
38								
39								
40								
41								
42								
43								
44								
45								
46								
47								
48								
49								
50								
51								
52								
53								
54								
55								
56								
57								
58								
59								
60								365

No. Prints	Issued to	For	Date
4	VSHD	[illegible]	3/6/65

CONTRACT #3 STAGE 1
FA I-91-1 (21)

JOB# 29487 & 29488

THE STANDARD STRUCTURAL STEEL CO.
NEWINGTON 11, CONN.

Drawing No. 42 Made by MDR
Date April 65 Checked by W.T.
Bolts — Open Holes —
Shop Paint Field Conns. —
Job I-91 OVER VT. 44 & MILL BROOK
Address WEATHERSFIELD · WINDSOR · HARTLAND - VT.

Revised

THE STANDARD STRUCTURAL STEEL CO.
NEWINGTON 11, CONN.

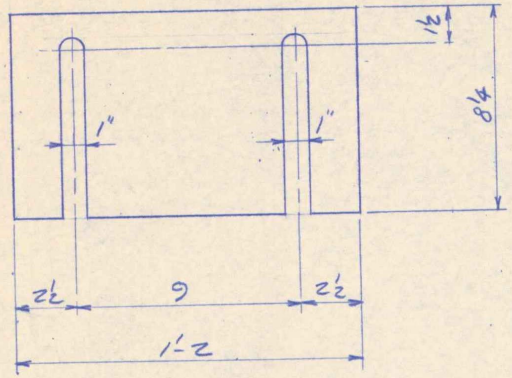

13 - SHIM PL's 8¼ x 1 x 1'-2 - NK pt 39

SHOP. Job to Del. to A.S.A.P.

CONTRACT 29488-XZ

SHOP BILL								SHOP BILL								
ASS'BLY MARK	NO.	SHAPE	SECTION	LENGTH FT.	LENGTH IN.	REMARKS	WEIGHT	ASS'BLY MARK	NO.	SHAPE	SECTION	LENGTH FT.	LENGTH IN.	REMARKS	WEIGHT	
pt39	13	PL	8¼x1	1	2	ASTM-A36										

REVISED

Job I-91 over VT. 44 & MILL BROOK Drg. No. 29488-XZ
Address WEATHERSFIELD - WINDSOR HARTLAND VT. Drawn by RGS
Bolts — Open Holes — Checked by MCH.
Date 11/1/65 Shop Paint —

ISSUED TO SHOP (3) 11/1/65



481.39
481.38
1-5
1-6
2921+07 NB Rt.
End Three Cable Guard Rail
with Steel Posts
2921+13 NB-Rt.
End Bit. Conc. Curb
Item 555
1-2
1-2
Item 102-4 Granular Borrow
Rock Fill
Rock Fill
1-4
1-4
e. rd. to brk.
e. rd. to brk.
e. brk.
e. brk.
e. wds.
390
2921+00
2921+00
10.0
NLTD
60.0
NLTD
2920+63.25 SB
Stop Roadway & Contract 2
Begin Bridge & Contract 5
10.0
Gr. Sa-A-1-b
60.0
Sa-A-1-b Wet
60.0
NLTD-Wet
2920+84.25 NB
Stop Roadway & Contract 2
Begin Bridge & Contract 5
10.0
Gr. A-1-a
52.0
Sa-A-1-b Wet
bo or le
10.0
NLTD Moist
50.0
bo or le Wet
CROSS SECTION SCALE
CONTRACT #2 #5
Stage 1 Construction
WEATHERSFIELD
WINDSOR-HARTLAND
LEVELS BY Gidney 8-9-60
SECTIONS PLOTTED BY Runyan CKD. BY SG-LD
PLANIMETERED BY CKD. BY
EXAMINED BY
PROJECT I NO. 91-1(2) FILED
SHEET 43 OF 57

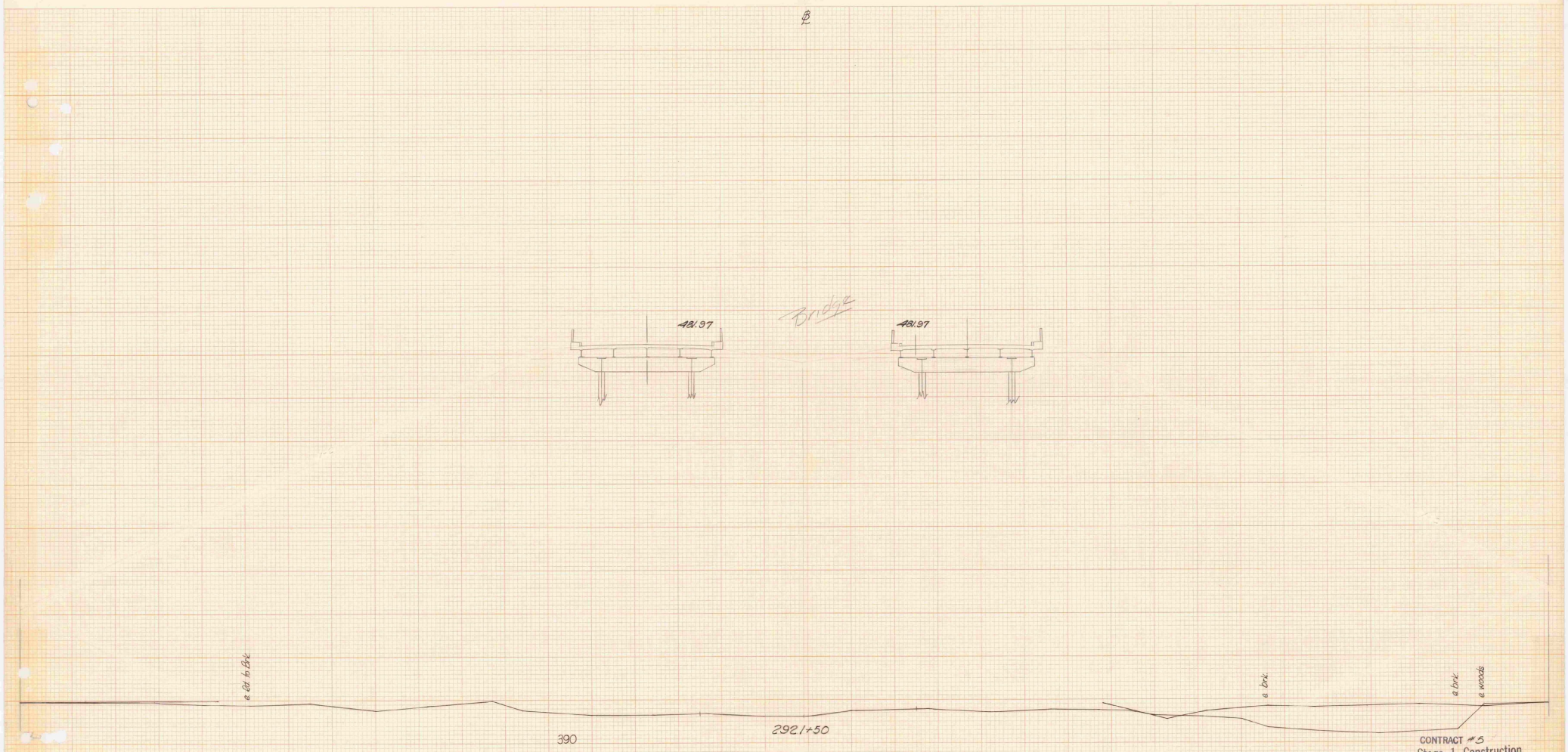

CONTRACT #5
Stage 1 Construction
WEATHERSFIELD-
WINDSOR-HARTLAND
2921+50 Median
[redacted]

CROSS SECTION SCALE
0 10 20
HORIZ. LEVEL

LEVELS BY Gidney 8-60
SECTIONS PLOTTED BY Runyon CKD. BY LD-SG
PLANIMETERED BY CKD. BY
EXAMINED BY
PROJECT I91 NO. 7(21) FILED
SHEET 44 OF 57

KEUFFEL & ESSER CO. MADE IN U.S.A. K+E STANDARD CROSS SECTION

℄

Boring: A-5, 199' Lt
of Sta 2922+13

Gravel	Elev 400.5
Sand	
*A-1-a	Boulder or Ledge El. 390.5

* Denotes B.P.R. Soil Classification





CONTRACT 5
Stage 1 Construction
WEATHERSFIELD
WINDSOR-HARTLAND
2922+00 Median

CROSS SECTION SCALE
0 10 20
20 FEET
HORIZ. & VERT.

LEVELS BY Gidney 8-9-60
SECTIONS PLOTTED BY Kenyon CKD. BY LD-SG
PLANIMETERED BY _____ CKD. BY _____
EXAMINED BY _____
PROJECT 1 NO. 91-1(21) FILED
SHEET 45 OF 57

℄

K&E STANDARD © CROSS SECTION MADE IN U.S.A. KEUFFEL & ESSER CO.
K&E STANDARD © CROSS SECTION MADE IN U.S.A. KEUFFEL & ESSER CO.

Boring #A-3, 310' Lt
of Sta 2922+45

Gravel	El. 398.22
9	Boulder or Ledge El. 393.22

Boring *A-7, 90' Lt
of Sta 2922+37

Sand	El. 399.7
18 *A-2-4	
Sand	
24 *A-1-b	El. 374.7

* denotes B.P.R. Soil Classification



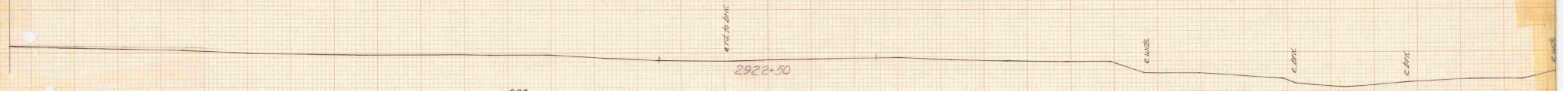

CONTRACT 5
Stage 1 Construction
WEATHERSFIELD
WINDSOR-HARTLAND
2922+50 Median

[redacted]

LEVELS BY Gidney 8-9-60
SECTIONS PLOTTED BY Kenyon CKD. BY SG-LD
PLANIMETERED BY _____ CKD. BY _____
EXAMINED BY _____
PROJECT I NO. 21-1(20) FILED
SHEET 46 OF 57

[redacted]

Boring: A-4, 279' Lt of Sta. 2922+79



Boring: A-6, 199' Lt of Sta. 2922+72

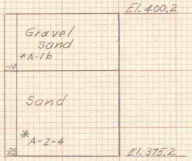

Boring: A-8, 111' Lt of Sta. 2922+94



Boring: A-9, 4' Rt of Sta. 2922+80



*Denotes B.P.R. Soil Classification

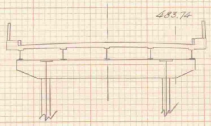

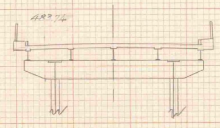

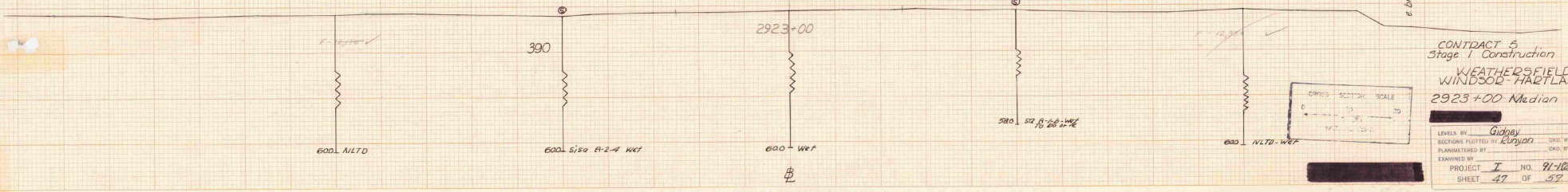

CONTRACT 5
Stage 1 Construction
WEATHERSFIELD
WINDSOR-HARTLAND
2923+00 Median

[redacted]

LEVELS BY Gidgey 8-9-60
SECTIONS PLOTTED BY Kenyon CKD. BY SG-LD
PLANIMETERED BY CKD. BY
EXAMINED BY
PROJECT I NO. 91-1(20) FILED
SHEET 47 OF 57

[redacted]

KEUFFEL & ESSER CO. MADE IN U.S.A.
K&E STANDARD © CROSS SECTIONS
KEUFFEL & ESSER CO. MADE IN U.S.A.
K&E STANDARD © CROSS SECTIONS

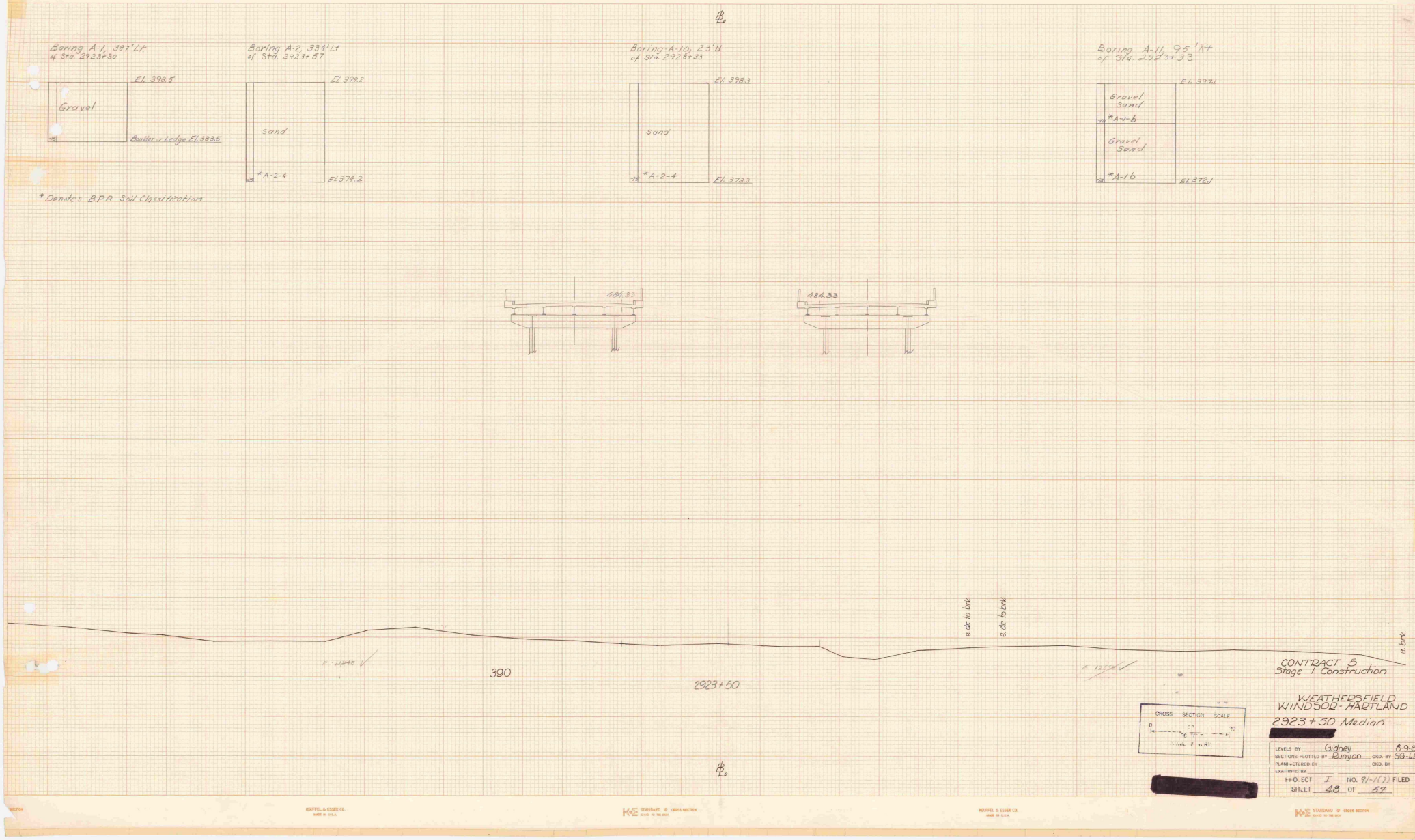

Boring A-1, 387' Lt of Sta. 2923+30
El. 398.5
Gravel
Boulder or Ledge El. 383.5
Boring A-2, 334' Lt of Sta. 2923+57
El. 399.2
Sand
*A-2-4
El. 374.2
Boring A-10, 23' Lt of Sta. 2923+33
El. 398.3
Sand
*A-2-4
El. 373.3
Boring A-11, 95' Rt of Sta. 2923+33
El. 397.1
Gravel Sand
*A-1-b
Gravel Sand
*A-1b
El. 372.1
*Denotes B.P.R. Soil Classification
484.33
484.33
e. dr. to brk
e. dr. to brk
e. brk
390
2923+50
CONTRACT 5
Stage 1 Construction
WEATHERSFIELD
WINDSOR-HARTLAND
2923+50 Median
[redacted]
CROSS SECTION SCALE
LEVELS BY Gidney 8-9-60
SECTIONS PLOTTED BY Runyon CKD. BY SG-LD
PLANIMETERED BY CKD. BY
EXAMINED BY
PROJECT I NO. 91-1(7) FILED
SHEET 48 OF 57
[redacted]



Boring A-12, 60' Rt of Sta. 2923+82
El. 398.0
Gravel
*A-1-a
Sand
*A-2-4
El. 373.0
* Denotes B.P.R. Soil Designation
Boring A-13, 177' Rt of Sta. 2923+96
El. 396.0
Sand Gravel
Boulder or Ledge El. 391.0
Boring A-14, 137' R of Sta. 2924+42
El. 396.8
Gravel *A-1b
Boulder or Ledge
484.92
484.92
2924+00
390
10.0 To bo or le
10.0 DST. W.
60.0 Wet
50.0 NLTD-Wet
CONTRACT 5
Stage 1 Construction
WEATHERSFIEL
WINDSOR-HARTLA
2924+00 Median
[redacted]
LEVELS BY Gidney 8-9-60
SECTIONS PLOTTED BY Runyon CKD. BY LD-
PLANIMETERED BY CKD. BY
EXAMINED BY
PROJECT I NO. 91-1(21) FILE
SHEET 49 OF 57
[redacted]

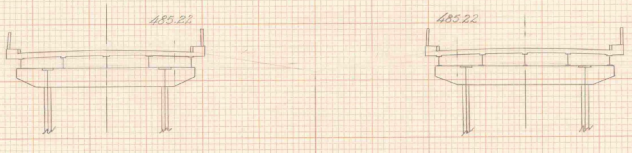

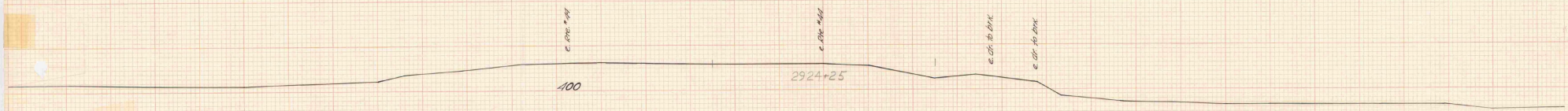

CONTRACT 5
Stage I Construction
WEATHERSFIELD
WINDSOR - HARTLAND
2924+25 Median

CROSS SECTION SCALE
0 5ft 20
HORIZ. & VERT.

LEVELS BY Gidney 8-9-60
SECT-ONS PLOTTED BY Runyon CKD. BY LD-SG
PLANI-METERED BY _____ CKD. BY _____
LXA. IN G.H. _____
H.O. EQ. I NO. 91-120 FILED
SHEET 50 OF 57

K&E STANDARD ⊕ CROSS SECTION
KEUFFEL & ESSER CO.
MADE IN U.S.A.

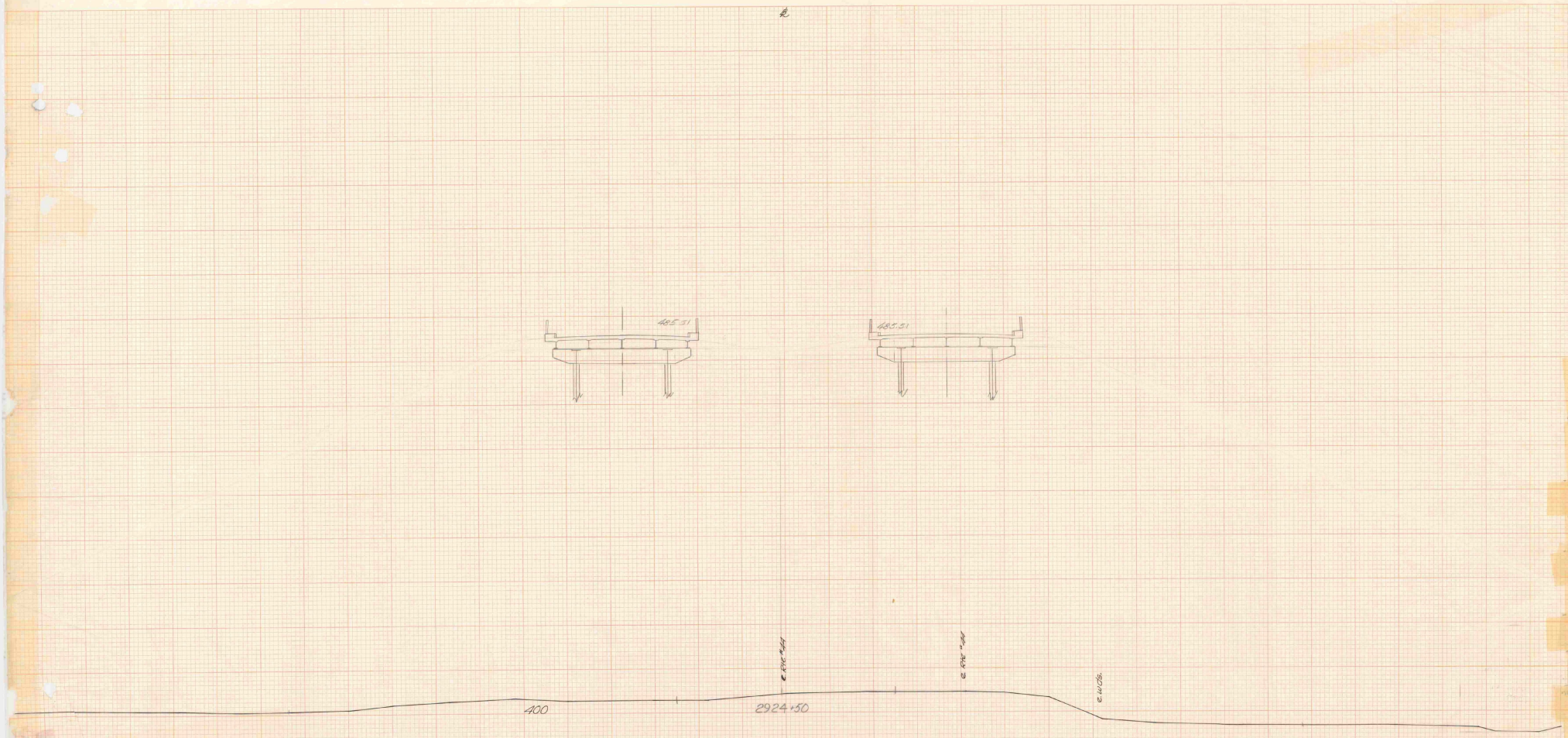

CONTRACT 5
Stage 1 Construction

WEATHERSFIELD
WINDSOR - HARTLAND
2924+50 Median

[redacted]

LEVEL BY	Gidney	8-9-60
SECTIONS PLOTTED BY	Runyon	CKD. BY LD-SG
PLANIMETERED BY		CKD. BY
DRAWN BY		
PROJECT I	NO. 91-1(21)	FILED
SHEET 51	OF 57	

CROSS SECTION SCALE
0 10 20
20 FEET
HORIZ. & VERT.

[redacted]

K&E STANDARD CROSS SECTION
KEUFFEL & ESSER CO.
MADE IN U.S.A.

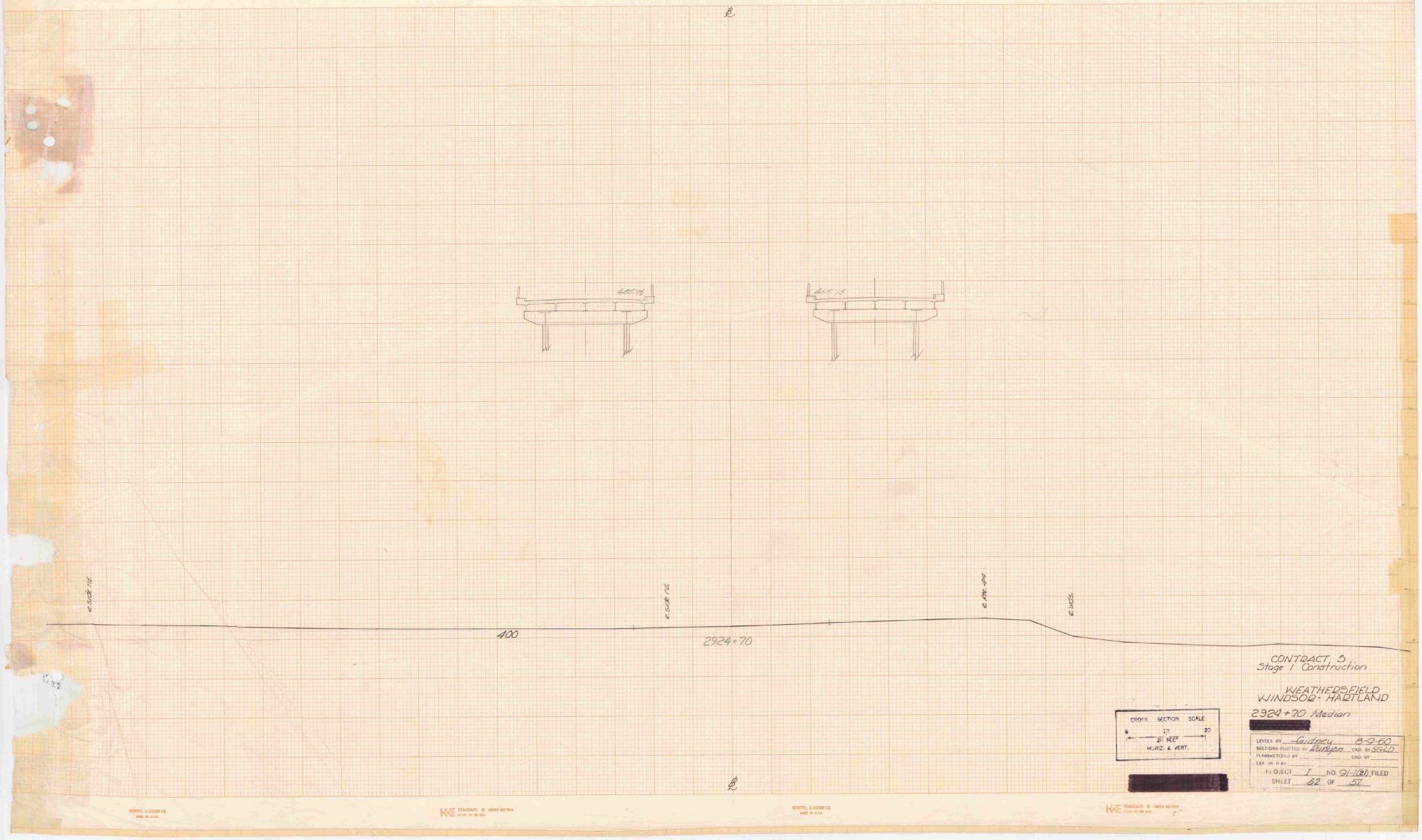

CONTRACT 5
Stage 1 Construction

WEATHERSFIELD
WINDSOR - HARTLAND

2924+70 Median

[redacted]

LEVELS BY Gidney 8-9-60
SECTIONS PLOTTED BY Runyon CKD. BY SGLD
PLANIMETERED BY CKD. BY
EXA. IN D BY
PROJECT I NO. 91-1(21) FILED
SHEET 52 OF 57

[redacted]

Vermont Agency of
Transportation
PHASE 1-INTERSTATE
#122302-01

INITIALS HANGER 437 ONE

Weathersfield-Windsor-Hartland

1965
1966

I-91-1(21) C/5

1965
1966

C/S

19 65
66

Weathersfield - Windsor - Hartland

I-91-1-(21) C/S

19 65
66

Vermont Agency of
Transportation
PHASE 1-INTERSTATE
#122302-01

INITIALS

HANGER 442

Vermont Agency of
Transportation
PHASE 1-INTERSTATE
#122302-01

INITIALS HANGER 444 ONE

C/5
19 65
66

Weathersfield-Windsor-Hartland

I-91-1 (21) C/5

C/5
19 65
66