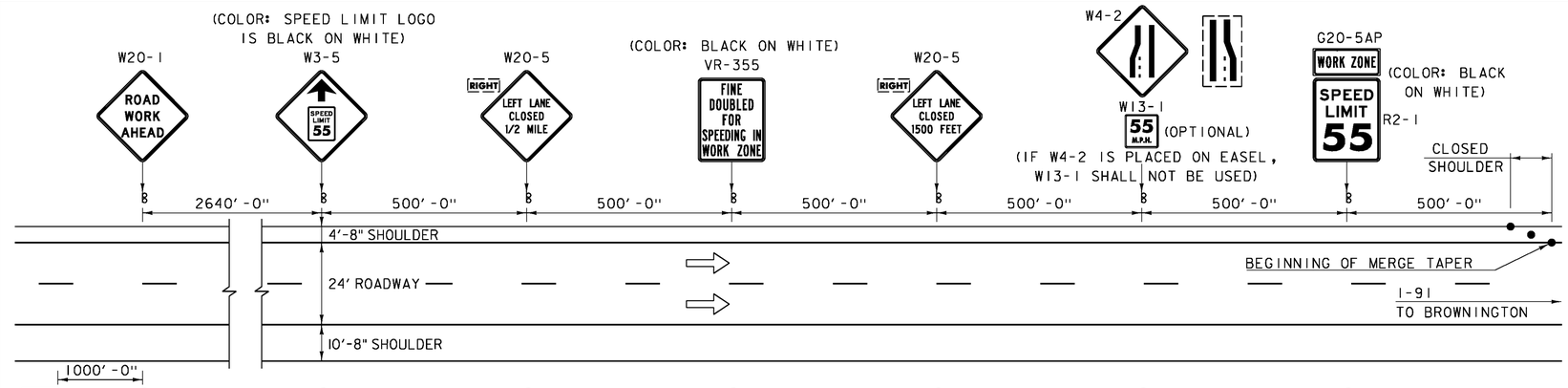

POSTED SPEED (MPH)	TAPER LENGTHS (FT) SHOULDER W=10 FT (L/3)	TAPER LENGTHS (FT) MERGING 12 FT LANE* (L)	TANGENT W=12 FT (L/2)	BARRIER FLARE RATE (MIN.)	MIN. BUFFER SPACE LENGTH (FT)	MAXIMUM CHANNELIZING DEVICE SPACING (FT) TAPER (S)	MAXIMUM CHANNELIZING DEVICE SPACING (FT) TANGENT (2S)
≤40	90	320	160	1:9	305	40	80
45	150	540	270	1:9	360	45	90
50	170	600	300	1:11	425	50	100
55	185	660	330	1:13	495	55	110
60	200	720	360	1:13	570	60	120
65	215	780	390	1:13	645	65	130

* SEE NOTE 22.

TAPER RATES ARE DETERMINED USING THE FOLLOWING EQUATION:

$L = WS$ FOR POSTED SPEEDS OF 45 MPH OR GREATER

$L = WS^2/60$ FOR POSTED SPEEDS OF 40 MPH OR LESS

L = MINIMUM LENGTH OF TAPER
W = WIDTH OF OFFSET IN FEET. (TYPICAL)
S = POSTED SPEED IN MPH

TRAFFIC DATA

LOCATION	AADT 2015	AADT 2035	DHV 2015	DHV 2035	%T 2015	%T 2035	%D 2015	%D 2035	ADTT 2015	ADTT 2035
I-91 NORTH	3600	4000	680	760	16.3	22.5	100	100	680	1000

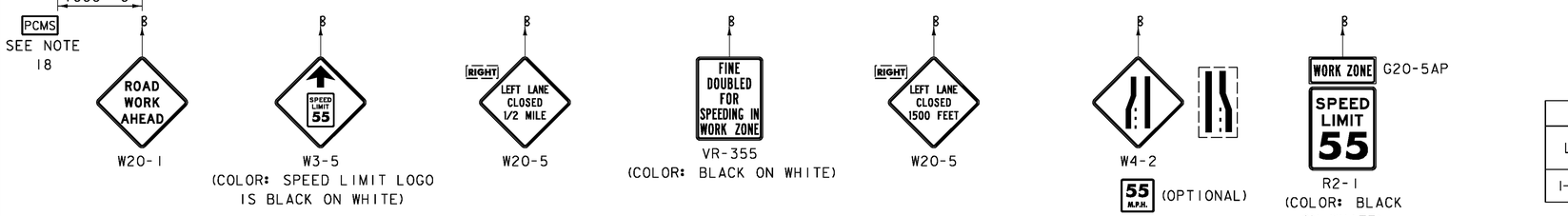

CONSTRUCTION APPROACH SIGNING ON I-91

(LEFT LANE CLOSED, RIGHT LANE SIMILAR)

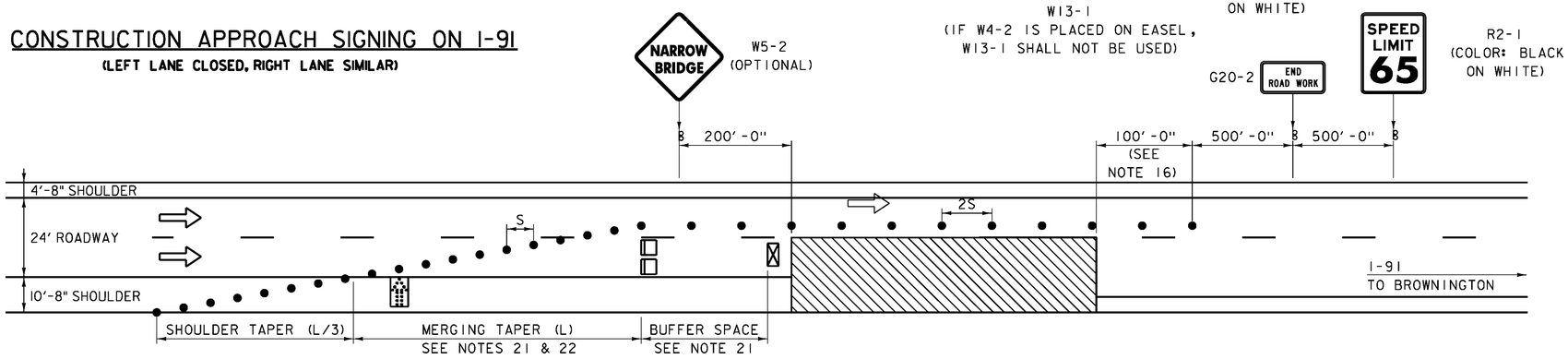

TRAFFIC CONTROL ON I-91 RIGHT LANE CLOSED

(SEE NOTE 13)

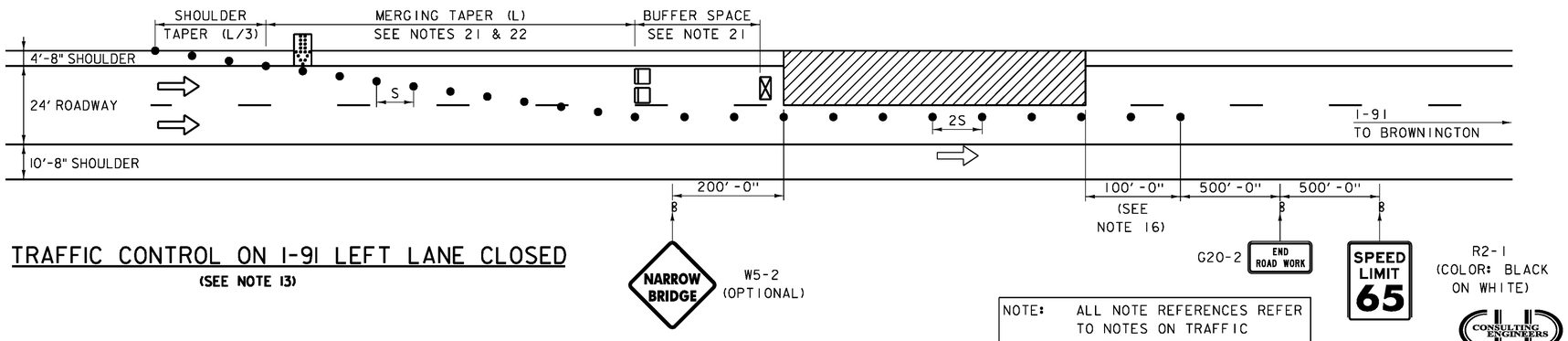

TRAFFIC CONTROL ON I-91 LEFT LANE CLOSED

(SEE NOTE 13)

NOTE: ALL NOTE REFERENCES REFER TO NOTES ON TRAFFIC CONTROL SHEET 1.

LEGEND

- FLOW OF TRAFFIC
- RETROREFLECTIVE PLASTIC DRUM
- PORTABLE ARROW BOARD
- TYPE III BARRICADE
- WORK AREA
- TRUCK-MOUNTED ATTENUATOR
- PCMS — PORTABLE CHANGEABLE MESSAGE SIGN (ITEM 641.15) (SEE NOTE 18)

CONSULTING ENGINEERS

PROJECT NAME: IRASBURG
PROJECT NUMBER: IM DECK(46)

FILE NAME: z15all6tcp-107N.dgn
PROJECT LEADER: J. BYATT
DESIGNED BY: S. BEAUMONT
TRAFFIC CONTROL SHEET 2

PLOT DATE: 2/5/2016
DRAWN BY: S. BEAUMONT
CHECKED BY: L. GREER
SHEET 12 OF 49

CLD 15-0223 MODEL: TCP2