

**EXISTING BRIDGE DATA:**  
 ROLLED BEAM, CONCRETE DECK-SPAN 1  
 3-SPAN CONTINUOUS WELDED PLATE  
 GIRDER, CONCRETE DECK-SPAN 2-4.  
 LENGTH = 447'-0"  
 WIDTH = 39'-4" RAIL-TO-RAIL  
 BUILT IN 1971

**DURABLE 6 INCH WHITE LINE (OPTION ITEM)**  
 8606+31 TO 8613+60 LT (SOLID)  
 8606+31 TO 8613+60 LT (DASHED)

**DURABLE 6 INCH YELLOW LINE (OPTION ITEM)**  
 8606+31 TO 8613+60 RT (SOLID)

**REMOVAL AND DISPOSAL OF GUARDRAIL**  
 8607+21 TO 8607+67 LT  
 8606+79 TO 8607+24 RT  
 8612+58 TO 8613+03 LT  
 8612+21 TO 8612+66 RT

**STEEL BEAM GUARDRAIL, GALVANIZED**  
 8606+79 TO 8607+04 RT  
 8607+21 TO 8607+46 LT  
 8612+41 TO 8612+66 RT  
 8612+78 TO 8613+03 LT

**ANCHOR FOR STEEL BEAM RAIL**  
 8612+66 RT  
 8613+03 LT

**DELINEATOR WITH STEEL POST**  
 8612+66 RT  
 8613+03 LT

**CAST-IN-PLACE CONCRETE CURB, TYPE B**  
 8606+93 TO 8607+33 RT  
 8607+35 TO 8607+75 LT  
 8612+12 TO 8612+52 RT  
 8612+49 TO 8612+89 LT

**REMOVING SIGNS**  
 8607+23 RT  
 8607+29 RT  
 8607+29 LT  
 8609+38 LT  
 8612+00 LT

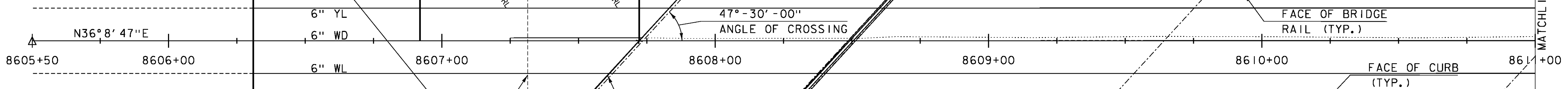
**ERECTING SALVAGED SIGNS**  
 8607+23 RT  
 8607+29 RT  
 8607+29 LT  
 8609+38 LT  
 8612+00 LT

SAWCUT FOR CAST-IN-PLACE  
 CONCRETE CURB, TYPE B  
 (INCIDENTAL TO ITEM 900.680,  
 "SPECIAL PROVISION  
 (BITUMINOUS CONCRETE PAVEMENT  
 - BRIDGE MIX - TYPE IVB)")

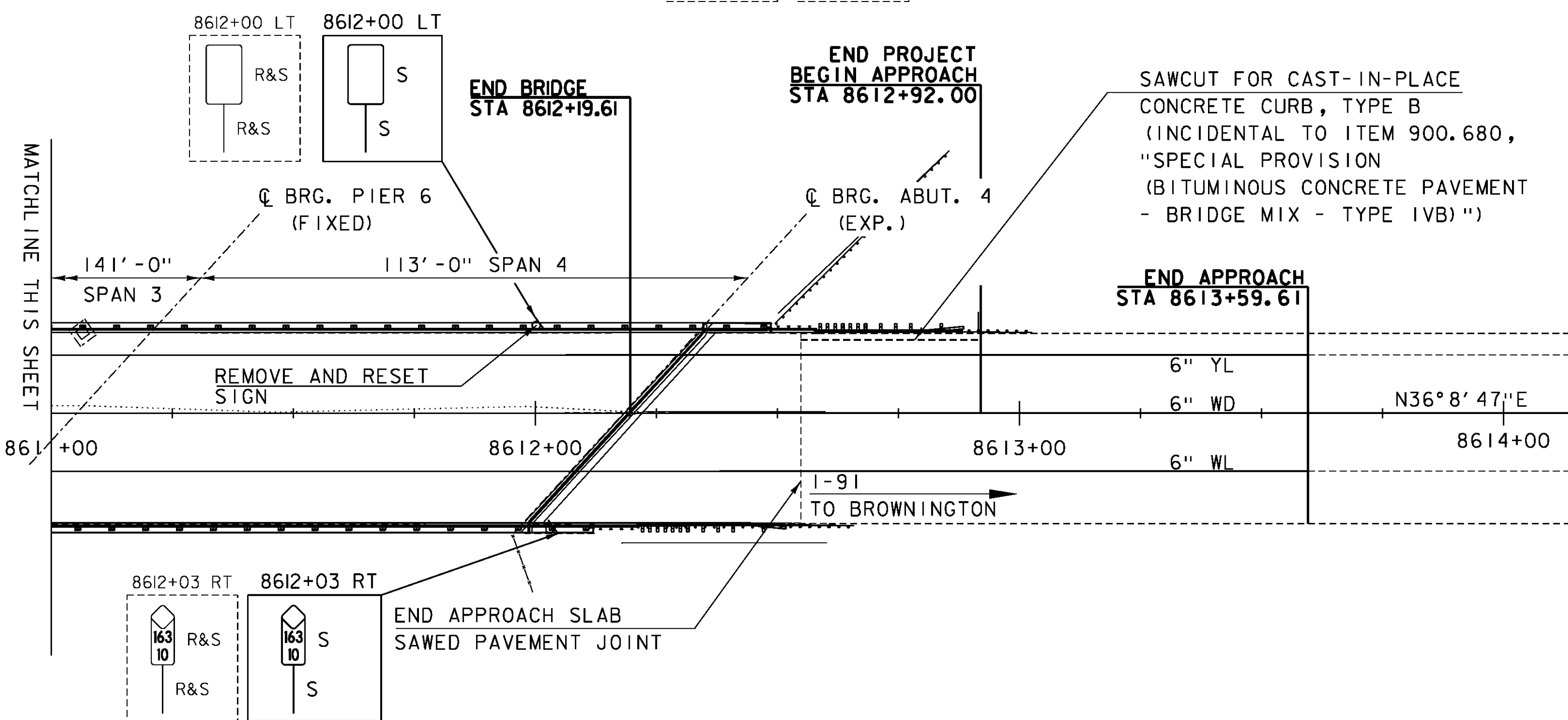
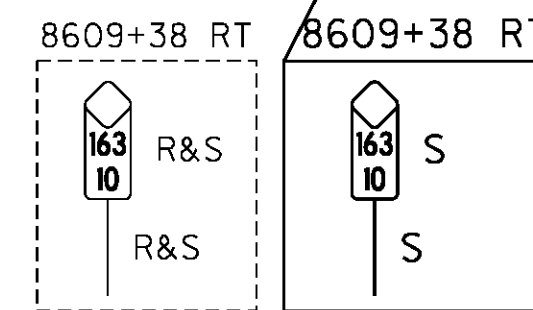
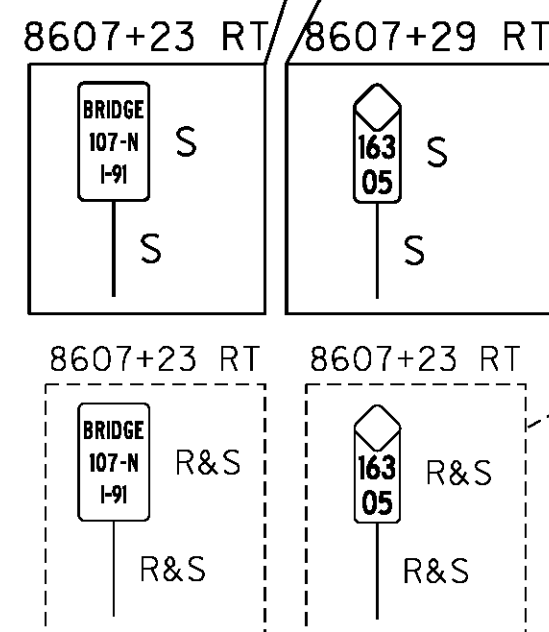
**END APPROACH  
 BEGIN PROJECT  
 STA 8606+92.00**

**BEGIN BRIDGE  
 STA 8607+72.18**

**BEGIN APPROACH  
 STA 8606+31.00**



**KEY TO PAVEMENT MARKINGS**  
 WL = SOLID WHITE LINE  
 YL = SOLID YELLOW LINE  
 WD = WHITE DASHED LINE



**END BRIDGE  
 STA 8612+19.61**

**END PROJECT  
 BEGIN APPROACH  
 STA 8612+92.00**

**END APPROACH  
 STA 8613+59.61**

SAWCUT FOR CAST-IN-PLACE  
 CONCRETE CURB, TYPE B  
 (INCIDENTAL TO ITEM 900.680,  
 "SPECIAL PROVISION  
 (BITUMINOUS CONCRETE PAVEMENT  
 - BRIDGE MIX - TYPE IVB)")

MATCHLINE THIS SHEET

MATCHLINE THIS SHEET

**HVCTRL 8607+11.9**

NORTH =	848667.95
EAST =	1717.692.58
ELEV. =	N/A

REVISION	DATE	DESCRIPTION	BY
1	03-30-2016	ADDING AND CHANGING ITEMS	LG

PROJECT NAME: IRASBURG  
 PROJECT NUMBER: IM DECK(46)

FILE NAME: z15all6bdr-107N.dgn  
 PROJECT LEADER: J. BYATT  
 DESIGNED BY: L. GREER  
 LAYOUT SHEET

PLOT DATE: 3/28/2016  
 DRAWN BY: P. McKECHNIE  
 CHECKED BY: S. FORTIER  
 SHEET 9 OF 49

