

DURABLE 6 INCH WHITE LINE, POLYUREA
 RAMP C:
 STA. C1+00.0 - STA. C16+86.0 (EDGE LINE RT)
 STA. C1+00.0 - STA. C6+00.0 (DOTTED LANE LINE LT)

RAMP D:
 STA. D1+00.0 - STA. D26+84.0 (EDGE LINE RT)
 STA. D17+84.0 - STA. D26+84.0 (DOTTED LANE LINE LT)

TEMPORARY 6 INCH WHITE LINE, PAINT
 RAMP C:
 STA. C1+00.0 - STA. C16+86.0 (EDGE LINE RT)
 STA. C1+00.0 - STA. C6+00.0 (DOTTED LANE LINE LT)

RAMP D:
 STA. D1+00.0 - STA. D26+84.0 (EDGE LINE RT)
 STA. D17+84.0 - STA. D26+84.0 (DOTTED LANE LINE LT)

DURABLE 24 INCH STOP BAR, POLYUREA
 RAMP C:
 STA. C16+83.0 LT/RT

DURABLE LETTER OR SYMBOL, POLYUREA
 RAMP C:
 STA. C8+65.0 CL "STOP" (4 EA)
 STA. C9+52.0 CL "AHEAD" (5 EA)
 STA. C14+00.0 CL WRONG WAY ARROW (1 EA)
 STA. C16+74.0 CL "STOP" (4 EA)

TEMPORARY 24 INCH STOP BAR, PAINT
 RAMP C:
 STA. C16+83.0 LT/RT

TEMPORARY LETTER OR SYMBOL, PAINT
 RAMP C:
 STA. C8+64.8 CL "STOP" (4 EA)
 STA. C9+52.2 CL "AHEAD" (5 EA)
 STA. C14+00.0 CL WRONG WAY ARROW (1 EA)
 STA. C16+73.7 CL "STOP" (4 EA)

DURABLE 6 INCH YELLOW LINE, POLYUREA
 RAMP C:
 STA. C7+50.0 - STA. C16+86.0 (EDGE LINE LT)

RAMP D:
 STA. D1+00.0 - STA. D14+34.0 (EDGE LINE LT)

TEMPORARY 6 INCH YELLOW LINE, PAINT
 RAMP C:
 STA. C7+50.0 - STA. C16+86.0 (EDGE LINE LT)

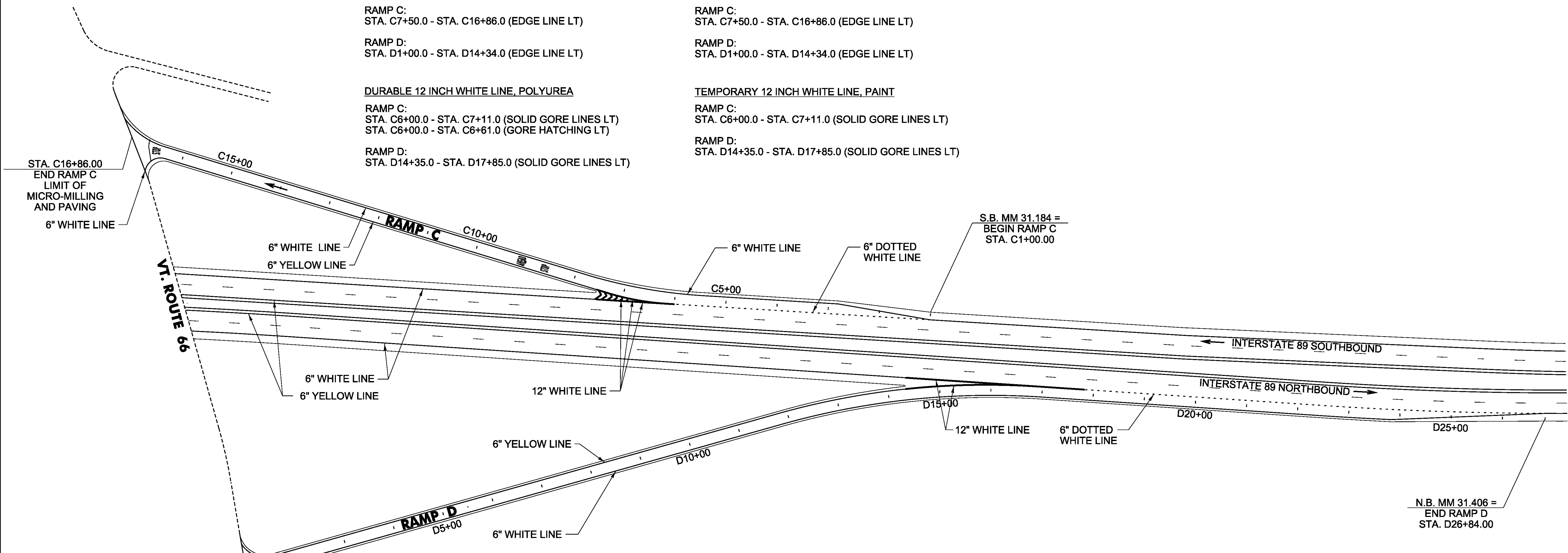
RAMP D:
 STA. D1+00.0 - STA. D14+34.0 (EDGE LINE LT)

DURABLE 12 INCH WHITE LINE, POLYUREA
 RAMP C:
 STA. C6+00.0 - STA. C7+11.0 (SOLID GORE LINES LT)
 STA. C6+00.0 - STA. C6+61.0 (GORE HATCHING LT)

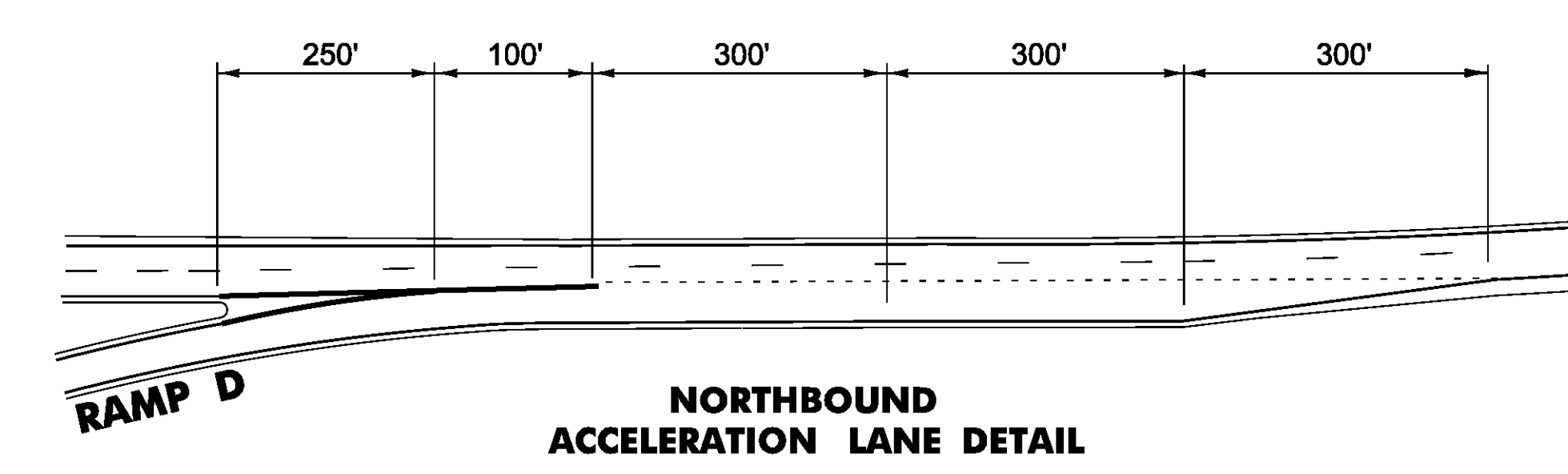
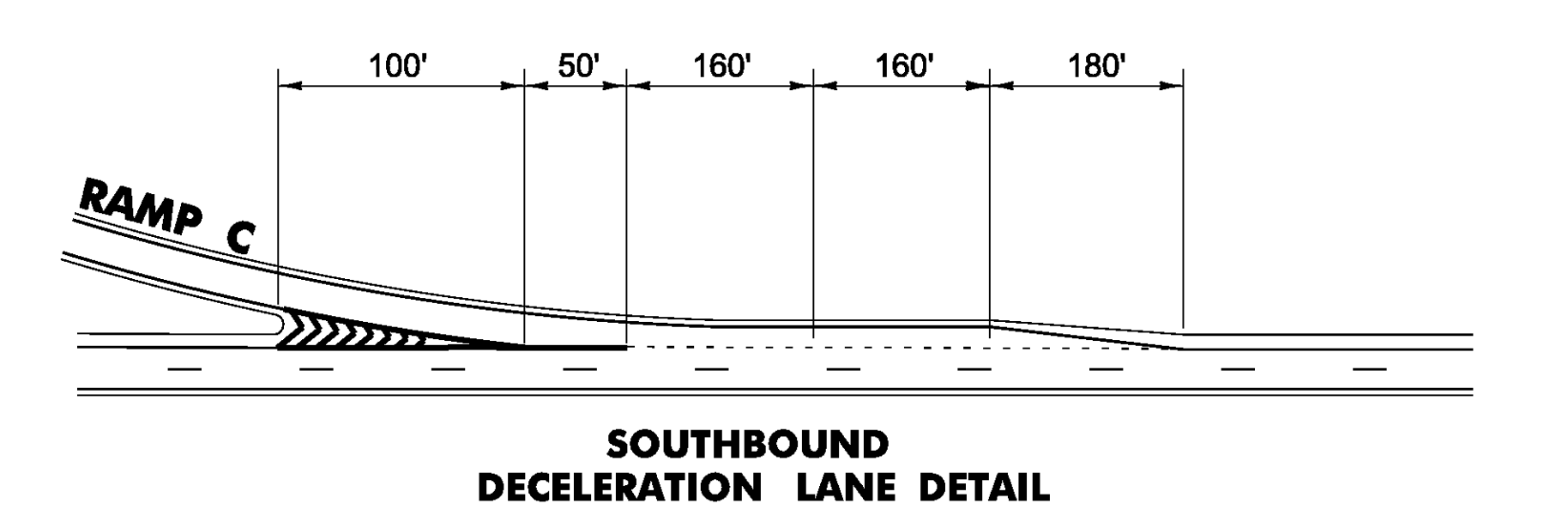
RAMP D:
 STA. D14+35.0 - STA. D17+85.0 (SOLID GORE LINES LT)

TEMPORARY 12 INCH WHITE LINE, PAINT
 RAMP C:
 STA. C6+00.0 - STA. C7+11.0 (SOLID GORE LINES LT)

RAMP D:
 STA. D14+35.0 - STA. D17+85.0 (SOLID GORE LINES LT)



INTERCHANGE NO. 4



PROJECT NAME:	BETHEL-BROOKFIELD	FILE NAME:	pl4v206wrk.dgn	PLOT DATE:	2/10/2015
PROJECT NUMBER:	IM SURF(54)	PROJECT LEADER:	M. FOWLER	DRAWN BY:	B. KIPP
		DESIGNED BY:	B. KIPP	CHECKED BY:	
		PAVEMENT MARKING DETAIL SHEET 3		SHEET 13 OF 22	