

1. THE CONTRACTOR SHALL SUBMIT A SITE SPECIFIC TRAFFIC CONTROL PLAN TO THE ENGINEER FOR APPROVAL PRIOR TO THE START OF CONSTRUCTION. THE COST OF PREPARING THIS PLAN (AND MAKING CHANGES IF NECESSARY) WILL NOT BE PAID SEPARATELY BUT WILL BE INCLUDED IN THE UNIT PRICE BID FOR ITEM 641.10, "TRAFFIC CONTROL".
2. THE 2009 MUTCD, WITH REVISIONS, SHALL BE THE STANDARD FOR ALL TRAFFIC CONTROL DEVICES. EXISTING SIGNS, SIGNALS AND MARKINGS SHALL BE VALID UNTIL SUCH TIME AS THEY ARE REPLACED OR RECONSTRUCTED. WHEN NEW TRAFFIC CONTROL DEVICES ARE ERECTED OR PLACED OR EXISTING TRAFFIC CONTROL DEVICES ARE REPLACED OR REPAIRED THE EQUIPMENT, DESIGN, METHOD OF INSTALLATION, PLACEMENT OR REPAIR SHALL CONFORM WITH THE MUTCD.

3. ADDITIONAL RAMP SIGNING MAY BE REQUIRED AS DIRECTED BY THE ENGINEER.

4. THE BID PRICE FOR "TRAFFIC CONTROL", ITEM 641.10, SHALL INCLUDE ALL APPROACH AND ON-PROJECT CONSTRUCTION SIGNING, PORTABLE ARROW BOARDS, BARRIERS, BARRELS, CONES, BARRICADES, TEMPORARY REGULATORY AND WARNING SIGNS, AND POSTS AS DETAILED IN VAOT STANDARDS. ALL ADJUSTING, RELOCATING, AND REMOVING OF THESE DEVICES AS DIRECTED BY THE ENGINEER SHALL ALSO BE INCLUDED. THE FOLLOWING ITEMS WILL BE PAID FOR SEPARATELY:

- 630.10 AND 630.15 - UNIFORMED TRAFFIC OFFICERS AND FLAGGERS
- 646.622 TEMPORARY 6 INCH WHITE LINE, PAINT
- 646.632 TEMPORARY 6 INCH YELLOW LINE, PAINT
- 646.662 TEMPORARY 12 INCH WHITE LINE, PAINT
- 646.682 TEMPORARY 24 INCH STOP BAR, PAINT
- 646.692 TEMPORARY LETTER OR SYMBOL, PAINT
- 646.76 LINE STRIPING TARGETS

5. PORTABLE CHANGEABLE MESSAGE SIGNS (PCMS) SHALL BE PROVIDED FOR USE ALONG THIS PROJECT. THE PLACEMENT OF THESE UNITS AS WELL AS THE MESSAGE WILL BE APPROVED BY THE ENGINEER. THESE SIGNS WILL BE PAID FOR UNDER ITEM 641.15, "PORTABLE CHANGEABLE MESSAGE SIGN".

PCMS SHOULD NOT REPLACE ANY OF THE SIGNING DETAILED IN THE MUTCD AND SHOULD NOT BE USED IF STANDARD TRAFFIC CONTROL DEVICES ADEQUATELY PROVIDE THE INFORMATION THE MOTORISTS NEED TO TRAVEL SAFELY.

THE PCMS SHALL CONSIST OF EITHER ONE OR TWO PHASES. TYPICALLY, A PHASE SHALL CONSIST OF UP TO THREE LINES OF EIGHT CHARACTERS PER LINE. THE PCMS SHOULD BE USED AS A SUPPLEMENT AND NOT AS A SUBSTITUTE FOR CONVENTIONAL SIGNS AND PAVEMENT MARKINGS.

THE PCMS SHOULD COMMUNICATE WHAT INFORMATION MOTORISTS NEED TO KNOW. UNNECESSARY INFORMATION SHOULD BE AVOIDED. MESSAGES SHOULD BE UPDATED PERIODICALLY TO DESCRIBE THE WORK ACTIVITY OCCURRING SO THAT THE PCMS CONTINUES TO COMMAND THE ATTENTION OF MOTORISTS.


6. THE CONTRACTOR SHALL INCLUDE A CONSTRUCTION SIGN APPROACH PACKAGE FOR EXPECTED LANE CLOSURES AND WORK ZONE SPEED REDUCTIONS IN COMPLIANCE WITH VAOT STANDARDS.

PAYMENT FOR PROVIDING THIS PACKAGE SHALL BE INCIDENTAL TO ITEM 641,10, "TRAFFIC CONTROL". ADD G20-5aP "WORK ZONE" PLAQUE AND R2-6aP "FINES DOUBLED" PLAQUE TO SPEED LIMIT SIGNS (SEE FIG. 6F-3 OF MUTCD). OMIT VR-355 "FINES DOUBLED FOR SPEEDING IN WORK ZONE" SIGN. IF LANE CLOSURES ARE USED THEY SHOULD NOT EXCEED 3 MILES AT ANY GIVEN PERIOD OF TIME. IF LANE CLOSURES REDUCE THE TRAVEL LANE BELOW 12 FEET DMV MUST BE NOTIFIED TO DETOUR WIDE LOAD PERMITTED VEHICLES.


7. NO CONSTRUCTION SIGNS SHALL BE INSTALLED AS TO INTERFERE OR OBSTRUCT THE VIEW OF EXISTING TRAFFIC CONTROL DEVICES, STOPPING SIGHT DISTANCE, AND CORNER SIGHT DISTANCE FROM DRIVES AND INTERSECTING HIGHWAYS.

8. REFER TO VT. STATE STANDARDS, THE SPECIAL PROVISIONS, AND THE MUTCD FOR TEMPORARY TRAFFIC CONTROL SIGN DIMENSIONS AND COLORS.

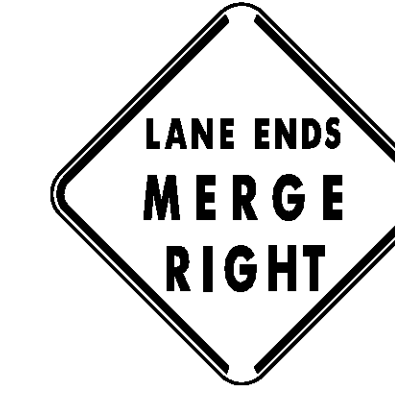
9. SIGN W4-2 MAY BE REPLACED WITH W9-2:



W4-2



W9-2



10. IN ADVANCE OF ANY PROPOSED INTERCHANGE RAMP CLOSURES THE CONTRACTOR SHALL SUBMIT A PLAN THAT WILL DEPICT HOW ADVANCED WARNING TO THE TRAVELING PUBLIC WILL BE ACCOMMODATED DURING THE CLOSURE. ADVANCED WARNING SHALL BE DEFINED AS PROVIDING ADVANCED WARNING SIGNS, BOTH STATIC AND PCMS, THAT PROVIDE INFORMATION FOR MOTORISTS TO SAFELY UTILIZE THE REGIONALLY ACCEPTABLE OPPORTUNITIES FOR SEEKING AN ALTERNATE ROUTE PRIOR TO APPROACHING THE INTERCHANGE INVOLVING RAMP CLOSURES. THE PLAN WILL NEED TO BE SUBMITTED FOR REVIEW AND COMMENT TO THE PROJECT MANAGER A MINIMUM OF 7 CALENDAR DAYS AHEAD OF ANY PLANNED CLOSURE. APPROVAL OF THE PLAN SHALL BE IN PLACE 72 HOURS BEFORE WORK MAY BEGIN. INSTALLATION OF THE PCMS NETWORK SHALL BE DONE 48 HOURS BEFORE WORK MAY BEGIN. ELEMENTS OF THE PLAN SHALL INCLUDE BUT WILL NOT BE LIMITED TO THE LOCATION OF THE PCMS AND ASSOCIATED MESSAGES, ANY OTHER NECESSARY SIGNAGE, LOCATIONS FOR DEPLOYMENT OF UNIFORMED TRAFFIC OFFICERS AND FLAGGERS, AND SEQUENCING AND DURATION OF CLOSURE FOR EACH RAMP WITHIN THE RESPECTIVE INTERCHANGE. NO MORE THAN ONE INTERCHANGE PER WORK PERIOD MAY HAVE RAMP CLOSURES. THE COST OF PREPARING THIS PLAN (AND MAKING CHANGES IF NECESSARY) SHALL NOT BE PAID SEPARATELY BUT WILL BE INCLUDED IN THE UNIT PRICE BID FOR ITEM 641.10, TRAFFIC CONTROL.

PROJECT NAME: BETHEL-BROOKFIELD

PROJECT NUMBER: IM SURF(54)

FILE NAME: pl4v206wrk.dgn

PLOT DATE: 2/17/2015

PROJECT LEADER: M. FOWLER

DRAWN BY: B. KIPP

DESIGNED BY: B. KIPP

CHECKED BY: M. FOWLER

CONSTRUCTION APPROACH SIGNING SHEET NOTES SHEET 18 OF 22