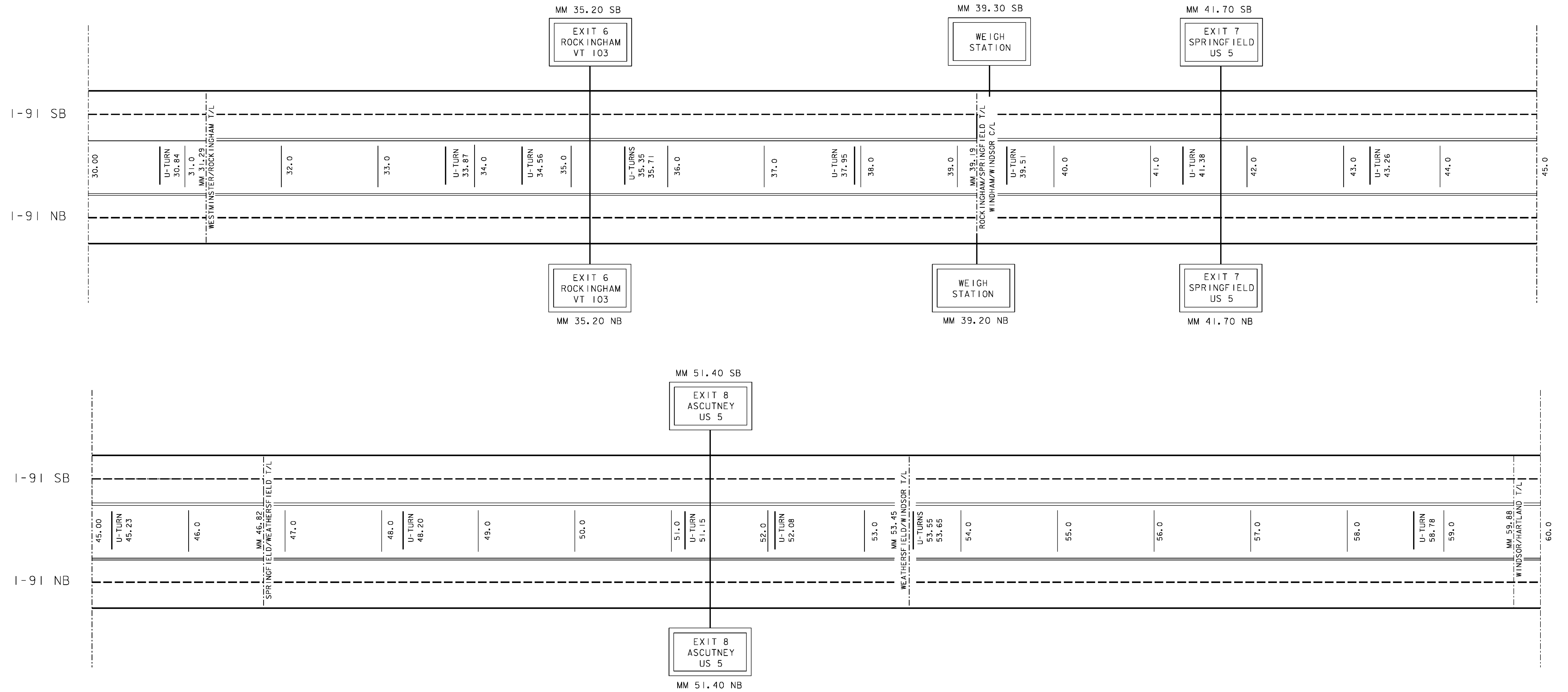






### INTERSTATE 91 MAINLINE TREATMENT SCHEMATIC



- LEGEND**
-  = AREA TO BE DONE AT NIGHT
  -  = 6" SOLID WHITE LINE
  -  = 6" DASHED WHITE LINE
  -  = 6" SOLID YELLOW LINE

QUANTITIES ON THIS SHEET REPRESENT ALL EXISTING MARKINGS. AT THE DIRECTION OF THE ENGINEER, AREAS WHICH DO NOT NEED TO BE REPAINTED WILL BE EXCLUDED FROM THIS PROJECT.

NOT TO SCALE

PROJECT NAME: STATEWIDE	
PROJECT NUMBER: IMG MARK(115)	
FILE NAME: t14t185.dgn	PLOT DATE: 1/29/2015
PROJECT LEADER: P. COBURN	DRAWN BY: K. SWEET
DESIGNED BY: K. SWEET	CHECKED BY: I. DEGUTIS
I-91 MAINLINE TREATMENT SCHEMATIC 2	SHEET 25 OF 33