

Grout Bonded MCP Anchors



Multiple Corrosion Protection Anchors

Shown with 150 KSI All-Thread Bar. Drill hole diameters and bond lengths are based on geological conditions. Consult your geotechnical engineer for recommendations. Per PTI, the minimum grout cover over the tendon bond length shall be 1/2" (13 mm).


~~Williams MCP I - PTI Class II Anchor~~

~~Two barriers around plain bar in free-stress zone plus drill hole grout.~~

- ~~• Plain or epoxy coated bar~~
- ~~• Smooth PVC sleeve over bar in free-stressing zone~~
- ~~• Grease/wax gel or grout filled smooth PVC sleeve over bar in the free-stress zone~~
- ~~• Unit is centered in drill hole grout with centralizers~~

~~Free-Stressing Zone~~

~~Bond Zone~~



Bar Diameter	Minimum Drill Hole Diameter	Common Drill Hole Diameter Range
1" (26 mm)	3-1/2" (89 mm)	3-1/2" to 5" (89 to 127 mm)
1-1/4" (32 mm)	3-1/2" (89 mm)	3-1/2" to 5" (89 to 127 mm)
1-3/8" (36 mm)	4" (102 mm)	4" to 6" (102 to 152 mm)
1-3/4" (45 mm)	4-1/2" (114 mm)	4-1/2" to 7" (114 to 178 mm)
2-1/4" (57 mm)	5" (127 mm)	5" to 8" (127 to 203 mm)
2-1/2" (65 mm)	5" (127 mm)	5" to 8" (127 to 203 mm)
3" (75 mm)	5" (127 mm)	5" to 8" (127 to 203 mm)


~~Williams MCP II - PTI Class I Anchor~~

~~Two barriers around plain bar full length plus drill hole grout.~~

- ~~• Bar engulfed in pre-grouted poly corrugated tube in the bond anchorage zone~~
- ~~• Smooth PVC sleeve over bar in free-stressing zone~~
- ~~• Grease/wax gel or grout filled smooth PVC sleeve over bar in the free stress zone~~
- ~~• Unit is centered in drill hole by centralizers and surrounded by grout~~

~~Free-Stressing Zone~~

~~Bond Zone~~



Bar Diameter	Minimum Drill Hole Diameter	Common Drill Hole Diameter Range
1" (26 mm)	3-1/2" (89 mm)	3-1/2" to 5" (89 to 127 mm)
1-1/4" (32 mm)	3-1/2" (89 mm)	3-1/2" to 5" (89 to 127 mm)
1-3/8" (36 mm)	4" (102 mm)	4" to 6" (102 to 152 mm)
1-3/4" (45 mm)	4-1/2" (114 mm)	4-1/2" to 7" (114 to 178 mm)
2-1/4" (57 mm)	5" (127 mm)	5" to 8" (127 to 203 mm)
2-1/2" (65 mm)	5" (127 mm)	5" to 8" (127 to 203 mm)
3" (75 mm)	5" (127 mm)	5" to 8" (127 to 203 mm)


~~Williams MCP III - PTI Class I Anchor~~

~~Three barriers around plain bar in free-stress zone, two barriers in bond zone, plus drill hole grout.~~

- ~~• Bar engulfed in pre-grouted poly corrugated tube in the bond anchorage zone and the free-stressing zone.~~
- ~~• Smooth PVC sleeve over the corrugated tube in the free-stressing zone~~
- ~~• Unit is centered in drill hole by centralizer and surrounded by grout~~
- ~~• Plain or galvanized plate with a welded trumpet~~
- ~~• Protective end cap over nut and washer~~

~~Free-Stressing Zone~~

~~Bond Zone~~



Bar Diameter	Minimum Drill Hole Diameter	Common Drill Hole Diameter Range
1" (26 mm)	4-1/2" (114 mm)	4-1/2" to 6" (114 to 152 mm)
1-1/4" (32 mm)	4-1/2" (114 mm)	4-1/2" to 6" (114 to 152 mm)
1-3/8" (36 mm)	4-1/2" (114 mm)	4-1/2" to 6" (114 to 152 mm)
1-3/4" (45 mm)	7" (178 mm)	7" to 8" (178 to 203 mm)
2-1/4" (57 mm)	8" (204 mm)	8" to 10" (203 to 254 mm)
2-1/2" (65 mm)	8" (204 mm)	8" to 10" (203 to 254 mm)
3" (75 mm)	8" (204 mm)	8" to 10" (203 to 254 mm)