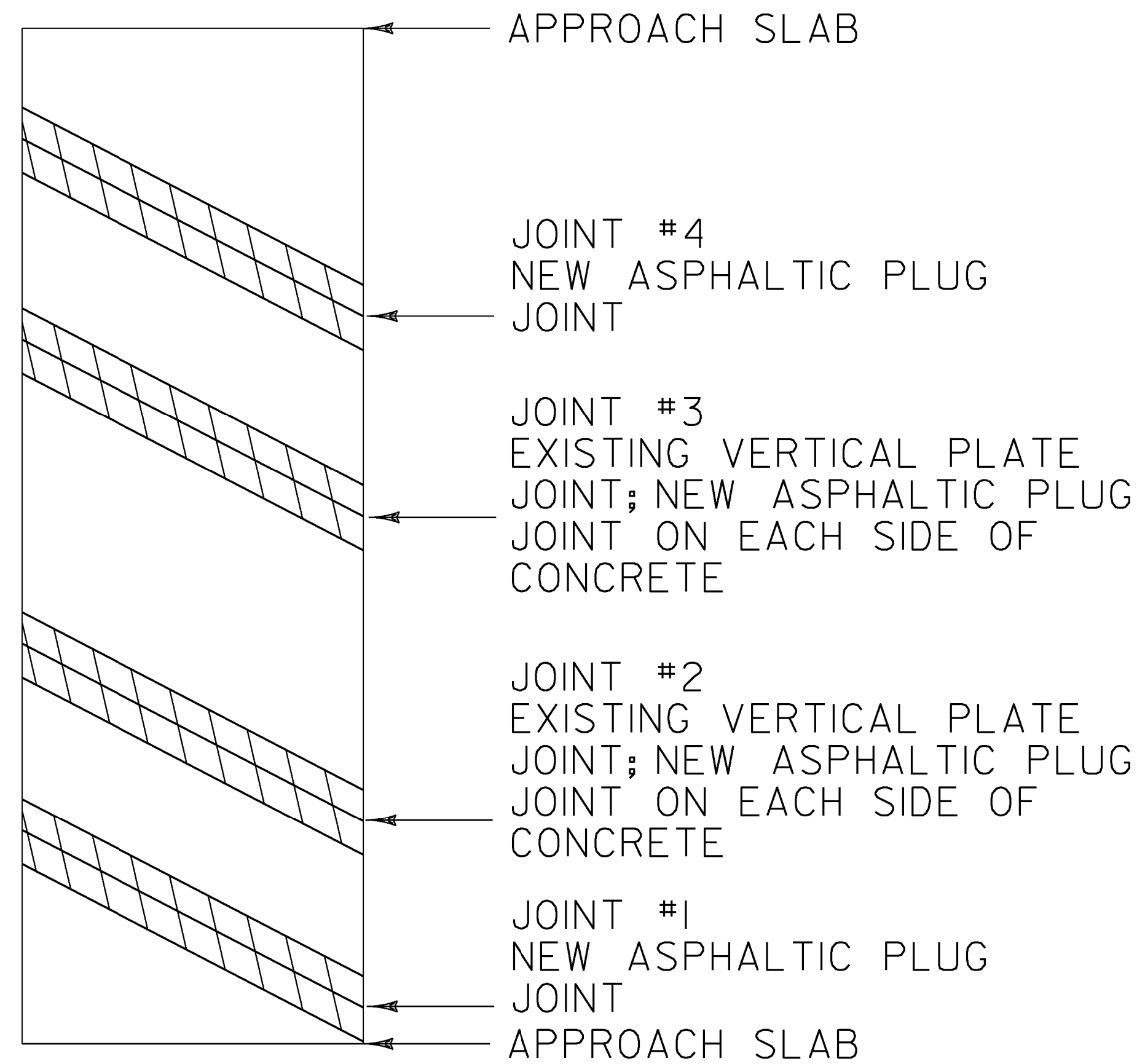


↑
SOUTHBOUND
DIRECTION OF TRAVEL



BRIDGE 61S

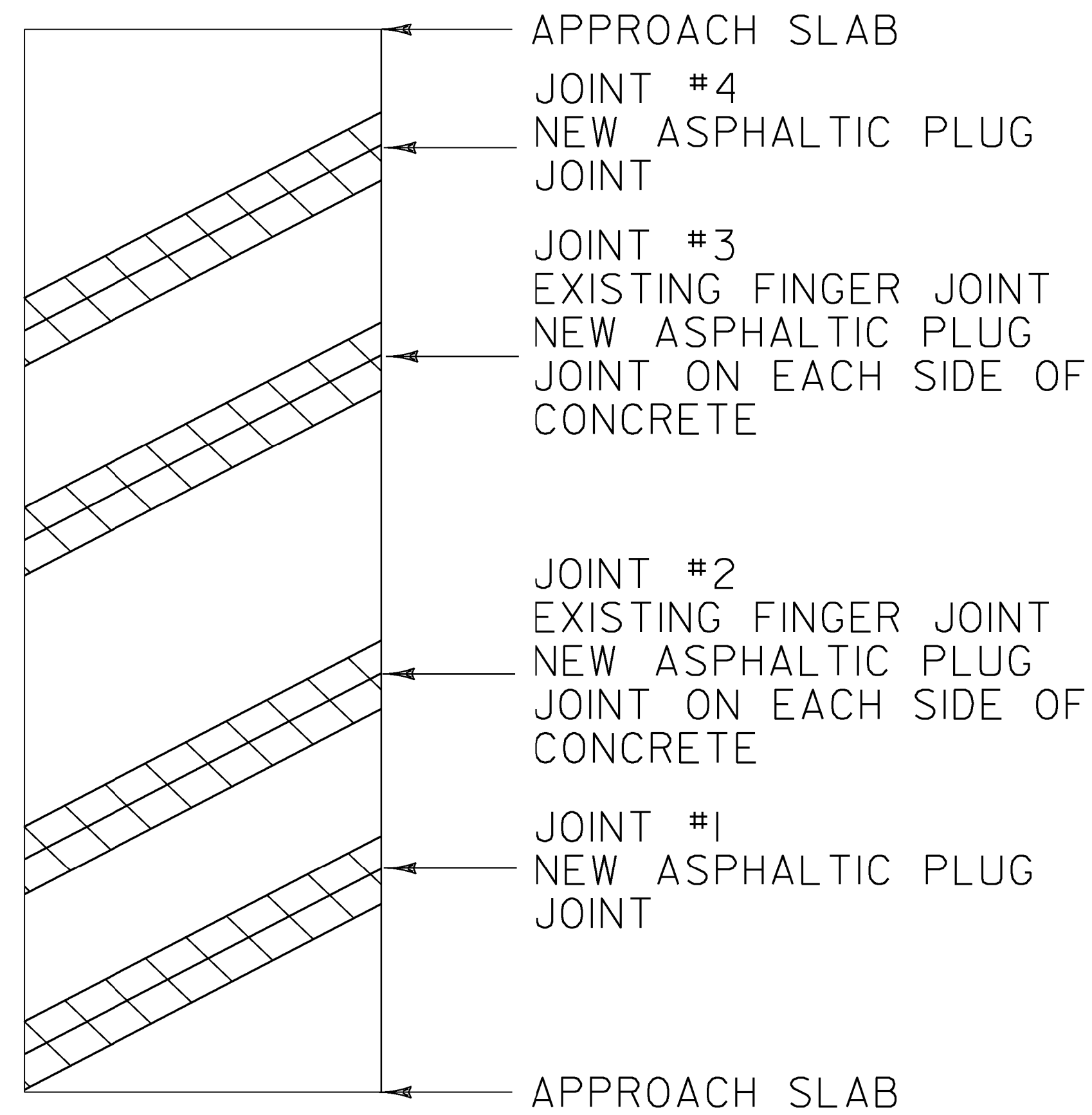
MM 83.958

LENGTH OF ASPHALTIC PLUG JOINTS:

JOINT #1 - 30'
JOINT #2 - 3130' X 2 = 6260'
JOINT #3 - 3130' X 2 = 6260'
JOINT #4 - 30'

~~TOTAL = 180'~~

↑
SOUTHBOUND
DIRECTION OF TRAVEL



BRIDGE 65S

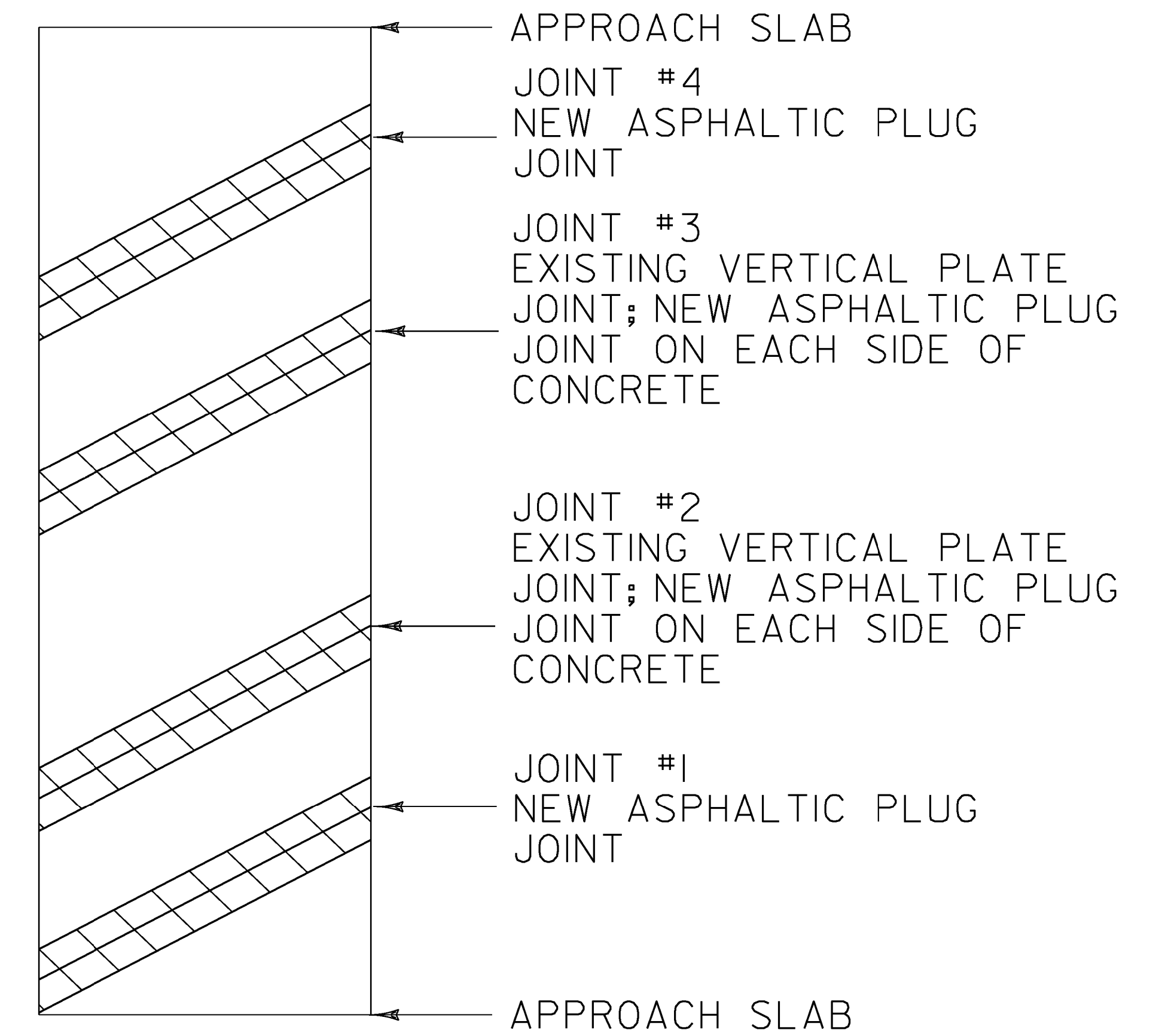
MM 87.205

LENGTH OF ASPHALTIC PLUG JOINTS:

JOINT #1 - 36'48"
JOINT #2 - 4836' X 2 = 72'96"
JOINT #3 - 4836' X 2 = 72'96"
JOINT #4 - 36'48"

~~TOTAL = 216'~~

↑
SOUTHBOUND
DIRECTION OF TRAVEL



BRIDGE 66S

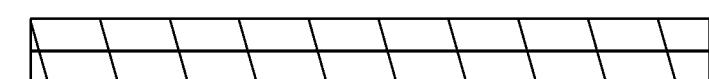
MM 87.397

LENGTH OF ASPHALTIC PLUG JOINTS:

JOINT #1 - 50'30"
JOINT #2 - 3050' X 2 = 100'60"
JOINT #3 - 3050' X 2 = 100'60"
JOINT #4 - 50'30"

~~TOTAL = 300'~~

LEGEND



EXISTING BRIDGE JOINTS TO BE
REPAIRED WITH ASPHALTIC PLUG JOINT.
SEE SHEETS 12 & 13 FOR ARMORED JOINT
DETAILS.

**BRIDGE
DETAIL SHEET
3**

PROJECT NAME: RICHMOND - COLCHESTER

PROJECT NUMBER: IM SURF (38)

FILE NAME: I3a136\p13a136.dgn

PROJECT LEADER: M. FOWLER

DESIGNED BY: LOCKE

IPARM FILE NAME: p13a136bd3.i

PLOT DATE: 19-DEC-2013

DRAWN BY: LOCKE

CHECKED BY: FOWLER

SHEET 7 OF 41