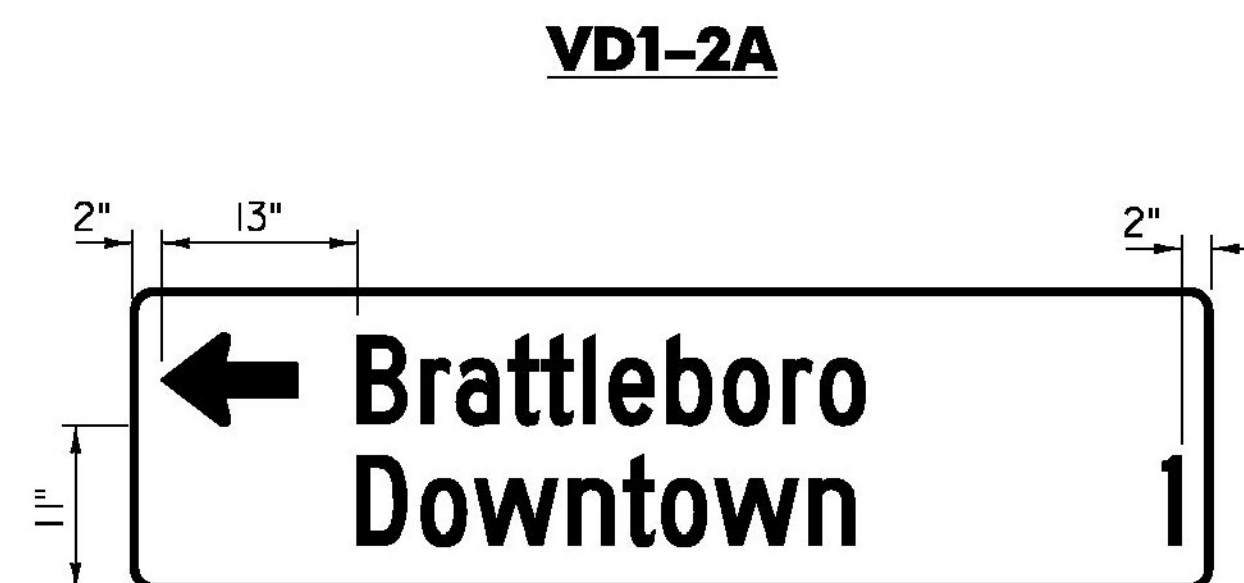
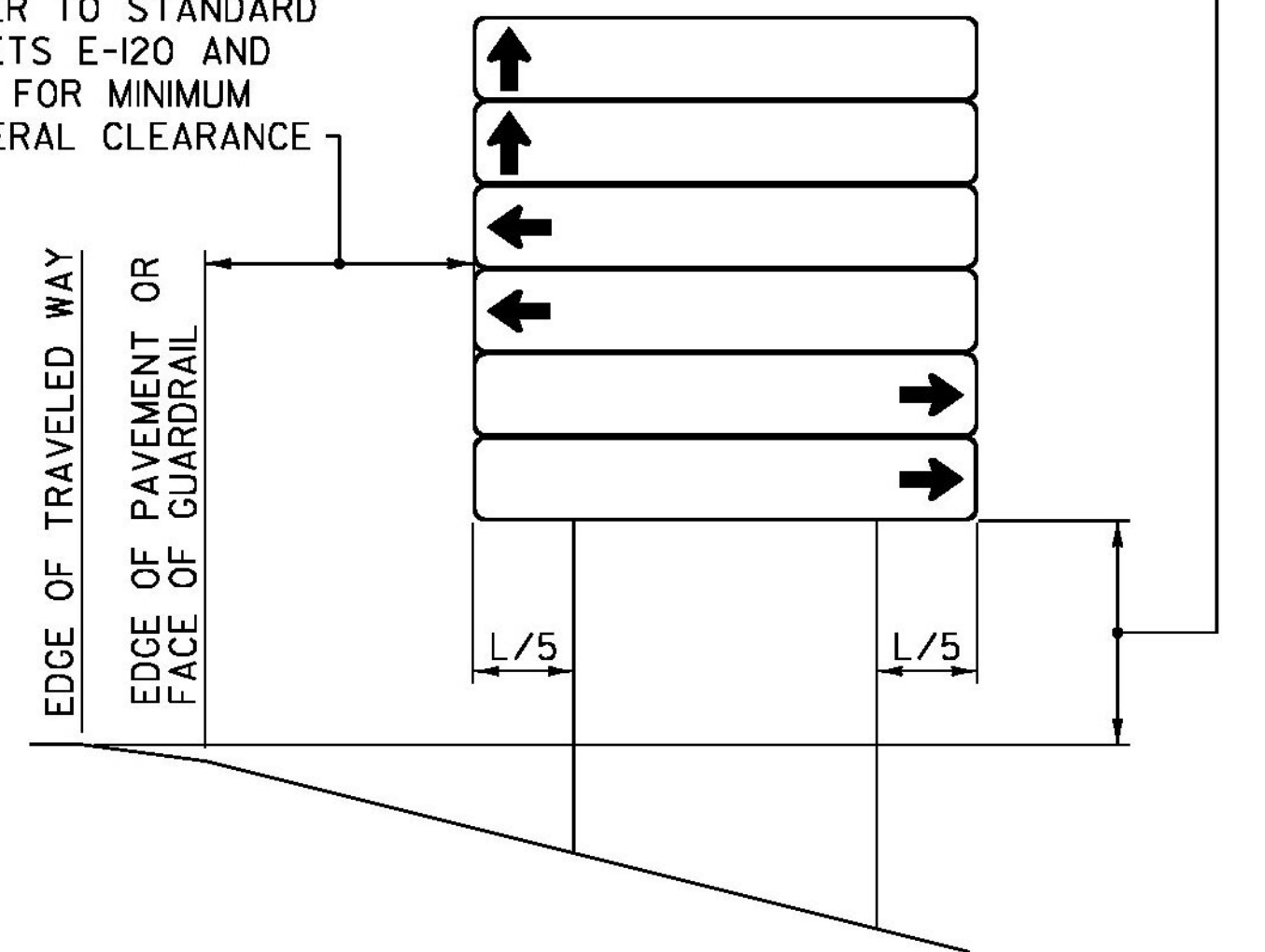


GENERAL SERVICE SIGNS



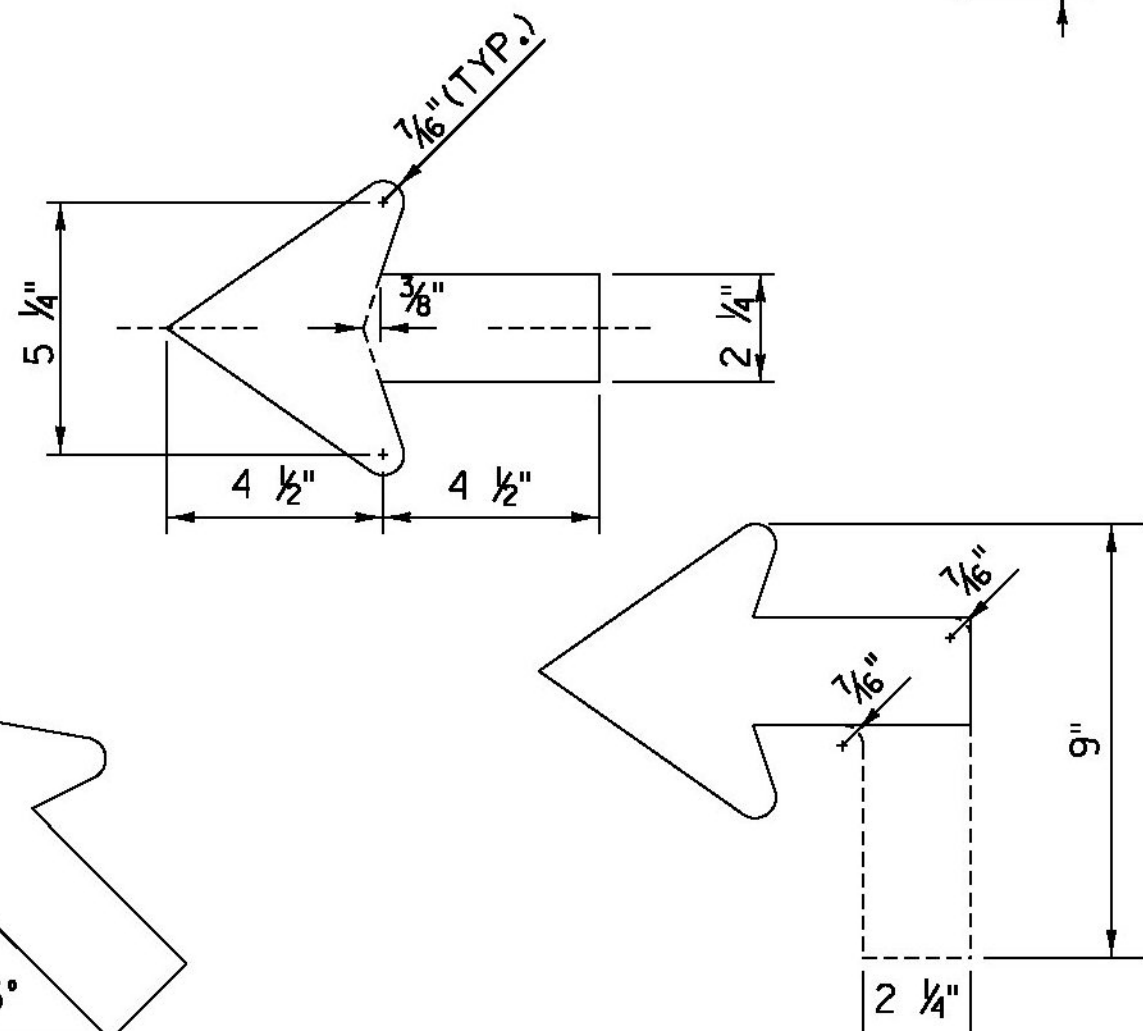
REFER TO STANDARD SHEETS E-120 AND E-121 FOR MINIMUM LATERAL CLEARANCE



INSTALLATION DETAIL

NOTES:

- SIGN SUBSTRATE MATERIAL SHALL BE 0.125-INCH THICK (MINIMUM) ALUMINUM SHEETING.
- VD1-1, VDI-1A AND VD2-1 SIGNS SHALL BE 72 INCHES WIDE BY 12 INCHES TALL. VDI-2A SIGN SHALL BE 72 INCHES WIDE BY 20 INCHES TALL. GENERAL SERVICE SIGNS SHALL BE 72 INCHES WIDE BY 10 INCHES TALL. SIGNS SHALL HAVE CORNERS ROUNDED TO A 1/2 INCH RADIUS.
- SIGNS SHALL HAVE A 3/8 INCH WIDE BORDER ROUNDED TO A 1 1/2 INCH RADIUS.
- VD1-1, VDI-1A, VDI-2A AND VD2-1 SHALL HAVE WHITE RETROREFLECTIVE LEGEND AND BORDER ON A GREEN RETROREFLECTIVE BACKGROUND. GENERAL SERVICE SIGNS SHALL HAVE WHITE RETROREFLECTIVE LEGEND AND BORDER ON A BLUE RETROREFLECTIVE BACKGROUND. ALL RETROREFLECTIVE SHEETING SHALL EQUAL OR EXCEED AMERICAN ASSOCIATION OF STATE HIGHWAY AND TRANSPORTATION OFFICIALS (AASHTO) M 268 (AMERICAN SOCIETY FOR TESTING AND MATERIALS (ASTM) D 4956) TYPE III.
- LEGEND SHALL BE CENTERED VERTICALLY.
- LEGEND FOR VDI-1, VDI-1A, VDI-2A AND VD2-1 SHALL BE LOWER CASE WITH THE FIRST LETTERS CAPITALIZED. LEGEND FOR GENERAL SERVICE SIGNS SHALL BE ENTIRELY UPPER CASE.
- TEXT SIZE AND SERIES SHALL BE SIZED IN THIS ORDER UNTIL THE LEGEND FITS (EACH CAN BE REDUCED TO 80% SPACING): 6C; 6B; 5C; 5B; 4C; 4B.
- SEQUENCE OF ARROWS TO BE AS SHOWN ON INSTALLATION DETAIL, TOP TO BOTTOM.
- DETAILS SHOWN ON THIS SHEET ARE EXAMPLES ONLY.



NOTE: ANGLE ARROW AND VERTICAL ARROW (NOT SHOWN) SAME SIZE/DIMENSIONS AS HORIZONTAL ARROW.



540 Commercial Street, Manchester, NH 03101
 (603) 668-8223 • Fax: (603) 668-8802
 cid@cldeengineers.com • www.cldeengineers.com
 Maine • New Hampshire • Vermont

PROJECT NAME: GUILFORD-ROCKINGHAM
 PROJECT NUMBER: IMG SIGN(44)

FILE NAME: z12A528frm.dgn
 PROJECT LEADER: C. GREGORY
 DESIGNED BY: D. MUNRO
 SIGN DETAIL SHEET 15

PLOT DATE: 4/17/2014
 DRAWN BY: S. GOODWIN
 CHECKED BY: D. MUNRO
 SHEET 148 OF 157