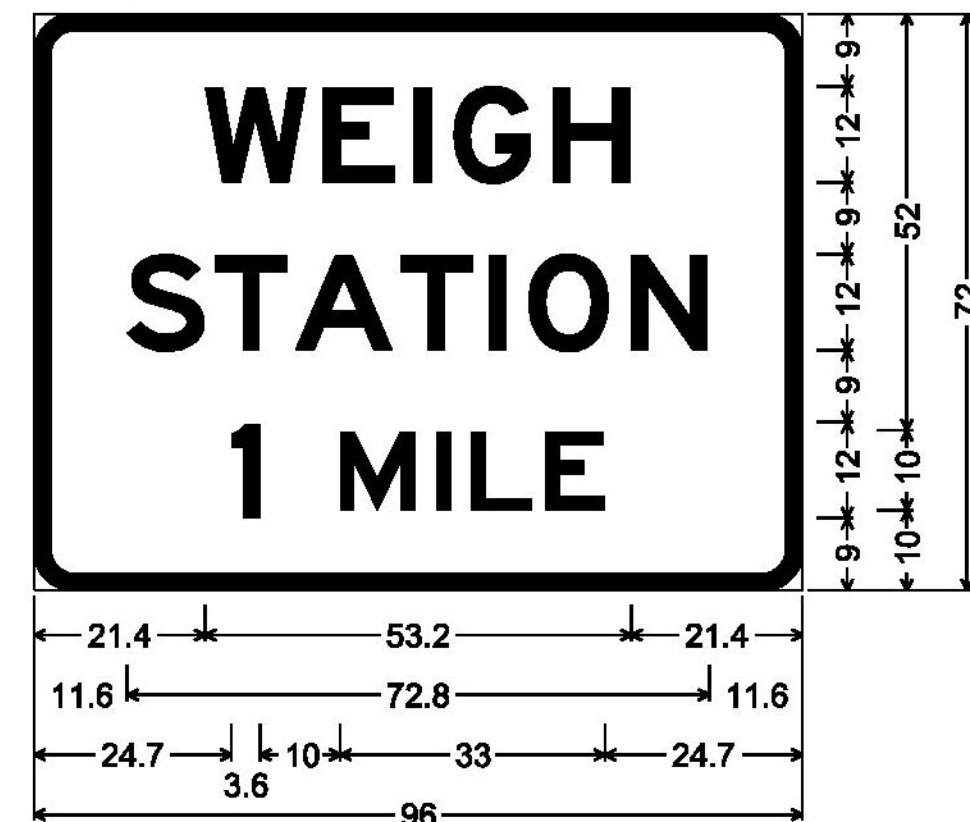
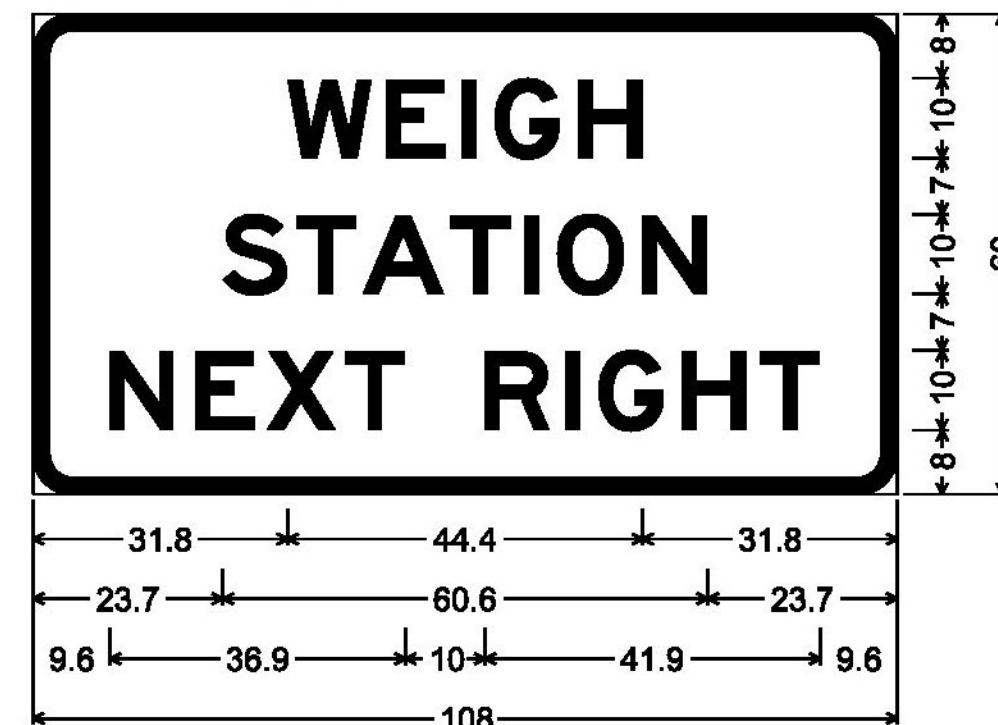


MM 19.360 NB
MM 23.005 SB



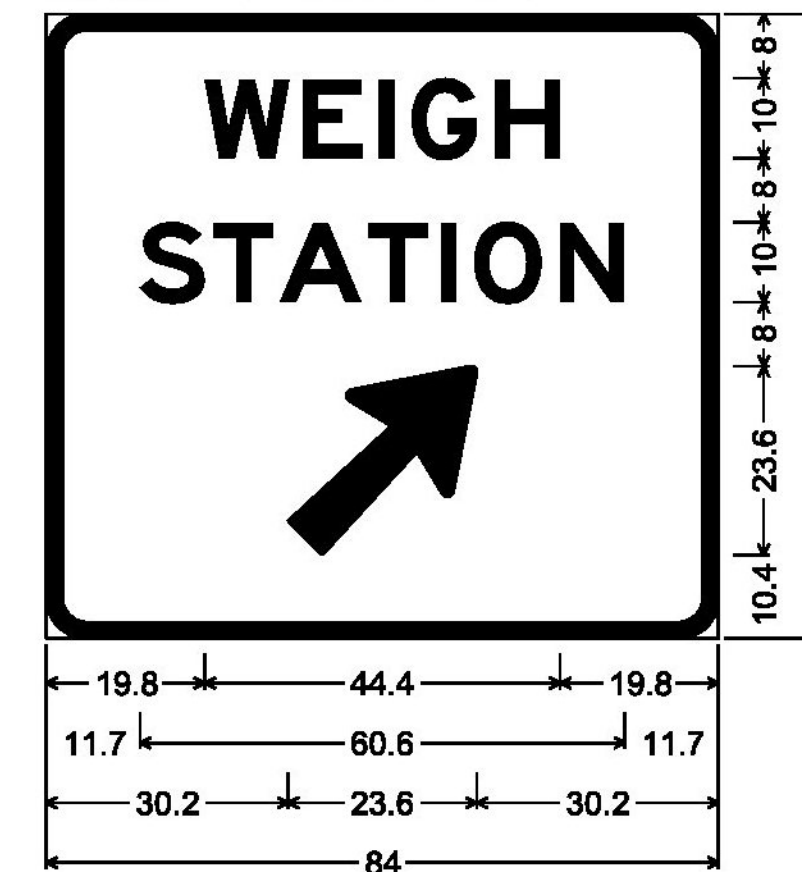
5.0" Radius, 2.0" Border, White on Green;
[WEIGH] E 2K; [STATION] E 2K; [1] E 2K;
[MILE] E 2K;

MM 22.324 SB



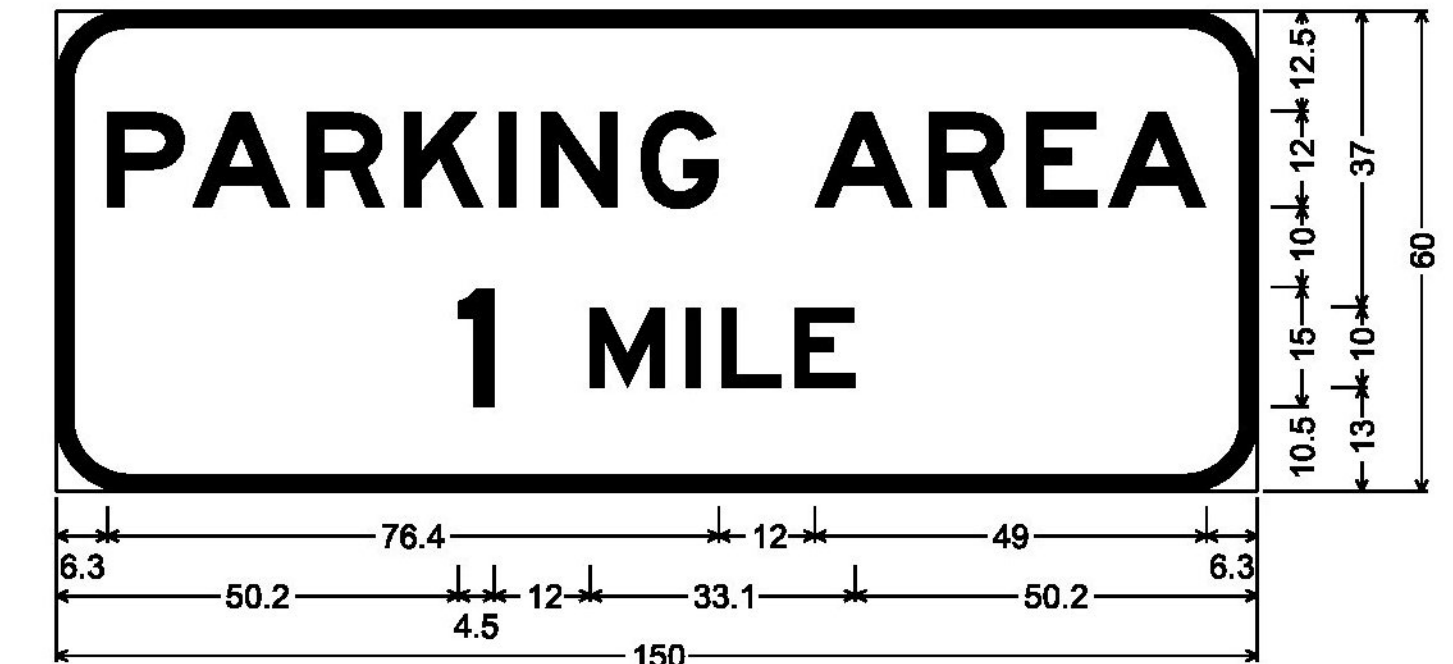
5.0" Radius, 2.0" Border, White on Green;
[WEIGH] E 2K; [STATION] E 2K;
[NEXT RIGHT] E 2K;

MM 20.402 NB
MM 22.012 SB



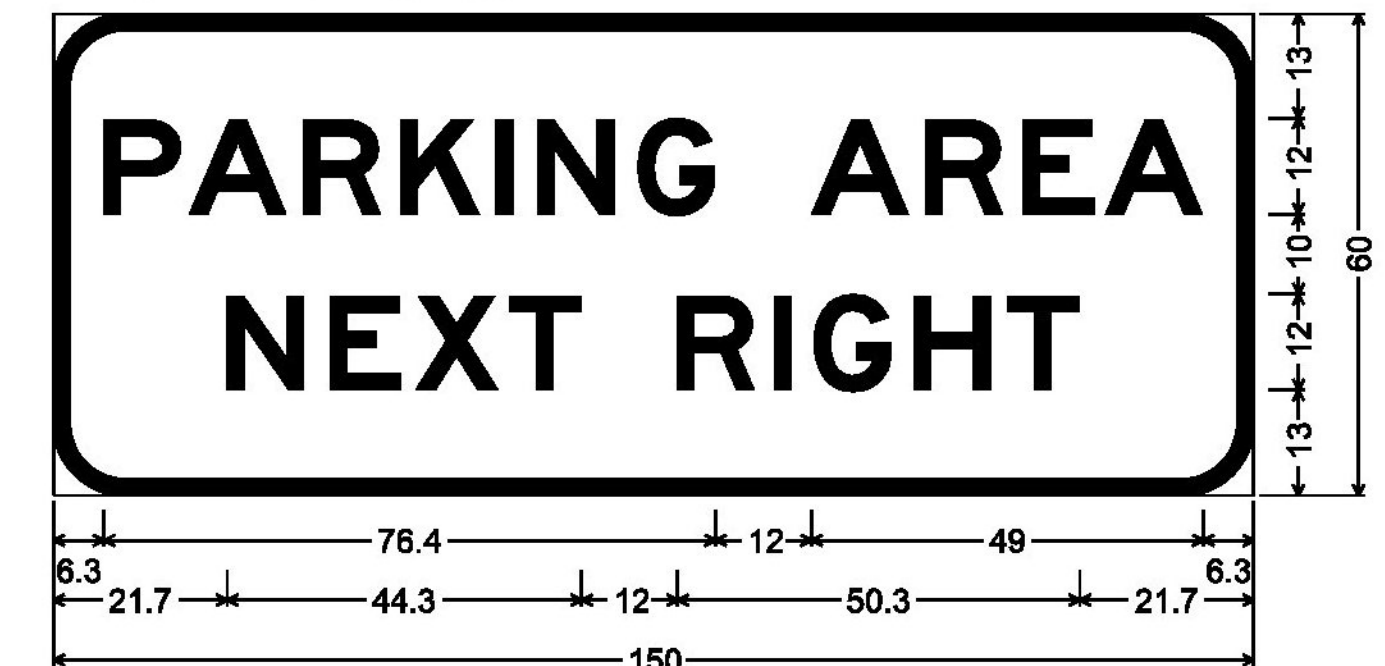
5.0" Radius, 2.0" Border, White on Green;
[WEIGH] E 2K; [STATION] E 2K;
Arrow 133 - 30.0° 45°;

MM 22.043 NB
MM 24.845 SB



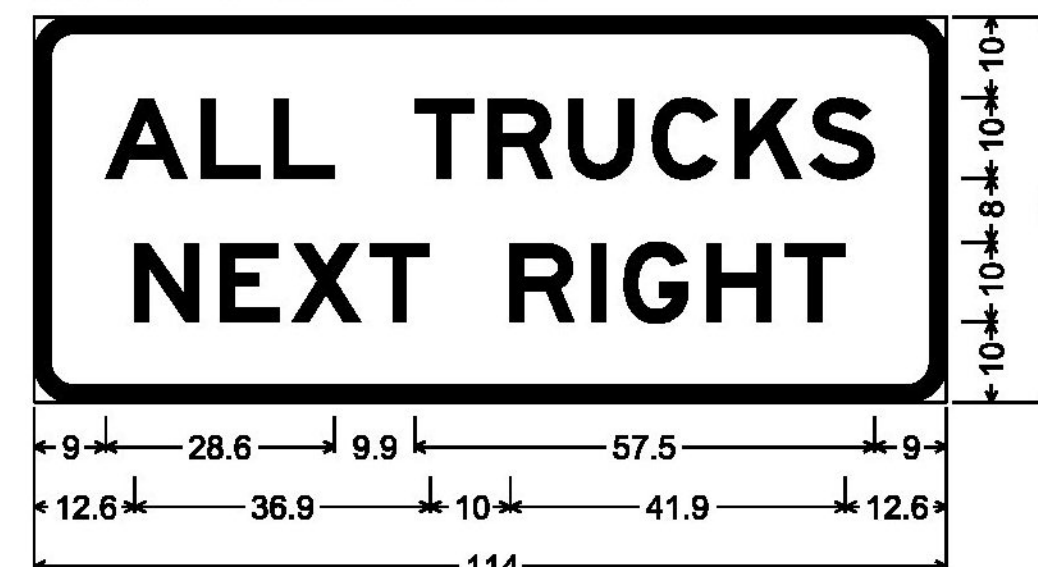
9.0" Radius, 2.0" Border, White on Blue;
[PARKING AREA] E 2K; [1] E 2K; [MILE] E 2K;

MM 22.947 NB
MM 24.160 SB



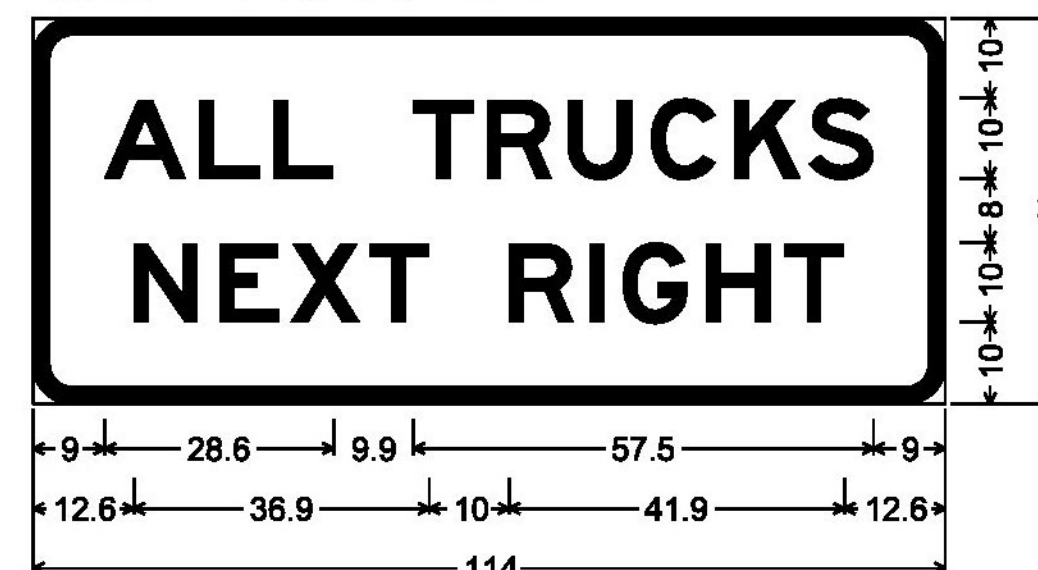
9.0" Radius, 2.0" Border, White on Blue;
[PARKING AREA] E 2K; [NEXT RIGHT] E 2K;

MM 19.820 NB




5.0" Radius, 2.0" Border, White on Black;
[ALL TRUCKS] E 2K; [NEXT RIGHT] E 2K;

MM 22.709 SB




5.0" Radius, 2.0" Border, White on Black;
[ALL TRUCKS] E 2K; [NEXT RIGHT] E 2K;

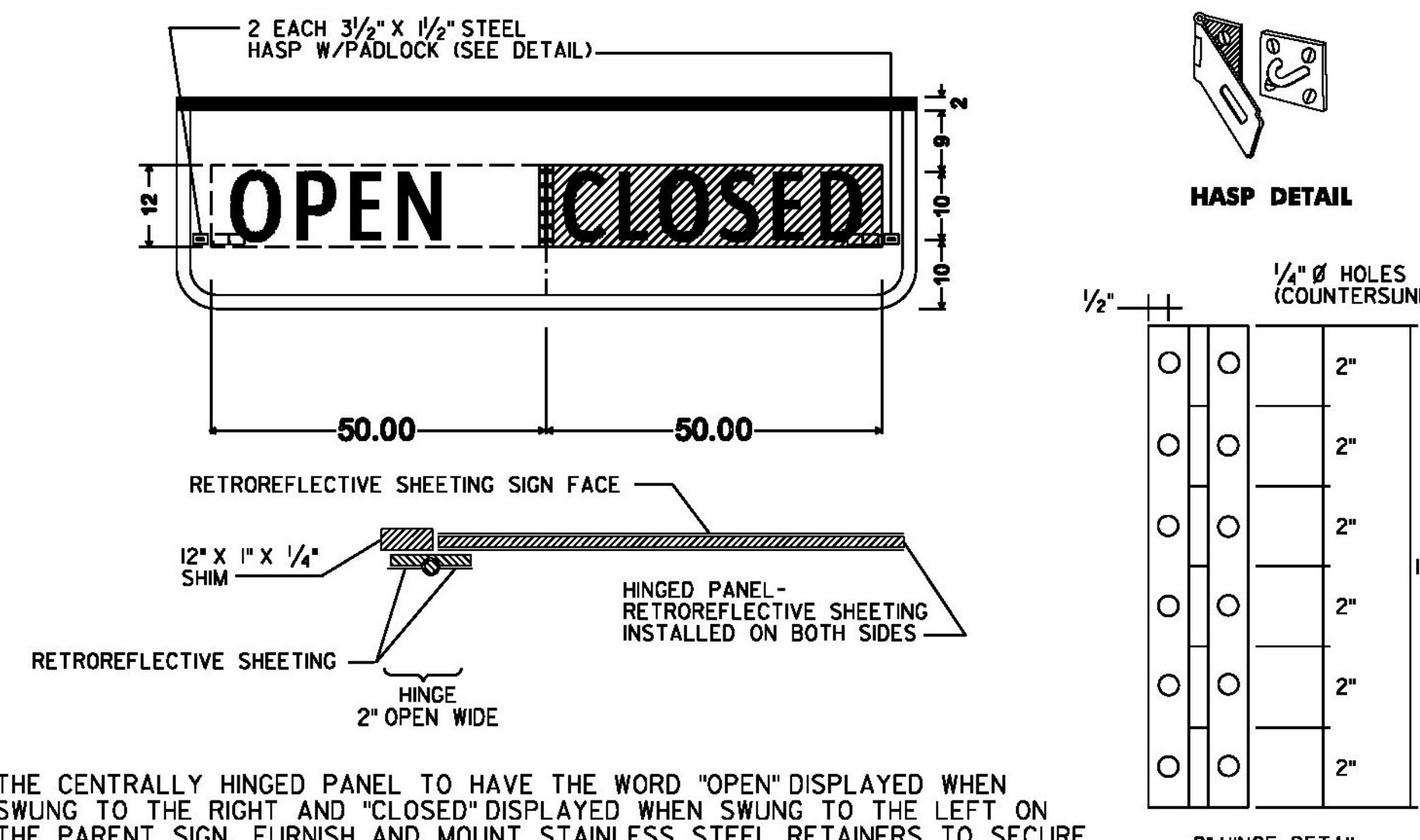


5.0" Radius, 2.0" Border, Black on White;
[WHEN FLASHING] D 2K 75% spacing;
ONE FLASHING BEACON WILL BE INSTALLED ON EACH SIDE OF THE "WHEN FLASHING" SIGN

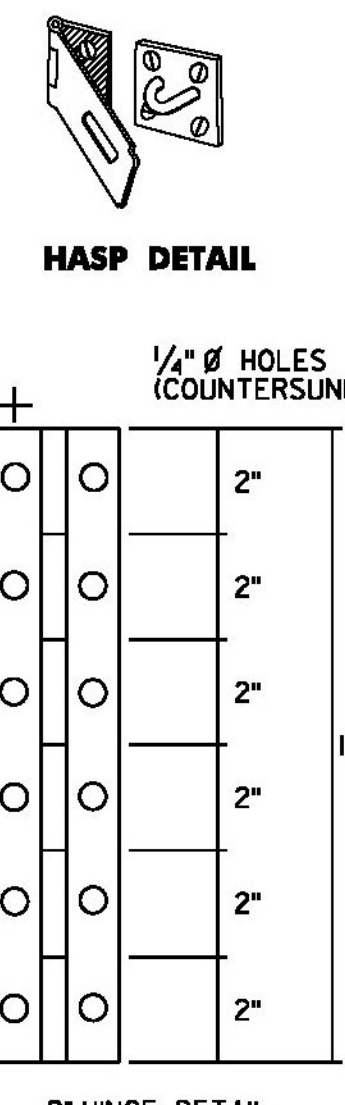
MM 20.122 NB



5.0" Radius, 2.0" Border, White on Green;
[WEIGH] E 2K; [STATION] E 2K;
[NEXT RIGHT] E 2K;
5.0" Radius, 2.0" Border, White on Green;
[OPEN] C 2K; [CLOSED] C 2K;



THE CENTRALLY HINGED PANEL TO HAVE THE WORD "OPEN" DISPLAYED WHEN SWUNG TO THE RIGHT AND "CLOSED" DISPLAYED WHEN SWUNG TO THE LEFT ON THE PARENT SIGN. FURNISH AND MOUNT STAINLESS STEEL RETAINERS TO SECURE THE PANEL IN EITHER POSITION; PANEL POSITION WILL BE CHANGED FROM THE GROUND WITH A POLE. HINGE TO BE COVERED WITH SAME RETROREFLECTORIZED MATERIAL AS MAIN SIGN. ADJUST LETTER TO LETTER SPACING TO CLEAR HINGE IF NECESSARY.



MM 23.170 NB
MM 23.841 SB



9.0" Radius, 2.0" Border, White on Blue;
[PARKING] E 2K; [AREA] E 2K;
Arrow 133 - 30.0° 30°;



540 Commercial Street, Manchester, NH 03101
(603) 668-8223 • Fax: (603) 668-8802
cid@cldeengineers.com • www.cldeengineers.com
Maine • New Hampshire • Vermont

PROJECT NAME: GUILFORD-ROCKINGHAM
PROJECT NUMBER: IMG SIGN(44)

FILE NAME: z12A528frm.dgn
PROJECT LEADER: C. GREGORY
DESIGNED BY: D. MUNRO
SIGN DETAIL SHEET 8

PLOT DATE: 4/17/2014
DRAWN BY: S. GOODWIN
CHECKED BY: D. MUNRO
SHEET 141 OF 157